


# Stannah Maxilift

Straightforward passenger traction lifts:  
perfect for a reliable, cost-effective  
installation



**Stannah**



"The Maxilift is a cost-effective solution from an established UK lift company with a proven pedigree."

Managing Director, Berry's Jewellers

"Having used Stannah on numerous projects we knew they would perform well from initial consultation to installation, commissioning and aftercare."

Associate, BHM Architects, London

## Maxilift: a simple formula, proven at thousands of sites

Selecting and installing a passenger lift shouldn't be time-consuming or difficult. So if you need an efficient, cost-effective lift, without compromising on quality or compliance, Maxilift is your answer.

Day in, day out – for more than 50 years – passenger lifts bearing the Stannah Maxilift name have been safely and reliably improving access at thousands of premises.

Anywhere people need a good, reliable lift with the minimum of fuss, there's a good chance you'll find a Maxilift. We provide lift solutions to fit the purpose of your building.

### **A hardworking traction lift, in our most popular sizes and finishes**

It's a simple formula. Every Maxilift is built to the same, high standards – and complies with the same regulations – as all Stannah lifts. But where our other lifts are completely customisable, Maxilift keeps things simple, focusing on our most popular finishes and sizes.

That means it's easier to specify, with improved manufacturing making installation simpler. It's also our most cost-effective passenger traction lift – with no compromise on quality, reliability, or safety.

### **Above all, it's a Stannah.**

Importantly, Maxilift is a Stannah lift. And that means you get exactly the same unbiased advice, responsive service, and expert support as you'd expect with any lift bearing our name.

“The project has been completed in a positive and can-do manner from start to finish. The engineers worked tirelessly to ensure the project ran smoothly. For this we are grateful as I am sure the project benefited from their experience and dedication.”

Site Manager, John Perkins Construction

## Backed by over 150 years of lift experience

If you need expert support or advice, you're in luck. Since 1867, the Stannah family have been providing just that.

Most of our customers already know our passenger lifts; after all, there are tens of thousands, right across Great Britain. The thing that surprises them is the standard of our service. Yes, we're the biggest British-based lift supplier – with a nationwide service network – but we never forget we're a family business too. You'll notice the difference from the first time you pick up the phone.



We have been delivering engineering excellence for over 150 years



“Stannah engineers were a pleasure to have around. They did a great job, minimised disruption to services, and kept the site secure at all times.”

Resident, Gunnersbury Court

“Having previously specified Stannah lifts we knew their range of products could be well suited for the demands of a hospitality project such as Meridian Grand. Needless to say we were not disappointed.”

APT Designers

### **A lift expert on your team**

With Stannah, you're never just another sale – and that's important. Even for a reliable lift like the Maxilift, it pays to have an expert eye overlooking every stage of your project – from the first conversations to commissioning and beyond.

That's why you'll have an experienced Stannah project manager, who'll work alongside your team to smooth out any obstacles, and ensure everything stays on schedule and works as it should.

### **Open lift protocol: no servicing tie-ins**

We'd love to service your lift, and keep it running well – but we won't force you to choose us.

Our open lift protocol gives you the option to change your service provider whenever you want. Our Maxilift has in-built service diagnostics

equipment so the lift can be maintained by any other lift company in the future. We will continue to deliver quality service with flexible and adaptable approach without restricting our customers to use our maintenance and repair services. If you choose to service with us, it'll be because we've earned it.

### **Always true to our word**

The Stannah name has been over our door for five generations. It means the world to us. So when you specify a Maxilift, you'll know that every one of us stands behind it – from our designers and engineers to our managers and customer service team – all of us make your job easier, and pay attention to your needs.

We have thousands of customers, but you'll feel like it's only you.

## Simply great engineering

Maxilift is an attractive, hardworking traction lift with options for 6, 8 or 13 passengers.

Covering up to 6 stops at 1.0 m/s, Maxilift is a perfect match for low and medium-rise buildings.

Its traction drive is smooth and energy-efficient, and its intelligent control system with integrated connectivity tools provides remote monitoring for safety.

### **A smooth, comfortable ride – and a sense of space**

In short, Maxilift may be cost-effective, and quick to install – but to passengers, it feels like a premium lift.

Vibroacoustic wall panels add to the smooth experience. Clever design maximises available space in the car, giving a roomy feel in even the smallest lift shaft. And large visual indicators give passengers all the information they need.

“Stannah has done an excellent job in delivering their product at the highest standard.”

Sales & Marketing Director,  
Oakmayne Properties

### **A-rated for energy efficiency**

Protecting the environment is a priority, so you'll be glad to know Maxilift is highly energy efficient. LED lighting; stand-by shutdown; and gearless, low-consumption traction drive all contribute to its A-rating in VDI energy consumption tests and BREEAM rating.

And Maxilift doesn't just protect the environment when you use it. We've optimised its whole lifecycle using ISO 14040-14044, CML-2001 and Eco-indicator methods.

### **Maxilift complies with all the relevant standards:**

- ☑ EN81-20: construction and installation safety
- ☑ EN81-50: component examination and tests
- ☑ EN81-70: lift accessibility
- ☑ EN81-28: remote alarm systems
- ☑ EN81-73: lift behaviour if there's a fire
- ☑ EN81-58: lift door fire resistance



“Our aim is to provide a comprehensive and efficient service at every stage of each commission. Having used Stannah before, we are confident in their ability to deliver the ideal product and service.”

Architect, Rees Pryer Architects

“The Stannah Maxilift passenger lifts are providing an invaluable and secure support service, opening up the whole school for anyone who cannot use the stairs.”

Principal, St George's C of E Foundation School

## Entry level, but still great specs

The Maxilift is our entry level traction model, with limited finishes and configurations, but boasting an efficient traction drive for a smooth and comfortable ride.

It operates with a wall-mounted shaft and has intelligent controls, with remote safety monitoring and integrated GSM connectivity.

You can choose between single and through-entrance configuration, and landing doors that open left or right – whatever best fits your plan.

### Key facts

<b>Max. no of stops</b>	6
<b>Max. travel (m)</b>	18
<b>Speed (m/s)</b>	1.0
<b>Load (kg)</b>	450, 630, 1000 (fixed car size)
<b>Persons</b>	6, 8, 13 stretcher
<b>Car type</b>	Single and through
<b>Control type</b>	Push button, simplex down collective
<b>Door type</b>	Side opening telescopic 2 panels in stainless steels or primer 7044, left- and right-hand opening.
<b>Energy saving features</b>	Standby, LED lights

### Key dimensions

	450kg – 6 passengers	630kg – 8 passengers	1000kg – 13 passengers
<b>Car dimensions (W x D)</b>	1000 x 1300	1100 x 1400	1100 x 2100
<b>Shaft width (Min/Max)</b>	1500/1700	1600/1800	1600/1800
<b>Shaft depth (Min/Max)*</b>	1500/1820	1650/1970	2350/2670
<b>Pit depth (Min/Max)</b>	1025/1500	1025/1500	1025/1500
<b>Min. headroom</b>	3350	3350	3350
<b>Door opening (W x H)</b>	800 x 2000/2100	900 x 2000/2100	900 & 1000† x 2000/2100

Please note: all dimensions are in mm and are subject to change

\* Minimum/Maximum shaft depth depends on position of landing door frames, fully in shaft or partially on floor

† On 1000 width doors minimum shaft width is 1750mm



## Match the look to your project

Maxilift is a straightforward, practical lift – but with numerous potential finish combinations, making it easy to ensure that the lift fits into its environment.

Choose from 18 popular vinyl, wood-finish and stainless-steel walls; 9 different non-slip and antibacterial floor finishes; plus mirrors, ceilings, lighting, and car operating panel options.

The result? A lift that's safe, compliant, easy to clean... and a perfect match for your building.

### Selectable elements of our lift car interiors



**Please note:**

Costs may vary and are dependent on the choice of finishes selected.

The colours and designs reproduced in this document have been matched as closely as the scanning and printing process will allow. We recommend that you obtain samples prior to final specification.

We are continually developing and improving our range of products and finishes and we therefore reserve the right to alter or amend the specification without prior notice.

# Lift finishes & options


## 1 Car floor

● = standard option  
LRV = Light Reflective Value

### Circle Rubber



R24 Circle Black



R28 Circle Grey  
LRV 38,5

### Vinyl Rubber



R74 Classic Timber  
LRV 22




R75 Greywashed Timber  
LRV 23

### Stone Rubber



R59  
Vinyl Stone Grey Concrete  
LRV 17



R61  
Vinyl Stone Black Concrete

### Antibacterial Vinyl Rubber




R15 Antibacterial Black  
LRV 6



R16 Antibacterial Dolphin  
LRV 21

## 2 Car walls


### Vinyl skin plates




K01 White  
LRV 82,66




K04 Night Black  
LRV 6,58



K10 Atlantic Blue  
LRV 21,11




K11 Techno Grey  
LRV 51,12




K17 Nature Beige  
LRV 46,62

### Laminated wall boards




NE04 Fresno  
LRV 45,04



NE05 White Orchid  
LRV 66,16




NE06 Grey Soft  
LRV 53,25




NA04 Olmo  
LRV 29



NA01 Oak  
Nature



NE07 Supermatt  
Wood Pore




NE08 Millenium




NA05 Bianco  
Ghiaccio LRV 81

### Stainless steel




X02 SB Finish Steel  
LRV 21



X16 SB Finish Steel




X12 Mirror Finish  
Steel  
LRV 57




X22 Super Mirror  
Shine  
LRV 31,1



X13 Linen  
LRV 15,30




X25 Golden Shine  
LRV 8,45




X14 Leather Skin  
LRV 22,5

### 3 Mirrors

● = standard option



Half height mirror  
(fitted as standard)



Narrow mirror

### 4 Handrails




End-mounted handrail  
Mirror stainless steel with rounded ends.  
EN81-70 compliant




Buttress-mounted handrail  
Mirror stainless steel with rounded ends.


### 5 Ceilings



L40  
Standard Option




L24




L90  
(600mm x 600mm) fixed measurements

#### Design and eco-efficiency

Ceilings may have LED lighting. With LED technology, guaranteed life is 2 years, meaning considerably less maintenance work.



L95  
(600mm x 600mm) fixed measurements



L100  
(600mm x 600mm) fixed measurements


#### Ceiling materials

Ceilings are finished in mirror stainless steel.

Please note: The ceiling and lighting representations reproduced in this document have been matched as closely as the scanning and printing process will allow.

## 6 Car operating panel

● = standard option



Car operating panels are X02 as standard, with a choice of finishes available – please see car walls, stainless steel section, on page 10 for definitions.

### COP materials

Stainless steel AISI 304, except X02

### Frame materials

Aluminium coloured black (AL04)

## 7 COP display

We offer a wide range of 7" LCD or optional customised TFT displays. The new TFT designs offer outstanding image quality, providing users with clearer and more accurate information.



LCD-070E 7" Display



TFT-070E 7" Display

# Example configurations



### Ceiling

L40

### Walls

X02 SB Finish Steel

### Floor

R28 Circle Grey

### Car operating panel

Supra X12

Display LCD-070E

### Mirror

Narrow mirror

### Handrail

End-mounted handrail



### Ceiling

L24

### Walls

K17 Nature Beige

### Floor

R59 Vinyl Stone Grey Concrete

### Car operating panel

Supra X12

Display LCD-070E

### Mirror

Half height mirror

### Handrail

End-mounted handrail



### Ceiling

L90

### Walls

NA04 Olmo

### Floor

R59 Vinyl Stone Grey Concrete

### Car operating panel

Supra X12

Display TFT -070E

### Mirror

Half height mirror

### Handrail

End-mounted handrail

# Example configurations



**Ceiling**

L24

**Walls**

K04 Night Black

**Floor**

R61 Vinyl Stone Black Concrete

**Car operating panel**

Supra X22

Display LCD-070E

**Mirror**

Half-height mirror

**Handrail**

End-mounted handrail



**Ceiling**

L100

**Walls**

NE04 Fresno

**Floor**

R59 Vinyl Stone Grey Concrete

**Car operating panel**

Supra X02

Display LCD-070E

**Mirror**

Narrow mirror

**Handrail**

End-mounted handrail



**Ceiling**

L40

**Walls**

NA01 Oak Nature

**Floor**

R28 Circle Grey

**Car operating panel**

Supra X22

Display TFT-070E

**Mirror**

Narrow mirror

**Handrail**

End-mounted handrail



An independent  
family business  
since 1867





The Stannah Promise  
**Always true  
to our word**

## Meet the family




Stairlifts



Homelifts



Platform  
lifts



Passenger  
lifts



Service and  
goods lifts



Bespoke  
lifts



Escalators and  
moving walkways



Lift refurbishments,  
service and repair

## Stannah Lifts

Anton Mill, Andover, Hampshire SP10 2NX  
Telephone: 01264 339090

[www.stannahlifts.co.uk](http://www.stannahlifts.co.uk)

# Stannah