

West Ham Resignalling

COPYRIGHT



Contents

Legend

Page 3

Page 4

Route

Page 5 Limehouse Station

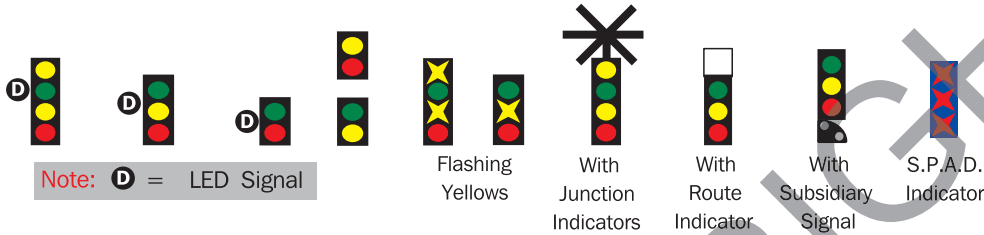
Page 6 Bromley-by-Bow Station (L.U.L.)

Page 7 West Ham Station

Page 8 East Ham Station (L.U.L.)

Legend

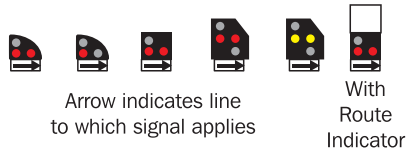
Colour Light Signals



Semaphore Signals



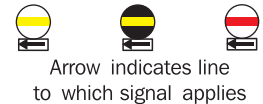
Ground Position Light Signals



Banner Repeaters



Shunting Signals



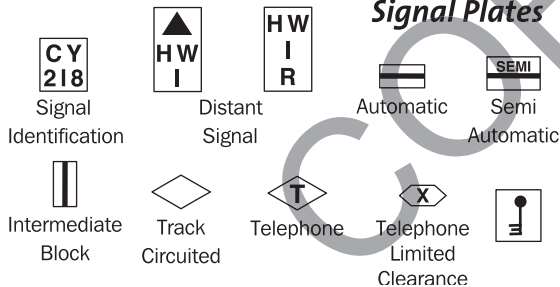
Limit of Shunt Indicators



Stop Boards



Signal Plates

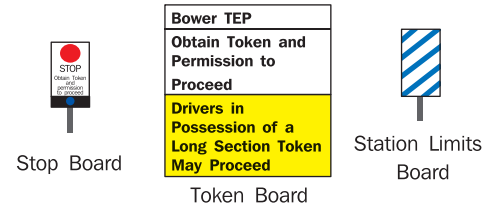


Locked Box containing Modified RT3177 Forms Open with a BR1 Key

De-Railer












Radio Electric Token Block Signals



Legend

General Information


 Running Lines showing direction of travel

 Signal Box

 Start of AWS Area

 End of AWS Area

 Normal Resumes


 Gradient Board 100 Level
 (All grades 1 in xx)

 Ground Frame

 Ground Switch Panel

 Countdown Markers


 Telephone

 Shut in Facility

 Limited Clearance

 Warning

 St. Andrews Cross


 Area of Known Low Adhesion

 End of Area of Low Adhesion

 Area of Known Trespass or Vandalism





 Tunnel


 Viaduct

 Over Bridge

 Footbridge

Permanent Speed Restrictions


 Not provided in wrong direction, bi-directional Line

 Advance

 Start

 Diverging Route









 Mile Post





 Cab Secure Radio Area

 National Radio Network Area

 Start of GSMR (IVRS) Area

 End of GSMR (IVRS) Area


 Carriage Washer

 Differential Speed Board

 Electrified Lines

 Warning Board (LC)

 Buffer Stops

 Catch Points

 Points Indicator


 Location where Drivers Reminder Appliance Board Provided

 Indicator

 Right Away Indicator

 Close Doors Indicator


 Level Crossing

 Footpath

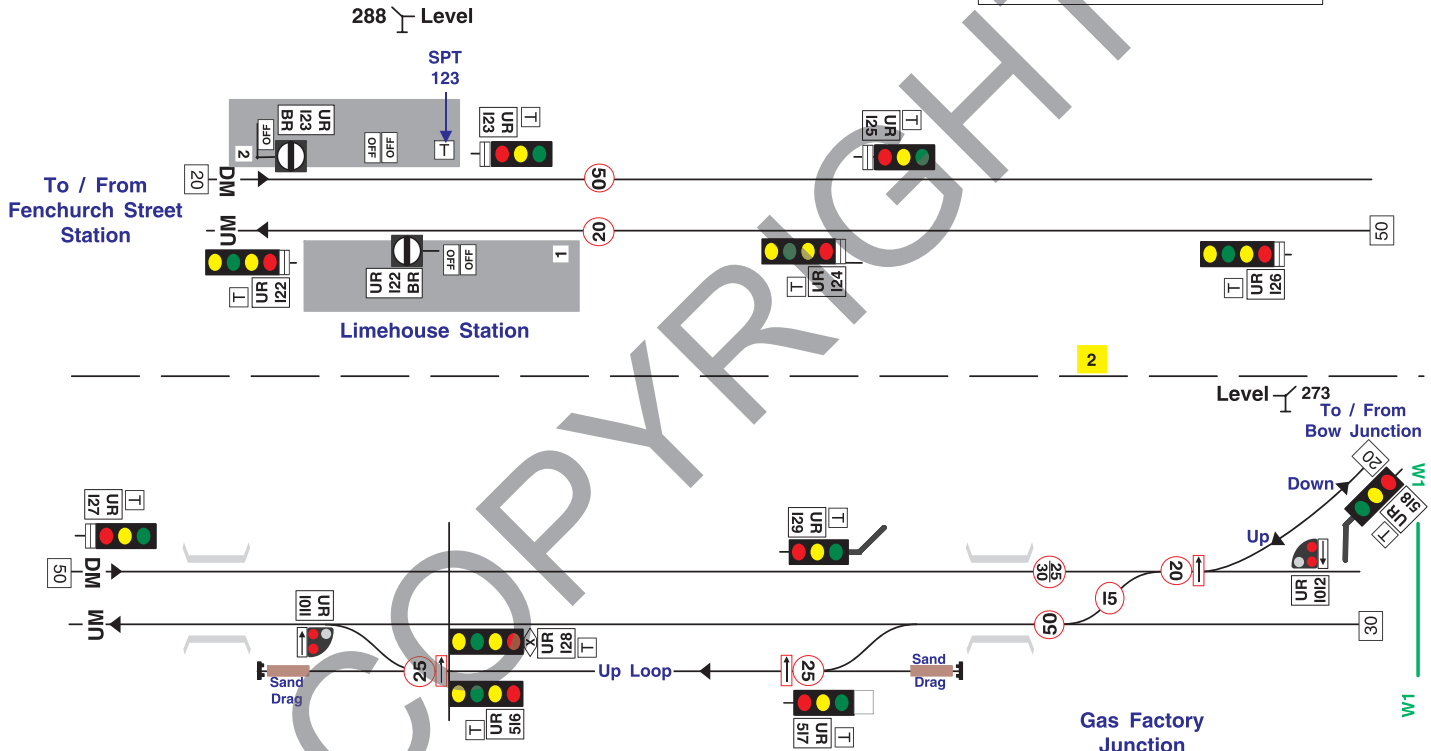
 Retaining Wall

 Sand Drag

 Left Right

DM Down Main
UM Up Main

TCB
Upminster IECC (UR)
AC: Romford

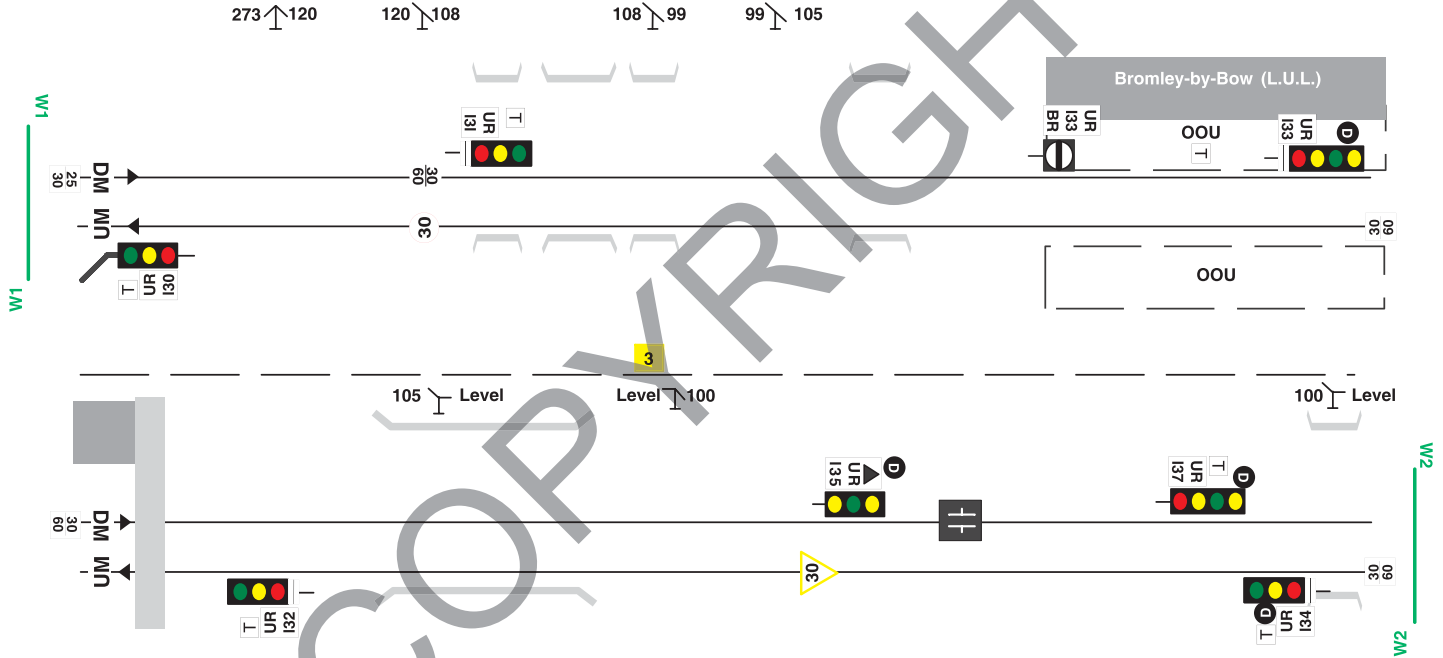


Note: Signals UR101I & UR157 are on the right hand side.

DM Down Main
UM Up Main

Note: **D** = LED Signal

TCB
Upminster IECC (UR)
AC: Romford



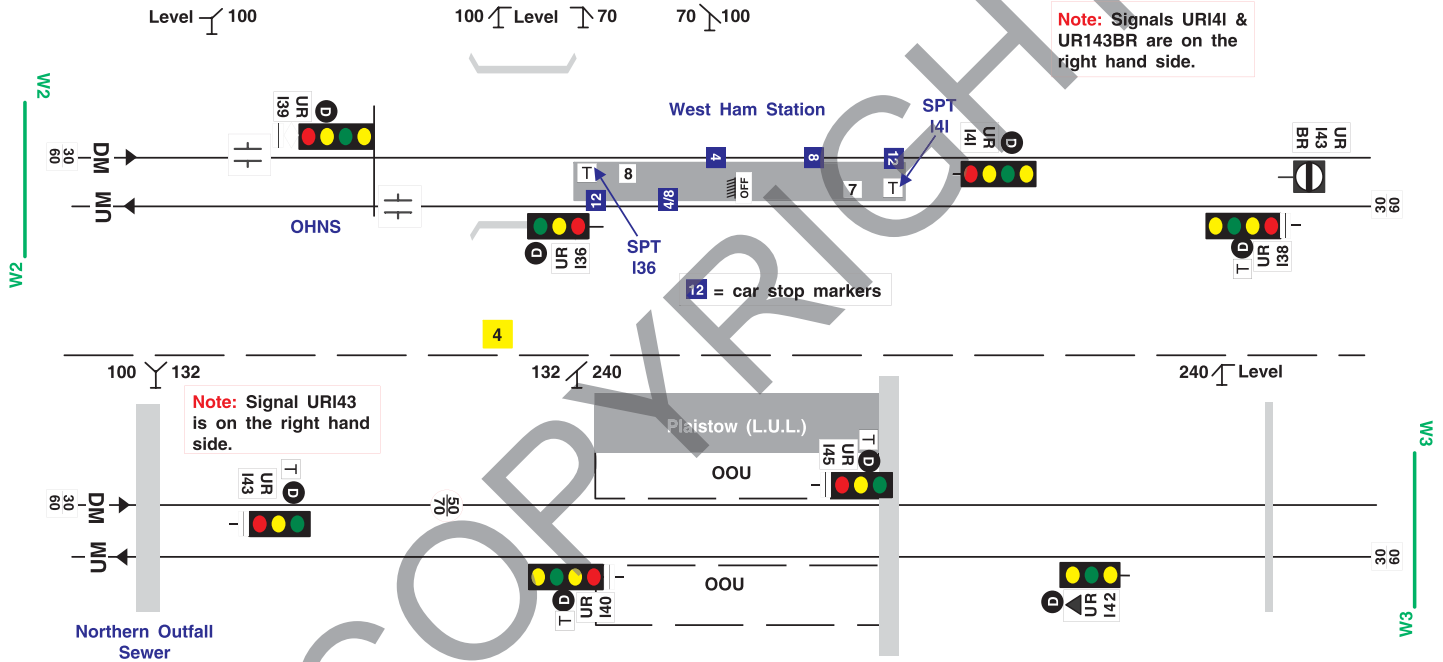
DM Down Main
UM Up Main

Note: **D** = LED Signal

TCB
Upminster IECC (UR)
AC: Romford

NRN 020	CSR 06
-------------------	------------------

Note: Signals URI41 & UR143BR are on the right hand side.



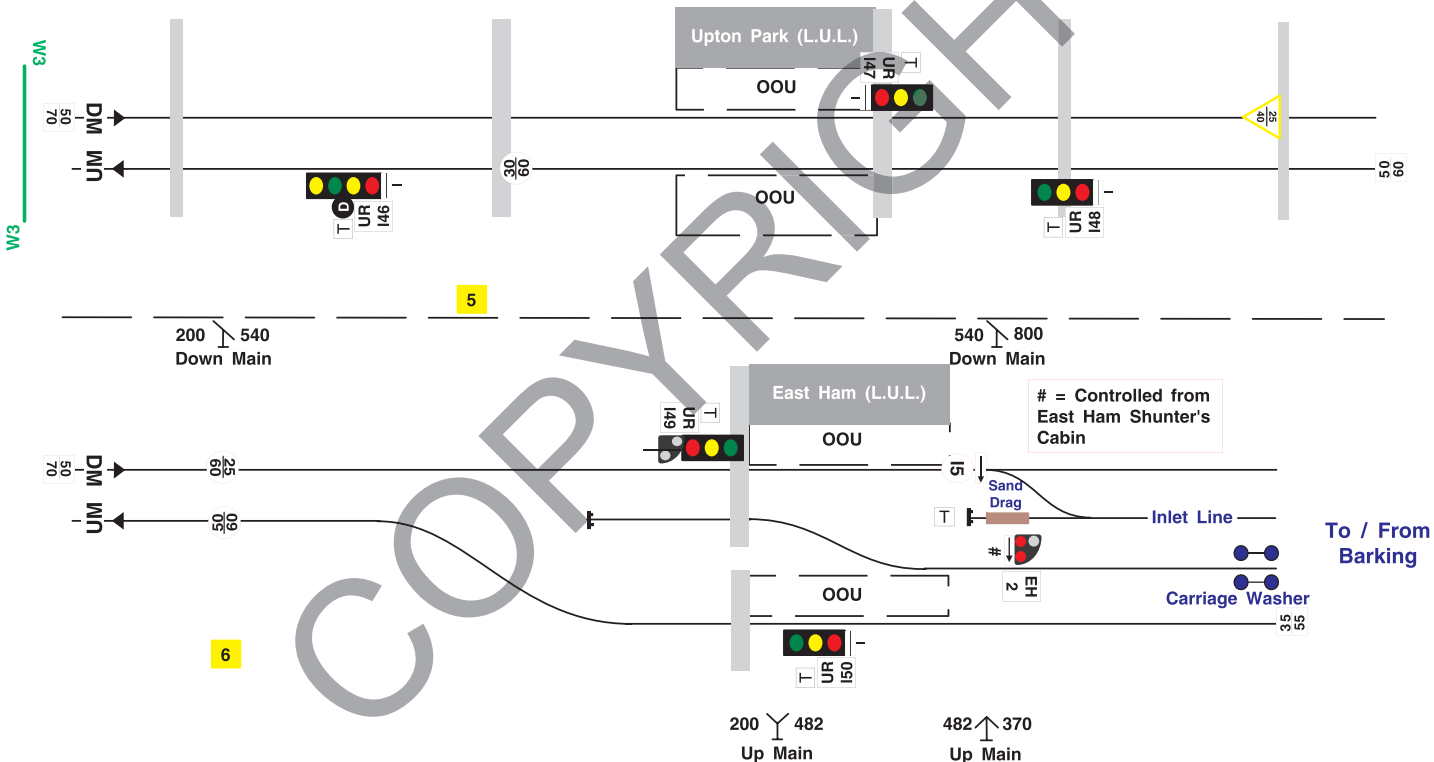
DM Down Main
UM Up Main

Note: **D** = LED Signal

TCB
Upminster IECC (UR)
AC: Romford
NRN 020
CSR 06

Level 650

650 200



COPYRIGHT

Gioconda Limited Unit 10 Woodfalls Gravelly Ways
Laddingford Kent ME18 6DA

Telephone 01622 872512 email mail@gioconda.co.uk www.gioconda.co.uk