

# NICHE WARDROBE



PHOS

**CLOAKROOM**  
SOLUTIONS

NICHE WARDROBE GSRN20-1  
GLASS SHELF RACK GTE20-19  
COAT HANGER KB1

CLOAKROOMSOLUTIONS.CO.UK

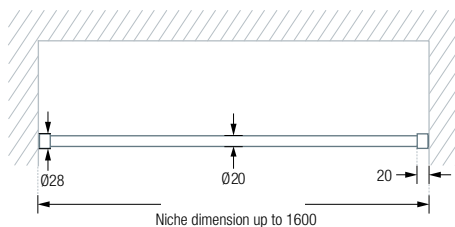


## NICHE WARDROBE

Cloakroom rails with stainless steel tube  $\varnothing$  20 mm, for niches, including two WL20 wall brackets for easy attachment and fixation. Solid stainless steel, hand-polished to a satin finish.

- GSRN20-1** Length up to 100 cm. Please state the desired niche size!  
**GSRN20-2** Length 100 to 160 cm. Please state the desired niche size!

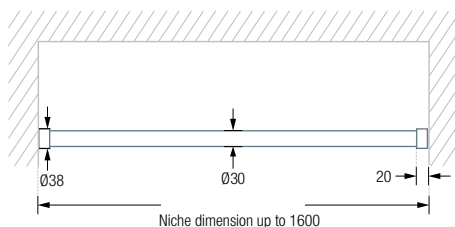
GSRN20-1 / -2 Front view:



Cloakroom rails with stainless steel tube  $\varnothing$  30 mm, for niches, including two WL30 wall brackets for easy attachment and fixation. Solid stainless steel, hand-polished to a satin finish.

- GSRN30-1** Length up to 100 cm. Please state the desired niche size!  
**GSRN30-2** Length 100 to 160 cm. Please state the desired niche size!

GSRN30-1 / -2 Front view:





NICHE WARDROBE GSUN18-1  
GLASS SHELF SUPPORT  
GTE20-19 COAT HANGER KB1

CLOAKROOMSOLUTIONS.CO.UK



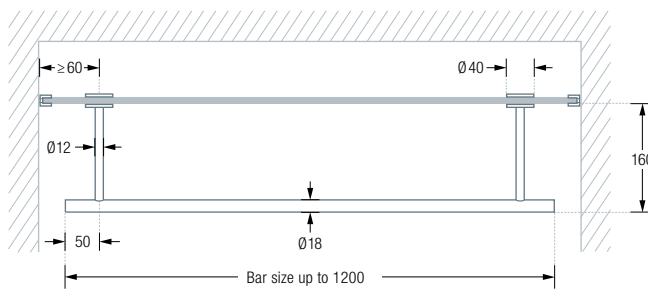
## NICHE WARDROBE

Niche wardrobes with clothes rail  $\varnothing$  18 mm, for underfloor installation  
 Glass or wooden floors. Including fastening material. Holes glass / wood  $\varnothing$  12 mm.  
 Solid stainless steel, hand-polished to a satin finish. Please specify the desired  
 dimensions. Delivery without bottom. We offer glass and wooden floors on request.

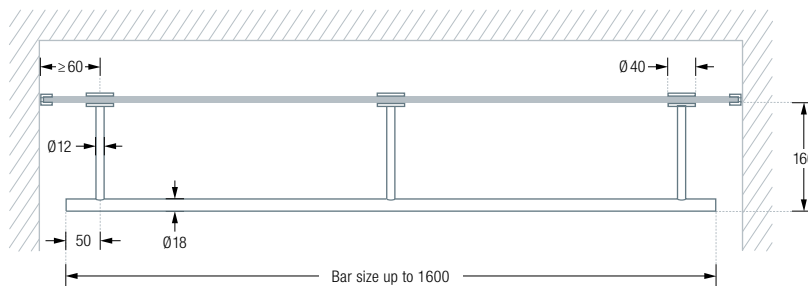
**GSUN18-1** Length up to 120 cm. Please specify the desired bar size!

**GSUN18-2** Length 120 to 160 cm. Including additional intermediate carrier.  
 Please specify the desired bar size!

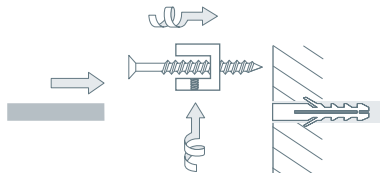
GSUN18-1 Front view:



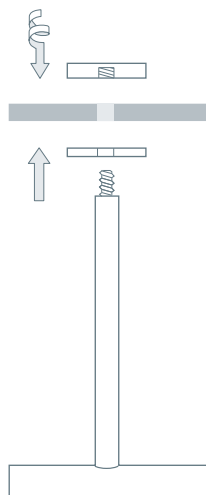
GSUN18-2 Front view :



Wall mounting of glass shelves with  
 GTE20-19 see page 139:



Installation under glass or wooden  
 shelves with concealed screws:








GLASS SHELF SUPPORT GTE20-19

PLUG-IN SHELF SUPPORT FOR  
LINES OF HOLES GTA8-12SL





GTE20-19



GTA10-15

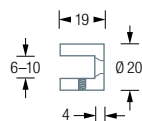


GTA8-12SL

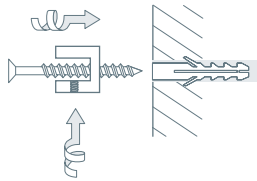
## GLAS- UND HOLZBODENTRÄGER FÜR NISCHEN

- GTE20-19** Shelf holder for clamping\* glass shelves with a thickness of 6 – 10 mm. For direct screwing with M6 countersunk screws for minimal gap between glass and wall. Solid stainless steel, hand-polished to a satin finish.
- GTE20-19Set** Packing unit: Four pieces GTE20-19.
- GTA10-15** Shelf support with O-ring\*\* for placing glass and wooden shelves. For direct screwing with M6 hanger bolt (included in scope of delivery). Solid stainless steel, hand-polished to a satin finish.
- GTA10-15Set** Packaging unit: Four pieces GTA10-15.
- GTA8-12SL** Pluggable shelf support with O-ring\*\* for laying on glass and wooden shelves, for rows of holes in shelves or cupboards. Solid stainless steel, hand-polished to a satin finish.
- GTA8-12SLSet** Packaging unit: Four pieces GTA8-12SL.

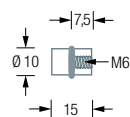
GTE20-19:



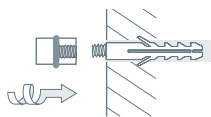
Assembly GTE20-19:



GTA10-15:



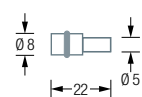
Assembly GTA10-15:



GTA10-15 Fixed into wall niche:



GTA8-12SL:



GTA8-12SL As a plug-shelf support:



\* Clamping with threaded pin with plastic cap.

\*\* Material: Viton®. High chemical and thermal resistance. Manufactured from fluorine and rubber.  
ISO abbreviation: FKM, DIN abbreviation: FPM.







GTKS20-1-W

Ideal for room niches.

## NICHE WARDROBE CLAMPING RAILS

Clamping rails for niches or in door frames,  $\varnothing$  20 mm, with black or white end caps. Easy to assemble using a rotary mechanism. Clamping range  $\pm$  20 mm. Hand-polished stainless steel with a silky matt finish.

**GTKS20-1-S**

For niches up to 100 cm, with black end caps. Please specify niche size!

**GTKS20-1-W**

For niches up to 100 cm, with white end caps. Please specify niche size!

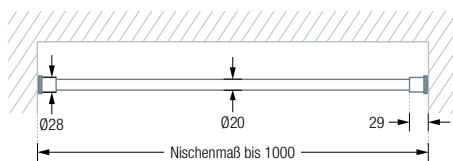
**GTKS20-2-S**

For niches from 100 - 160 cm, with black end caps. Please specify niche dimensions!

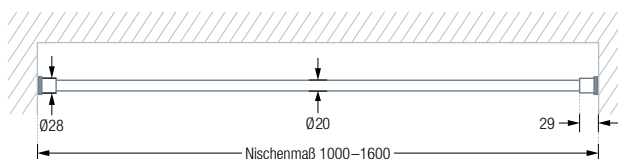
**GTKS20-2-W**

For niches from 100 - 160 cm, with white end caps. Please specify niche size!

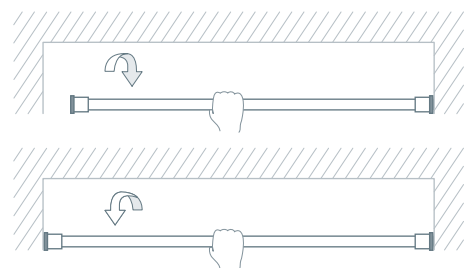
GTKS20-1-S / GTKS20-1W Front view:



GTKS20-2-S / GTKS20-2-W Front view:



Assembly of clamping rails:





KB1H



KB1G

10 PHOS

## HANGER

Clothes hanger with a concealed 360° rotating mechanism and an elegant connection detail with no visible screw connection. Stainless steel, solid material Ø 10 mm, brushed silky matt.

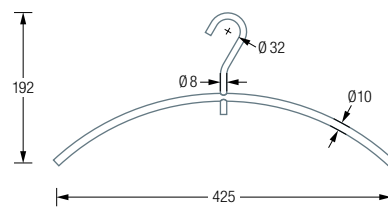
**KB1** Hanger

**KB1H** Clothes and trouser hangers.

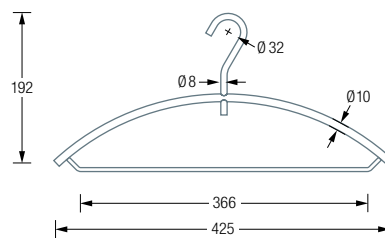
**KB1G** Coat hanger for public areas with a closed eye (anti-theft).

**KB1HG** Coat and trouser hangers for public areas with a closed eye (anti-theft protection).

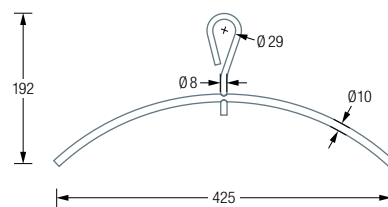
**KB1:**



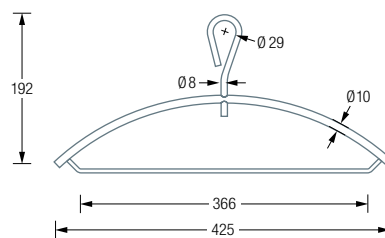
**KB1H:**



**KB1G:**

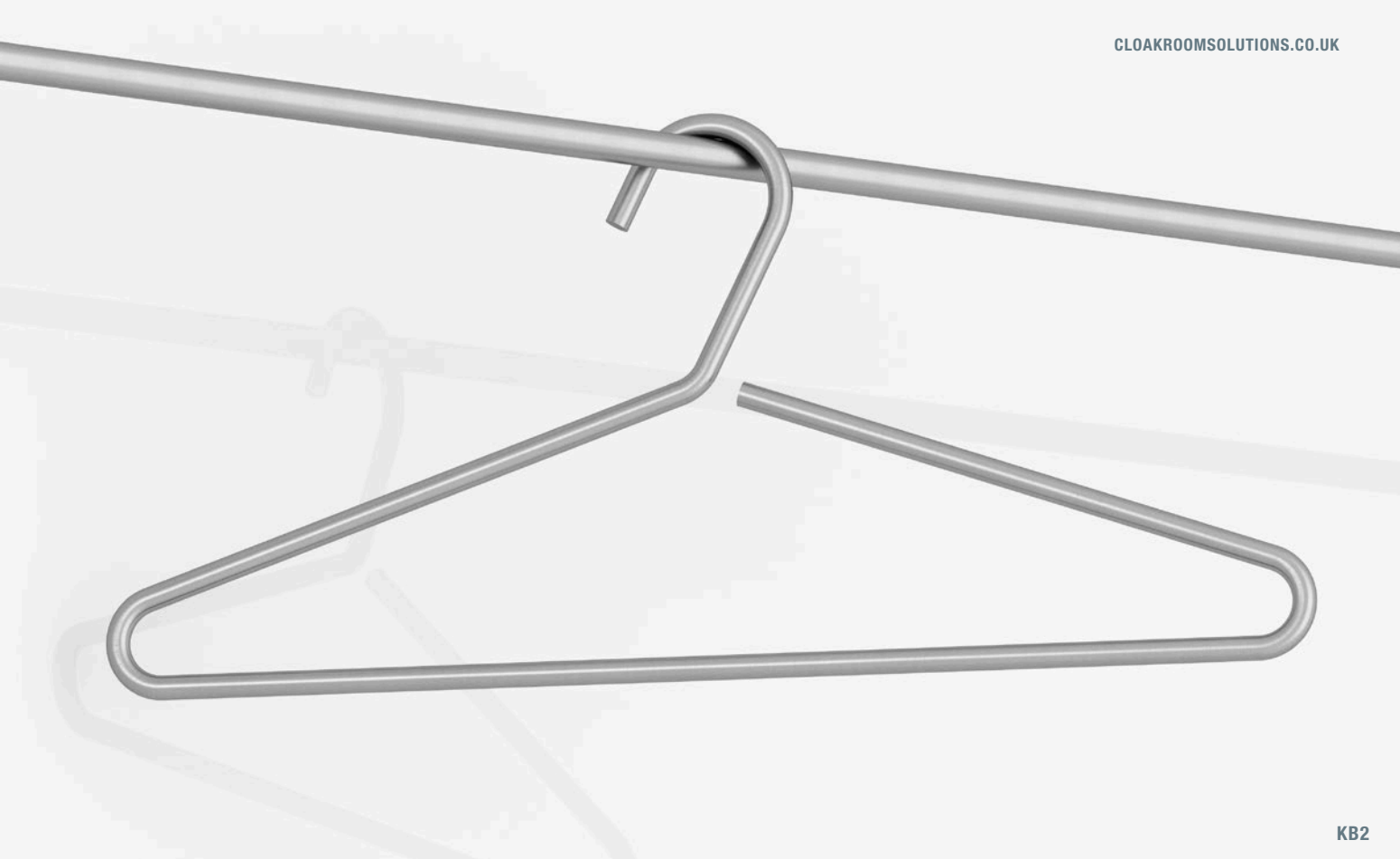


**KB1HG:**





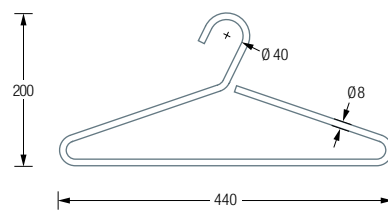




KB2

## HANGER

**KB2** Coat and trouser hanger bent from one piece.  
Stainless steel, solid material  $\varnothing$  8 mm, brushed silky matt.





CLOAKROOM SOLUTIONS LTD  
info@cloakroomsolutions.co.uk  
020 3011 1014  
cloakroomsolutions.co.uk