



INTRODUCTION

HISTORY: The following pages show faithful lost-wax copies from three and a half centuries of brass hinge design. The earliest hinges were made by blacksmiths in wrought iron and, although the essential requirement was that the hinges should do their job properly, blacksmiths also liked to make them look good. The original craftsmen that designed the brass hinges in the following pages, like the blacksmiths, attended to functionality first and then adaptation to prevailing furniture fashion - from the exuberance of the engraved cabinet hinges, assertive armoire hinges to restrained cabinet and box hinges designed to be discretely flush with the surrounding wood.

ORIGINS: Most of the hinges that we offer were first made as copies from originals sent to us by our customers so normally we know the purpose of each hinge and the period of furniture that it was from - but not always. As the majority of the hinges in this supplement are made to order we strongly recommend that you order an initial sample if you are in doubt as to whether our hinge will suit your purpose before making a decision about a larger order.

USING THE CATALOGUE: A contents page follows to help you to the right pages. All hinges are shown at life size in the printed version. Full measurements are also given for the convenience of those looking at a PDF download. The majority of the hinges will be made to order but through the catalogue you will see each of the hinges that we hold in stock (from our Main Catalogue). These hinges are shown with their Main Catalogue order code in brackets and you can search for these on our website. All hinges are sold fully assembled and you can also request suitable screws for fixing if you need them. If you wish to buy the brass parts only, and assemble the hinges yourself, this choice is still available by arrangement.

Contents

Early Butterfly and Snake hinges.....	Page 3
Engraved Cabinet Hinges	Pages 4 to 6
Shaped Harpsichord & Piano Hinges.....	Page 7
Decorative H Hinges.....	Pages 8 and 9
Plain H hinges.....	Pages 10 and 11
Knife Box & Writing Box Hinges.....	Pages 12 and 13
Stopped Hinges & Papier Mache Hinges.....	Page 14
Various Butt and Cabinet Hinges.....	Page 15
Heavy Hinges for Doors, Windows & Shutters.....	Pages 18 and 19
Long Case Clock Hinges.....	Pages 20 and 21
Card Table Hinges & Other Hinges for Folding Tops.....	Pages 22 and 23
Large Cranked Cupboard Hinges.....	Page 24
Gravity or Lift Off Hinges for Armoires & Cupboards.....	Pages 25 to 27
Inset Wardrobe Hinges.....	Page 28
Miscellaneous Hinges, including Screen Hinges & Butler's Tray Hinges.....	Pages 29 and 30

max. height
52mm
(2 1/16")

max width
40mm
(1 9/16")

max. leaf width to centre
19mm
(3/4")



2221H

max. height
64mm
(2 9/16")

2649H

max. leaf width to centre
22mm
(7/8")



max width
45mm
(1 13/16")



7262H

max. height
80mm
(3 1/8")

max width
47mm
(1 9/16")

max. leaf width to centre
22mm
(7/8")

max. height
88mm
(3 7/16")

max width
57mm
(2 1/4")

max. leaf width to centre
28mm
(1 1/8")



7553H



X811H
(A159)

max. height
74mm
(2 1/16")

max width
51mm
(2")

max. leaf width to centre
26mm
(1")

max. height
77mm
(3")

max width
53mm
(2 1/8")

max. leaf width to centre
27mm
(1 1/16")



3203H



503H

max. height
85mm
(3 3/8")

max width
62mm
(2 7/16")

max. leaf width to centre
31mm
(1 1/4")

ENGRAVED CABINET HINGES



8145H

max. height 180mm (7 1/8")	max width 52mm (2 1/16")
larger leaf to centre 102mm (4 1/16")	shorter leaf to centre 78mm (3 1/16")



1692H

max. height 173mm (6 13/16")	max. width 70mm (2 3/4")
larger leaf to centre 95mm (3 3/4")	shorter leaf to centre 78mm (3 1/16")



1488H

max. height 98mm (3 7/8")	max. width 47mm (1 7/8")
larger leaf to centre 62mm (2 3/8")	shorter leaf to centre 36mm (1 7/16")

ENGRAVED CABINET HINGES

1558H



max. height 214mm (8 3/8")
 max. width 81mm (3 3/16")
 longer leaf to centre 121mm (4 3/4")
 shorter leaf to centre 92mm (3 5/8")

3630H



max. height 209mm (8 3/16")
 max. width 80mm (3 1/8")
 longer leaf to centre 118mm (4 5/8")
 shorter leaf to centre 91mm (3 9/16")

ENGRAVED CABINET HINGES

longer leaf to centre 82mm (3 1/4")
shorter leaf to centre 44mm (1 3/4")

2650H



max. width 126mm (4 15/16")
height 45mm (1 3/4")

longer leaf to centre 100mm (3 15/16")
shorter leaf to centre 76mm (3")



2020H

max. width 176mm (6 15/16")
max. height 64mm (2 9/16")

6748H



width 63mm (2 1/2")
max height 56mm (2 3/16")
leaf width to centre 28mm (1 1/8")

7459H



height 94mm (3 3/4")
max. width 62mm (2 7/16")
leaf width to centre 30mm (1 3/16")

2750H




height 51mm (2")
width 51mm (2")
leaf width to centre 25mm (1")

SHAPED HARPSICHORD AND PIANO HINGES

height 43mm (1 11/16")
 max. width 110mm (4 5/16")

leaf width to centre
 56mm (2 1/8")



3291H

height 46mm (1 13/16")
 max. width:
 131mm (5 1/8")

leaf width to centre
 65mm (2 9/16")



2383H

shorter leaf width to center 36mm (1 7/16")
 longer leaf width to centre 116mm (4 9/16")

height
 48mm
 (1 7/8")
 max. width
 152mm
 (6")



8041H

height 45mm (1 3/4")
 max. width 96mm (3 13/16")

shorter leaf width to centre:
 44mm (1 3/4")
 longer leaf width to centre:
 50mm (2")



508H

DECORATIVE "H" HINGES

7499H



height 83mm (3 5/16")
max. width 36mm (1 7/16")
leaf width to centre 18mm (11/16")

693H



height 82mm (3 1/4")
max. width 34mm (1 5/16")
leaf width to centre 17mm (11/16")

2115H



height 85mm (3 5/16")
max. width 41mm (1 5/8")
leaf width to centre 20.5mm (13/16")

501H



height 90mm (3 9/16")
max. width 35mm (1 3/8")
leaf width to centre 16.5mm (5/8")

X249H
(A158)



height 104mm (4 1/8")
max. width 39mm (1 9/16")
leaf width to centre 19.5mm (3/4")

XF71H
(A157)

height
73mm
(2 7/8")

max. width
35mm
(1 3/8")

leaf width
to centre
17.5mm
(11/16")



3863H

height
91mm
(3 5/8")

max width
42mm
(1 11/16")

leaf width
to centre
21mm
(13/16")



XF37H
(C136)

height
103mm
(4 1/16")

max. width
48mm
(1 7/8")

leaf width
to centre
24mm
(15/16")



X736H
(C135)

height
147mm
(5 13/16")

max. width
52mm
(2 1/16")

leaf width
to centre
26mm
(1 1/16")



PLAIN "H" HINGES

6655H



height 50mm (2")
width 25mm (1")
leaf width to
centre 12.5mm (1/2")

3115H



height 63mm (2 1/2")
width 29mm (1 1/8")
leaf width to
centre 14.5mm (9/16")

3979H



height 64mm (2 1/2")
width 30mm (1 3/16")
leaf width to
centre 15mm (9/16")

8110H



height 81mm (3 3/16")
width 32mm (1 1/4")
leaf width to
centre 16mm (5/8")

7859H




height 82mm (3 1/4")
width 33mm (1 5/16")
leaf width to
centre 16.5mm (11/16")

X1562H
(B75)



height 86mm (3 3/8")
width 35mm (1 3/8")
leaf width to
centre 17.5mm (5/8")



462H

height
125mm
(4 15/16")

width
71mm
(2 13/16")

smaller leaf
width to
knuckle edge
16.5mm
(5/8")

larger leaf
width to
knuckle edge
45mm
(1 13/16")

2856H



height 100mm (3 15/16")
width 38mm (1 1/2")
leaf width to
centre 19mm (3/4")

X1474H
(C137)



height 110mm (4 5/16")
width 42mm (1 5/8")
leaf width to
centre 21mm (13/16")

3228H



height 126mm (4 15/16")
width 45mm (1 3/4")
leaf width to centre 22.5mm (15/16")

KNIFE BOX AND WRITING BOX HINGES

height
27mm
(1 1/16")

width
22mm
(7/8")

leaf to
knuckle centre
13.5mm
(9/16")



3059H

7526H



max. height
36mm
(1 7/16")

width
17mm
(11/16")

leaf width to knuckle centre
18mm (11/16")



max. height
46mm
(1 13/16")

width
21mm
(13/16")

leaf to
knuckle centre
23mm
(7/8")

6476H

height
48mm
(1 7/8")

width
25mm
(1")

leaf to
knuckle centre
24mm
(15/16")



2734H

height
52mm
(2 1/16")

width
27mm
(1 1/16")

leaf to
knuckle centre
26mm
(1 1/16")



3292H

height
54mm
(2 1/8")

width
21mm
(13/16")

leaf to
knuckle
centre
27mm
(1 1/16")



6008/9H

7100H



height
76mm
(3")

width
24mm
(15/16")

leaf to
knuckle centre
38mm
(1 1/2")



height
56mm
(2 1/8")

width
22mm
(7/8")

leaf to
knuckle
centre
28mm
(1 1/16")

X2136H
(B77)

height
60mm
(2 3/8")

width
27mm
(1 1/16")

leaf to
knuckle
centre
30mm
(1 3/16")



F154H

height
70mm
(2 3/4")

width
28mm
(1 1/16")

leaf to
knuckle
centre
35mm
(1 3/8")




1727H

1415H

height
44mm
(1 3/4")

width
8mm
(5/16")

leaf to
knuckle centre
22mm
(7/8")



2929H

height
50mm
(2")

width
9mm
(5/16")

leaf to knuckle
centre
25mm
(1")



1320H

height
57mm
(2 1/4")

width
9mm
(5/16")

leaf to
knuckle centre
28.5mm
(1 1/16")




7211H

height
58mm
(2 5/16")

width
11mm
(7/16")


leaf to
knuckle centre
29mm
(1 1/8")



height
64mm
(2 1/2")

width
12mm
(7/16")

leaf to knuckle
centre
32mm
(1 1/4")




2921H

height
73mm
(2 7/8")

width
12mm
(1/2")

leaf to
knuckle centre
36.5mm
(1 7/16")




X361H
(A160)

19mm (3/4")

2794H

53mm (2 1/8")

height
21mm
(13/16")




23mm (7/8")

X674H
(B76)

69mm (2 11/16")

height
24.5mm
(1")




height
49mm
(1 15/16")

1118H


26mm (1 1/16")


104mm (4 1/16")






	leaf width to centre 9mm (3/8")	leaf width to centre 9mm (3/8")	leaf width to centre 11mm (7/16")	leaf width to centre 15mm (5/8")	leaf width to centre 13mm (1/2")	
height 16.5mm (5/8")						height 31mm (1 1/4")
	1496H	1414H height 20.5mm (13/16")	X1161H (C134) height 23mm (15/16")	2107H height 23mm (15/16")	X1163H (C133)	

STOPPED HINGES

					
height 41mm (1 5/8")					height 77mm (3 1/16")
	2168H * leaf width to centre 12mm (1/2")	1162H leaf width to centre 13mm (1/2") height 51mm (2")	1713H leaf width to centre 13mm (1/2") height 63mm (2 7/16")	6153H leaf width to centre 17mm (11/16")	

*  showing top view - how "leaf width to centre" is taken (for all stopped hinges)

19mm (3/4")	20mm (13/16")	22mm ((7/8")
13mm (1/2")	18mm (3/4")	23mm (7/8")
		
2366H	X385H (A161)	1369H

PAPIER MACHE HINGES

48mm (1 7/8")	
20mm (13/16")	
	1741H

NB: this hinge is cast without screw holes as shown

7164H



height 16mm (5/8")
width 33mm (1 5/16")
leaf width to centre 16.5mm (5/8")

6087H



height 23mm (15/16")
width 37mm (1 7/16")
leaf width to centre 18.5mm (3/4")

6592H



height 23mm (15/16")
width 55mm (2.3/16")
leaf width to centre 27.5mm (1 1/16")



height 22mm (7/8")
max. width 41mm (1 5/8")
leaf width to centre 20.5mm (13/16")

7322H

12mm (1/2") 17mm (11/16")

height 28mm (1 1/8")
width 35mm (1 3/8")



2130H



height 32mm (1 5/16")
width 48mm (1 15/16")
leaf width to centre 24mm (15/16")

3570H

height 32mm (1 5/16")
width 49mm (1 15/16")
leaf width to centre 24.5mm (1")




1119H



height 35mm (1 3/8")
width 56mm (2 3/16")
leaf width to centre 27mm (1 1/8")

2549H

1587H



height 37mm (1 7/16")
width 52mm (2")
leaf width to centre 26mm (1")

26mm (1") 31mm (1 3/16")



height 37mm (1 7/16")
width 62.5mm (2 1/2")

6588H

VARIOUS BUTT AND CABINET HINGES

X2167H (C132)



height 40mm (1 9/16")
width 69mm (2 11/16")
leaf width to centre 34.5mm (1 3/8")

1434H



height 41mm (1 5/8")
width 76mm (3")
leaf width to centre 38mm (1 1/2")



height 49mm (1 15/16")
width 120mm (4 3/4")
leaf width to centre 60mm (2 5/16")

475H

6471H



height 23mm (15/16")
width 85mm (3 3/8")
leaf width to centre 42.5mm (1 11/16")

NB: cast without screw holes as shown

7112H



49mm (1 15/16")
22mm (7/8")
height 37mm (1 7/16")
overall width 78mm (3 1/16")

2058ABH



133mm (5 1/4")

51mm (2")

height 30mm (1 3/16")
overall width 192mm (7 9/16")

NB. cast as a blank, without screw holes as shown

2996H



height 21mm (13/16")
width 17mm (11/16")
leaf width to centre 8.5mm (5/16")

2995H



height 25mm (1")
width 17mm (11/16")
leaf width to centre 8.5mm (5/16")

7042H



height 34mm (1 5/16")
width 20mm (3/4")
leaf width to centre 10mm (3/8")

2335H



height 37mm (1 7/16")
width 24mm (15/16")
leaf width to centre 12mm (7/16")

7858H



height 41mm (1 5/8")
width 22mm (7/8")
leaf width to centre 11mm (7/16")

7857H




height 51mm (2")
width 30mm (1 3/16")
leaf width to centre 15mm (5/8")

2334H



height 50mm (1 15/16")
width 24mm (15/16")
leaf width to centre 12mm (7/16")

8108H



height 46mm (1 3/4")
width 48mm (1 7/8")
leaf width to centre 24mm (15/16")

6170H



height 50mm (1 15/16")
width 31mm (1 1/4")
leaf width to centre 15.5mm (5/8")

3617H



height 53mm (2 1/16")
width 33mm (1 5/16")
leaf width to centre 16.5mm (5/8")

FOR DOORS, WINDOWS OR SHUTTERS

8038H

height
60mm
(2 3/8")

width
37mm
(1 7/16")

leaf width
to centre
18.5mm
(11/16")



6438H

height
69mm
(2 11/16")

width
40mm
(1 9/16")

leaf width
to centre
20mm
(13/16")




7304H

height
87mm
(3 7/16")

height
with
finials
124mm
(4 15/16")

width
53mm
(2 1/8")

leaf width
to centre
26.5mm
(1 1/16")



2917H

height
80mm
(3 3/16")

width
53mm
(2 1/8")

leaf width
to centre
26.5mm
(1 1/16")



45mm (1 3/4")


39mm (1 9/16")

23mm
(7/8")

6148H

124mm (4 7/8")

overall height 45mm (1 3/4"), leaf width to centre 62mm (2 7/16")





Showing crank



6224H

height
97mm
(3 13/16")

width
99mm
(3 15/16")

leaf
thickness
6mm
(1/4")



7619H


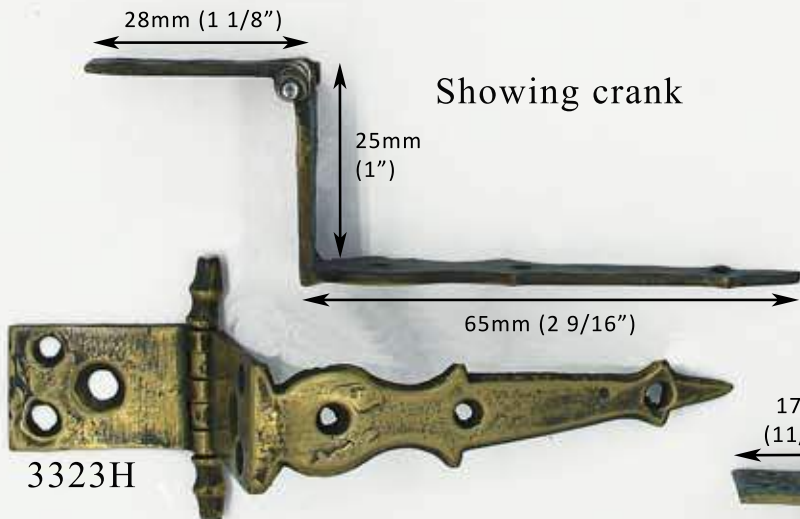



height
124mm
(4 7/8")

width
99mm
(3 15/16")

leaf width
to centre
49.5mm
(1 15/16")

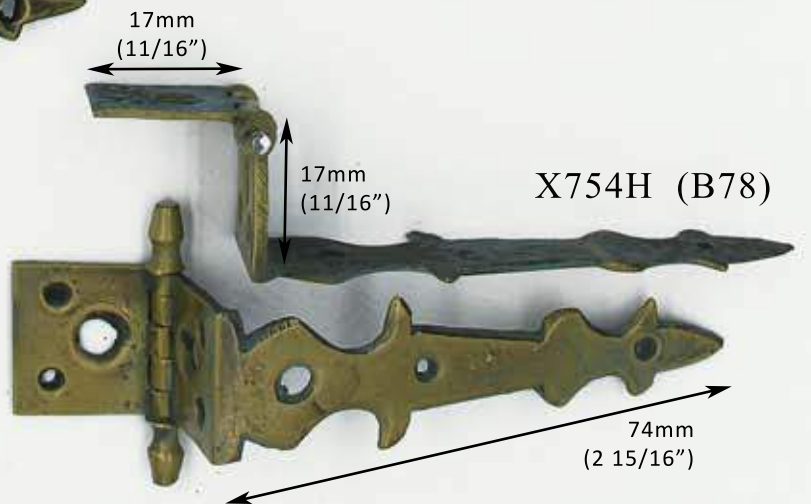
max. leaf
thickness
8.5mm
(5/16)

LONG CASE CLOCK HINGES

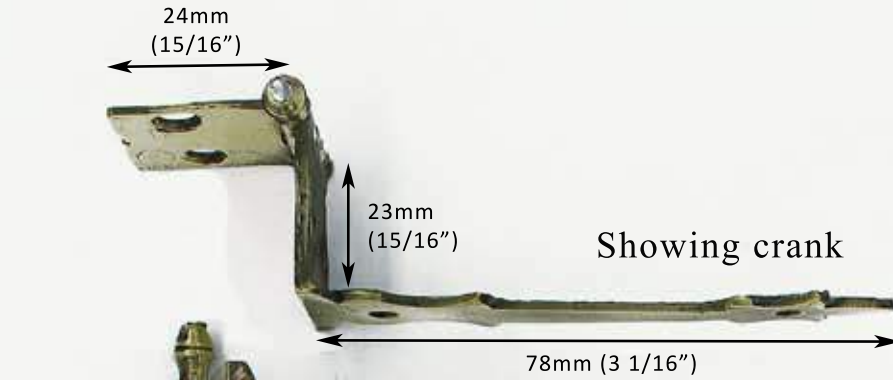


height without finials 16mm (5/8")
height with finials 35mm (1 3/8")

height without finials 20mm (13/16")
height with finials 39mm (1 1/2")



LONG CASE CLOCK HINGES



3037H

height without finials 24mm (15/16")
height with finials 43mm (1 11/16")



3626H

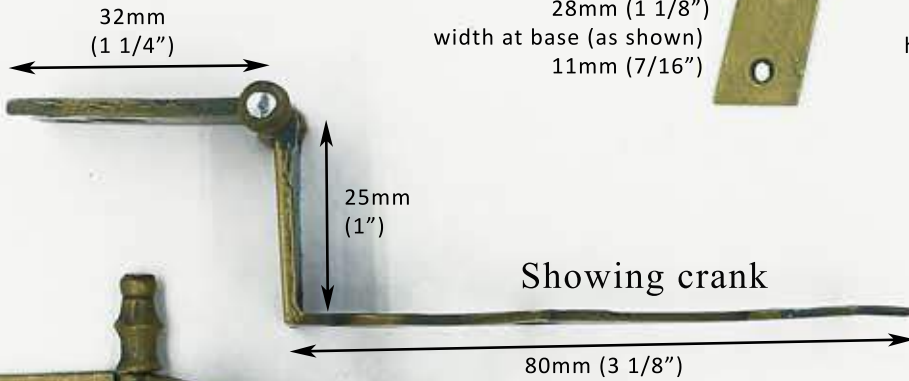
height (as shown) 37mm (1 7/16")
width at base (as shown) 5mm (3/16")

2993AH

2993BH

height (as shown) 28mm (1 1/8")
width at base (as shown) 11mm (7/16")

height (as shown) 29mm (1 3/16")
width at base (as shown) 14mm (9/16")



6339H

height without finials 22mm (7/8")
height with finials 48mm (1 7/8")



height (as shown) 34mm (1 5/16")
width at base (as shown) 23mm (7/8")

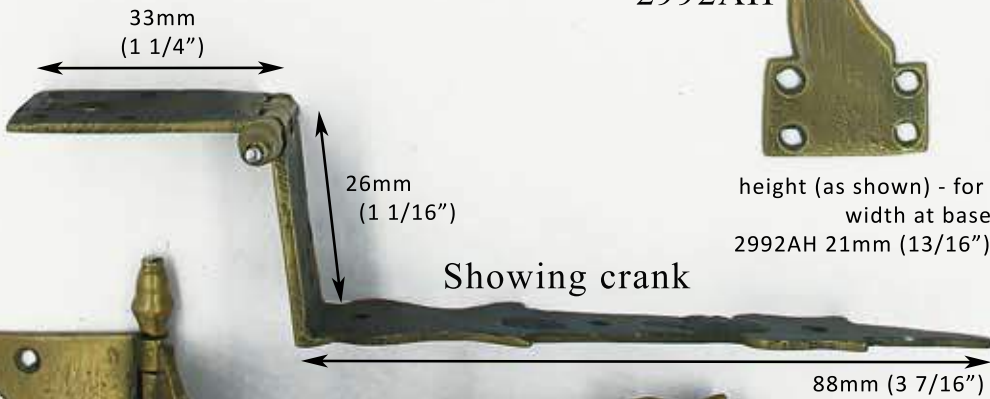
X1212 (B35)

NB: no opposing version of this

2992AH

2992BH

height (as shown) - for both - 39mm (1 9/16")
width at base (as shown):
2992AH 21mm (13/16"), 2992BH 22mm (7/8")




X2137H (C166)

height without finials 21mm (13/16")
height with finials 42mm (1 11/16")

CARD TABLE HINGES

leaf length 53mm (2 1/16")
leaf height at narrow end 9mm (5/16")

height
(as shown)
30mm
(1 3/16")



2968H

leaf length 55mm (2 1/8")
leaf height at narrow end 8mm (5/16")

height
(as shown)
28mm
(1 1/16")



1871H

leaf length 59mm (2 5/16")
leaf height at narrow end 8mm (5/16")

height
(as shown)
25mm
(1")



X420H (A162)

leaf length 56mm (2 1/4")
leaf height at narrow end 7mm (1/4")

height
(as shown)
24mm
(15/16")



419H

leaf length 68mm (2 5/8")
leaf height at narrow end 9mm (3/8")

height
(as shown)
31mm
(1 3/16")



1507H

height
41mm
(1 5/8")

opened
width
24mm
(15/16")

leaf width
7mm
(1/4")



3492H



as hinge
appears
when
folded

height
63mm
(2 1/2")

opened
width
29mm
(1 1/8")

leaf width
9mm
(3/8")



6240H



as hinge
appears
when
folded

height
(as shown)
27mm
(1 1/16")



1123H

leaf length 57mm (2 1/4")
leaf height at narrow end 9mm (3/8")

height
(as shown)
50mm
(2")



1029H

leaf length 54mm (2 1/8")
leaf height at narrow end 8mm (5/16")

leaf length 113mm (4 7/16")
leaf height at narrow end 11mm (7/16")

height
(as shown)
28mm
(1 1/8")



1778H

SECRETAIRE HINGE (opens to 110 degrees)

leaf length 46mm (1 13/16")
leaf height at narrow end 8mm (5/16")

height
(as shown)
30mm
(1 3/16")



2389H

THESE TWO
HINGES
OPEN TO
180 DEGREES

leaf length 43mm (1 11/16")
leaf height at narrow end 7mm (1/4")



2388H


height
(as shown,
at the
hinged end)
26mm
(1")

BACHELOR'S CHEST HINGES

leaf height (as shown) 14mm (9/16") tapering to 10mm (3/8") at the knuckle



shown here unassembled



8029H

A stopped hinge
(stops at 90 degrees),
shown here as it sits
when assembled

max. leaf length 117mm (4 5/8")
leaf height 15mm (5/8")



2838H

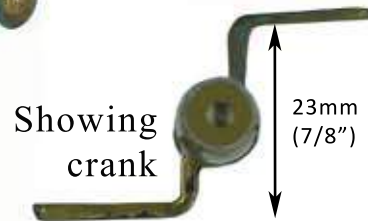
Hinge opens to
180 degrees on a
dovetail
mechanism

LARGE CRANKED CUPBOARD HINGES

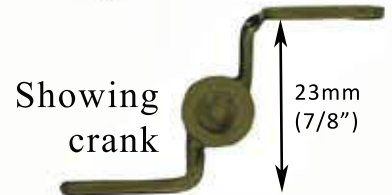
7207H



6047H with 6048H finial



6049H with 6048H finial



6613H



max.
barrell
width
18mm
(3/4")

overall height
247mm
(9 3/4")

6614H



max.
barrell
width
17mm
(11/16")

overall height
174mm
(6 7/8")

7824H



max.
barrell
width
15mm
(9/16")

overall
height
116mm
(4 5/8")

EACH OF THESE HINGES CAN BE USED
ON EITHER A LEFT OR RIGHT HAND
DOOR AS THE FIXING PLATES ARE NOT OFFSET

GRAVITY OR LIFT OFF HINGES

7149H



overall height 273mm (10 3/4")

max. barrel width 14mm (9/16")

THIS HINGE CAN BE USED ON EITHER A LEFT OR RIGHT HAND DOOR AS THE FIXING PLATES ARE NOT OFFSET

7223H



overall height 190mm (7 1/2")

max. barrel width 9mm (3/8")

TO FIT A LEFT HAND DOOR

7223H and 7224H fit opposing doors but are not an exact matching pair, the finial patterns differ

7224H



overall height 188mm

max. barrel width 9mm (3/8")

TO FIT A RIGHT HAND DOOR

GRAVITY OR LIFT OFF HINGES



3968H

overall height 76mm (3")

barrel width 8.5mm (5/16")



3960H

overall height 75mm (3")

barrel width 8mm (5/16")



2632H

overall height 84mm (3 5/16")
barrel width 8.5mm (5/16")

height 55mm (2 3/16")

leaf width 8mm (5/16")

from centre of leaf to centre of pin 18mm (11/16")




6871H

height 56mm (2 3/16")

leaf width 8mm (5/16")

from centre of leaf to centre of pin 19.5mm (3/4")



1277H

height 78mm (3 1/16")

leaf width 12mm (1/2")

from centre of leaf to centre of pin 15mm (5/8")



814H

height 77mm (3 1/16")


leaf width 12mm (1/2")

from centre of leaf to centre of pin 15mm (5/8")



3503H

INSET WARDROBE HINGES



317H

45mm
(1 3/4")

overall length 57mm (2 3/16")
leaf width is 11mm (7/16")



318H

44mm
(1 11/16")

overall length 58mm (2 1/4")
leaf width 10mm (3/8")



8027H

overall length 62mm (2 7/16")
leaf width 13mm (1/2")



7181H

length 57mm (2 3/16")
leaf width 9mm (3/8")



6355H

overall length 62mm (2 7/16")
leaf width 8mm (5/16")



6354BH

59mm (2 5/16")



6354AH

overall length 68mm (2 11/16")
leaf width 10mm (3/8")

6354CH can be assembled with either 6354AH or 6354BH to make opposing hinges



3490H

59mm (2 5/16")

overall length 65mm (2 9/16")
leaf width 10mm (3/8")

35mm
(1 3/8")




7068H

98mm (3 13/16")
leaf width 14mm (9/16")

SCREEN HINGES

2003H



opened width as shown
(excluding side knuckles) 51mm (2")
height 50mm (1 15/16")


2702H



opened width as shown
(excluding side knuckles) 54mm (2 1/8")
height 69mm (2 11/16")

BOOK COVER HINGE


top view



6987H

max. height of left leaf 61mm (2 7/16")
max. height of right leaf 70mm (2 3/4")
overall width 80mm (3 3/16")

PLAIN CRANKED HINGE



8147H

height is 35mm (1 3/8")

BUTLER'S TRAY HINGES

overall width 66mm (2 5/8")



1609H



height
33mm
(1 5/16")

overall width 79mm (3 1/8")



1200H



height
37mm
(1 1/2")

FOLDING FLAP HINGES

3111H



overall width 85mm (3 3/8")
height 33mm (1 5/16")



top view

947H

52mm (2 1/16")

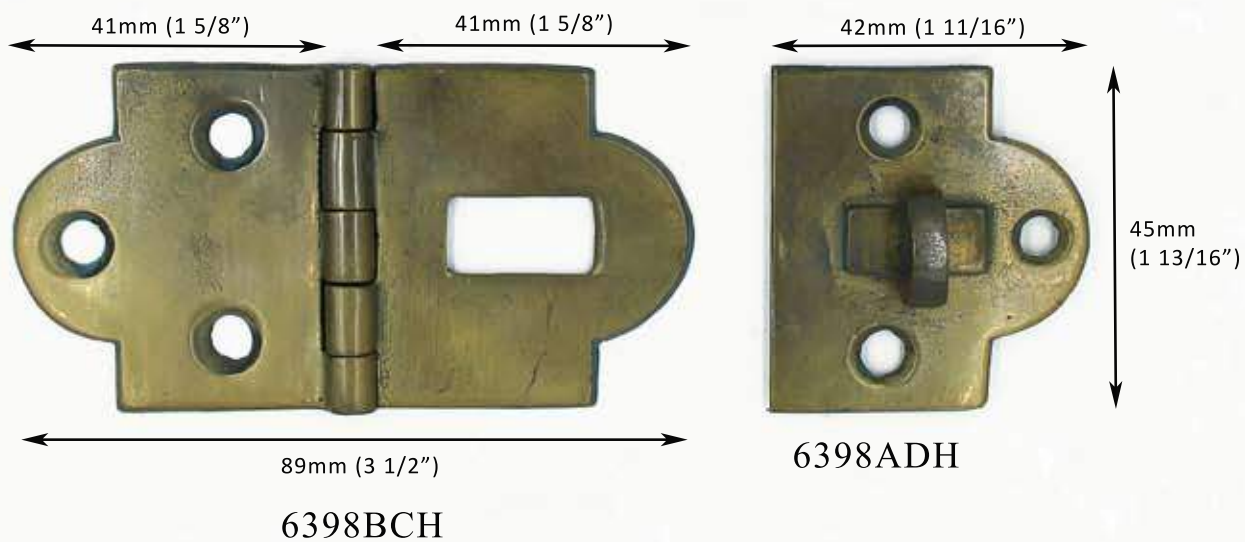


height
18mm
(11/16")



32mm
(1 1/4")

FOLDING FLAP HINGES



NOTES