

**CONTAINEX**  
CLASSIC Line



**Portable cabin**  
**Sanitary cabin**  
**Modular building**

 **CONTAINEX**

# You create jobs. We create the space for it.

## Portable cabin

You are expanding, refurbishing or wanting to change your office for other reasons? Mobile space solutions from the CONTAINEX CLASSIC Line are perfectly suited for this: quickly set up, manufactured in proven quality and precisely tailored to your needs. We offer many sizes and options. One thing is certain: We will find a way.

### THE VERSATILE SPACE SOLUTION:

- Modular construction with flexible wall elements enables variable room sizes
- Panels in various specifications and with a number of glazing options
- Robust steel profile frame
- Optimal thermal insulation
- Various extras available
- Delivery as a flat-pack Transpack Cabin® possible as well

**CONTAINEX  
EXTRA**

---

*Proven panel  
system for  
individual design*

### YOUR CABIN TYPES FOR OFFICE (BM) AND SANITARY (SA):



**BM/SA 10'**

L 2,989 mm  
W 2,435 mm  
H 2,800 mm



**BM/SA 16'**

L 4,885 mm  
W 2,435 mm  
H 2,800 mm



**BM/SA 20'**

L 6,055 mm  
W 2,435 mm  
H 2,800 mm



**BM/SA 20' XL**

L 6,055 mm  
W 2,989 mm  
H 2,800 mm



**BM/SA 24'**

L 7,335 mm  
W 2,435 mm  
H 2,800 mm



**BM/SA-Box 5'**

L 1,200 mm  
W 1,400 mm  
H 2,540 mm

**BM/SA-Box 8'**



L 2,400 mm  
W 1,400 mm  
H 2,540 mm

All cabins also available with **external height 2,591 and 2,960 mm** – excluding office and sanitary boxes and BM/SA 20' XL. This information relates to external dimensions – more details on page 19.

More details about the office and sanitary box can be found on our website.



**FLEXIBLE PANEL SYSTEM:**



More panel options under "CONTAINEX CLASSIC Line" at <http://www.containex.com>.

# Your project is unique. Just like our execution.

## Interior design

Practical – attractive – comfortable: Your space solution needs to meet many criteria. Thanks to our extensive range of options, you can design this individually for your specific purpose.

### HIGH-QUALITY INTERIOR DESIGN AS REQUIRED:

- Internal finish white or light oak
- Plywood or wood cement floor
- Various floorings (also available as continuous flooring)
- Category 2 light fittings, also available in an energy-saving LED version
- Comfort equipment e.g. air conditioning unit and integrated mini kitchen



**CONTAINEX  
EXTRA**

*Numerous  
options for  
individual design*

## Fixed glazing

Our fully glazed options let in plenty of light and also define the functionality and character of the space.

### STYLISH FULL GLAZING WITH TOP VENT:

- Attractive appearance
- State-of-the-art glazing options with Ug up to 0.7 (W/m<sup>2</sup>K)
- Options: double leaf glass door, tilting lever for top vent
- Exchange and combination with standard elements possible



Fixed glazing



Double winged door



Single door



Central single door

## Energy saving options

In addition to high-quality thermal insulation and triple glazing, we offer a large number of equipment elements which protect the environment and reduce your costs.

### EFFICIENT USE OF ENERGY:

- LED category 2 light fitting
- Electrical convector heater or fan heater with digital control
- Central heating control
- Motion or occupancy (PIR) sensor
- Roller shutter box with insulation wedge



LED lighting



PIR-sensors

## Window and door grille

Protect your property effectively with guards for windows and doors.

### INCREASED SECURITY:

- Protection against unauthorised entry
- Available for office and sanitary windows as well as different door widths



## Painting and decals

Give your portable cabin a distinctive look. With customised paintwork and decals, it will perfectly match your corporate identity.

### CORPORATE BRANDING:

- High-quality paintwork according to CONTAINEX-RAL chart
- Long-lasting decals\* with high UV-resistance

\*Initial order requires technical specifications.



## Canopy and fascia

A visual highlight but also functional: A fascia and/or a canopy add value to your portable cabin.

### ATTRACTIVE EXTERIOR DESIGN:

- Paintwork independent of the cabin colour
- Positioning on long or short side
- Canopy available with or without support pillars

**CONTAINEX  
EXTRA**

*Visual highlight  
due to  
contrasting  
colours*



# You want comfort. We spoil you with choice.

## Sanitary cabin\*

When you use sanitary cabins, hygiene and cleanliness play a main role. Our WC and sanitary cabins offer convenient facilities with fresh water instead of chemicals – ideal also for long-term use.

### WC AND SANITARY CABINS FOR EVERY DEMAND:

- Quickly set up and ready for immediate use
- High-quality insulation
- Optional with steel interior
- Various designs available: e.g. ladies WC, gents WC, unisex WC, shower cabin, wash cabin, disabled access and much more

\*WRAS approved

**CONTAINEX  
EXTRA**

*Robust and  
high-quality  
sanitary fittings*



# Interior fittings

The interior equipment of sanitary cabins can be flexibly tailored to your requirements.

## FUNCTIONAL EQUIPMENT:

- 2 or 4 tap hand wash trough and shower cubicles made of sturdy, joint-free GRP
- Non-slip floor cover including skirting on water- and germ-resistant, wood cement floor boards
- Shatter-proof metal mirror
- Single ceramic hand wash basin in different sizes
- Boiler with 5, 15, 50, or 150 litres
- Continuous flow water heater for hand wash basins
- Water connection through the floor or recessed into the wall



# Accessible sanitary cabins

Our sanitary cabins with disabled access provide a tried and tested, high-quality solution.

## CERTIFIED QUALITY\*:

- Robust and high-quality equipment for reassuring safety and security – e.g. Eurokey locks, alarm lights, alarm pull cord switches
- Available in various combinations e.g. female/male/accessible

\* Certification according to DIN 18040-1 (reg. no. P1B064)





Cost-efficient  
and CO<sub>2</sub>-  
saving

## Sanitary energy-saving options

If you use water and electricity sensibly, you reduce your costs and at the same time do something for the environment.

### ENERGY-SAVING EQUIPMENT:

- Tap with start/stop function
- Flushing cistern with water saving device
- Waterless urinal
- LED light
- Motion detector for light
- Optional: non-contact sanitary fittings and stainless steel components



Contactless wash basin tap



## Event sanitary cabin

Adequate sanitary facilities in confined spaces are essential for events. Our event sanitary cabin provides an uncomplicated solution.

### THE HYGIENIC SANITARY SOLUTION FOR EVENTS:

- Promptly available and set up quickly
- Available in different versions
- Up to 16 toilets or 12 showers in one sanitary cabin
- Fresh water instead of chemicals
- Showers with hot water boiler



# You have individual requirements. We have tailor-made solutions.

## Portable cabin

Based on our single cabins in various sizes, many combinations and layouts can be created.



1x BM 10'  
□ ~6m<sup>2</sup>



1x BM 20' XL  
□ ~18m<sup>2</sup>



2x BM 20'  
□ ~30m<sup>2</sup>



2x BM 20' + 1x SA 20'  
□ ~39m<sup>2</sup>

# WC and sanitary cabin

From the 5' WC cabin to the large sanitary facility:  
We design a solution to meet your needs. Room layout and equipment options are flexible.

**CONTAINEX  
EXTRA**

*Many other options and combinations are possible*



5  
1x SA-Box 8'  
□ ~3m<sup>2</sup>




6  
1x SA 10'  
□ ~6m<sup>2</sup>



7  
1x SA 20'  
□ ~13m<sup>2</sup>



8  
1x SA 20' + 3x BM 20'  
□ ~53m<sup>2</sup>



9  
1x SA 16'  
□ ~11m<sup>2</sup>



10  
1x SA 10'  
□ ~6m<sup>2</sup>

# You think limitless. We execute your ideas.

## Modular buildings

Thanks to the flexible construction, our modules can be combined to create complex space solutions. You can determine the room layout and equipment to meet your needs. The interchangeable wall panels open up countless possibilities.

### FLEXIBLE MODULAR SYSTEM:

- Extendable and adaptable at any time through simple assembly and disassembly
- Solid steel profile frame and galvanised profiled sheet metal
- Can be stacked up to 3-high taking into account floor loads, snow loads, etc. – according to our technical description
- Optimal thermal insulation for a high level of comfort

**CONTAINEX  
EXTRA**

*Flexibly  
extendable and  
adaptable*





# You want to develop. We create scope for development.

## External stair- case module

If you want to get to the top, you need a staircase – or an external staircase module that connects multiple floors.

### PRACTICAL EXTERNAL STAIRCASE MODULES:

- Construction design (16') for the construction site
- Classic design (20') for publicly accessible areas
- With integrated external steel staircases and a flexible handrail system



## Internal stair- case module

In order to get from one floor to the next, you can also integrate internal staircase modules.

### SOLID INTERNAL WOODEN STAIRCASE IN 2 OPTIONS:

- Straight wooden internal staircase
- Internal wooden staircase with landing



Internal staircase with landing platform



**CONTAINEX  
EXTRA**

*Various options  
available*

## Terrace module

Breathing space is important – make sure you provide additional recreational areas. Terrace modules can be used individually or as part of your modular building and are available in different versions.

### FLEXIBLE SPACES:

- Robust frame construction
- Available with or without roof
- Available with or without handrail
- Optional wooden cladding made from Siberian larch
- Grey WPC floorboards made of 150x25 mm slats
- Power/lighting optional
- Painted according to CONTAINEX RAL chart



## Corridor cabins

Larger modular buildings should be well thought through and designed. Our corridor cabins help you to design the paths in a meaningful way.

### FROM ROOM TO ROOM WITH EASE:

- Connect different room modules
- Individual design from small space solutions to large office complexes
- Available with or without wall panels



# You get an overview. We pay attention to all the details.

## Modular buildings

With the mobile space modules, your modular building can be flexibly designed and precisely adapted to your requirements.

### NUMEROUS AREAS OF APPLICATION:

- Office, staff and common rooms
- Residential and sleeping accommodation
- Site Cabin
- Sanitary/welfare solutions
- Showroom and sales offices
- Manufacturing industry businesses
- Nurseries/Schools
- Club houses and changing rooms
- Exhibition and event rooms
- Ticket office and commentator's box
- Aid projects/Disaster relief missions
- Hospital extensions



4x BM 20' + 1x BM 24'  
□ ~68m<sup>2</sup>



12x BM 20' + 1x BM 24' + 2x BM 16' + 2x SA 20'  
□ ~221m<sup>2</sup>



3



4x BM 20'  
 □ ~53m<sup>2</sup>

4



13x BM 20', 1x SA 20', 2x BM 24'  
 □ ~216m<sup>2</sup> per floor

**CONTAINEX  
 EXTRA**

*Countless  
 options possible  
 over multiple  
 floors*

# You look for safety. We show you the way.



## Fire protection



Our fire protection system is suitable for single cabins and modular buildings. It is characterised by a quick assembly and high fire resistance classes.

### DURABLE COMPONENTS:

- **Fire protection for the roof:** depending on the insulation option, fire resistance REI 30, 60 or 90, U-value from 0.15 to 0.36
- **Fire protection for wall elements:** depending on the insulation option, fire resistance EI 30 or 90, U-value from 0.20 to 0.66

U-value = Heat transfer coefficient in  $W/(m^2K)$   
REI/EI: R = Load bearing capacity, E = Partition, I = Insulation

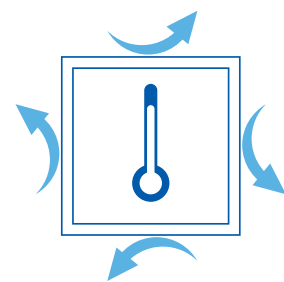
## Insulation

Rely on optimal thermal insulation all around.

### EQUIPPED FOR ALL TEMPERATURES:

- **Roof insulation:**  $U_{max}$  value from 0.15 to 0.36
- **Wall insulation:**  $U_{max}$  value from 0.20 to 0.57
- **Floor insulation:**  $U_{max}$  value from 0.12 to 0.55
- **Window insulation:**  $U_g$  value from 0.7 to 1.1
- **Door insulation:**  $U_d$  value from 0.87 to 1.9
- **Insulation options:** mineral wool, PU (polyurethane), PIR (polyisocyanurate) or rock wool

$U_{max}$  value = maximum heat transfer coefficient in  $W/m^2K$   
 $U_g$  value = heat transfer coefficient of the pane package in  $W/m^2K$   
 $U_d$  value = heat transfer coefficient of the door in  $W/m^2K$



**CONTAINEX  
EXTRA**

*Energy-efficient  
construction  
and a pleasant  
indoor climate*

# Cabin types and equipment options

Dimensions	BM/SA 10'	BM/SA 16'	BM/SA 20'   20' XL	BM/SA 24'	BM/SA-Box 5'	BM/SA-Box 8'
<b>Length</b> mm (external)	2,989	4,885	6,055	7,335	1,200	2,400
<b>Width</b> mm (external)	2,435	2,435	2,435   2,989	2,435	1,400	1,400
<b>Height<sup>1</sup></b> mm (external)	2,800	2,800	2,800	2,800	2,540	2,540
<b>Package height<sup>2,4</sup></b> mm (external)	648	648	648   864	648	–	–
<b>Length</b> mm (internal)	2,795	4,690	5,860	7,140	1,055	2,255
<b>Width</b> mm (internal)	2,240	2,240	2,240   2,795	2,240	1,255	1,255
<b>Height<sup>1</sup></b> mm (internal)	2,540	2,540	2,540   2,500	2,540	2,200	2,200
<b>Room size<sup>2</sup></b> in m <sup>2</sup> (approximately)	6.3	10.5	13.1   16.4	16.0	1.3	2.8
<b>Weight<sup>2</sup></b> kg	from 1,290	from 1,690	from 1,930   2,650	from 2,250	350	570
<b>Package weight<sup>3</sup></b> kg	from 1,350	from 1,750	from 1,990   2,750	from 2,310	–	–
<b>Design options</b>						
Interior options e.g.						
Internal finish (white/light oak)	■	■	■   □	■	□	□
Plywood/Wood cement board	■	■	■   □	■	□	□
Selection of floor covers	■	■	■	■	■	■
Various types of lighting	■	■	■	■	■	■
Air conditioner	■	■	■	■	–	■
Mini kitchen	■	■	■	■	–	–
Sanitary version	■	■	■	■	■	■
Fixed glazing	■	■	■   –	■	–	–
Energy saving options	■	■	■	■	■	■
Window and door grille	■	■	■	■	–	–
Painting and decals	■	■	■	■	■	■
Canopy and fascia	■	■	■   □	■	–	–
Hot water	■	■	■	■	■	■
Accessible sanitary cabins	■	■	■	■	–	–
Event sanitary cabin	–	–	■   –	■	■	■
Thermal insulation options	■	■	■	■	□	□
Fire protection design	■	■	■   –	■	–	–
<b>Supplementary cabin types</b>						
External staircase module	–	■	■	–	–	–
Internal staircase module	–	–	■   –	■	–	–
Terrace module	–	–	■   –	–	–	–
Corridor cabin	–	■	–	■	–	–

## Legend:

■ Available □ Partly available

<sup>1</sup> Also available with external height 2,591 mm / internal height 2,340 mm and external height 2,960 mm / internal height 2,700 mm – excluding office and sanitary boxes and BM/SA 20' XL. <sup>2</sup> Basic portable cabin in standard design. <sup>3</sup> Depending on layout. <sup>4</sup> Transpack Container® delivery is not possible with all equipment options.

All images and equipment options shown in the brochure are symbolic.  
The actual design may vary.

# You want the best support. We are here for you.



## Advice & service

Customer and service orientation are the main focus at CONTAINEX an Austrian family-owned company. We're happy to help!

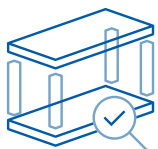
- Decades of experience
- Advice and planning on site and in your native language
- Long-term supply of spare parts
- Various financing options
- Buy back guarantee for CONTAINEX cabins



## Delivery & installation

Depending on customer requirements and location, we deliver our flexible modules pre-assembled or flat-packed as a Transpack Container® for final assembly on site.

- Optimisation of transport costs
- CO<sub>2</sub> reduction on delivery
- Fast delivery and easy assembly



Delivered assembled



Or flat-packed as  
Transpack® in a package



# Top quality new and used

Quality is very important to us. That's why our portable and sanitary cabins are produced in our own European production plants.

- Our own European certified production plants
- State-of-the-art and environmentally-friendly manufacturing technologies
- Use of high-quality materials

In addition to our newly produced cabins and containers, we also offer used cabins, containers and modular buildings. "TOP USED" identifies high-quality used CONTAINEX cabins and containers and guarantees highest quality through extensive testing.



# Environmental protection – made in Europe

We place particular emphasis on compliance with strict environmental and quality standards. These are summarised in our CONTAINEX GREEN technology certificate.



## CONTAINEX GREEN TECHNOLOGY STANDS FOR:

- **Recycling:** We use materials that can be recycled.
- **Energy efficient and eco-friendly:** We only produce in our own certified production plants in Europe.
- **CO<sub>2</sub> reduction:** We place great emphasis on reducing CO<sub>2</sub> emissions as well as pollutants during production, transport and ongoing container/cabin use.
- **Control:** We ensure that environmental audits and quality controls are continuously carried out in our production plants.
- **Sustainability:** Our cabins are extremely durable – because quality comes before quantity.

**Convince yourself of our high standards. We are happy to help you.**


Further information about the environmental and quality measures taken by CONTAINEX can be found in the current SHEQ-report (Safety/Security-Health-Environment-Quality). You can request this from your CONTAINEX sales manager.

# You have high expectations. We want to exceed them.

## Case Studies

The potential uses of our cabins are almost unlimited. Whether as office buildings, staff accommodation, showrooms, canteens, recreation rooms or construction offices: After more than 40 years in this industry, we know how to inspire our customers with well thought-out solutions.

**WE LOOK FORWARD  
TO NEW CHALLENGES.**





**SPACE**  
AT ONCE

**CONTAINEX**



**CONTAINEX**

*The specialist for mobile space solutions*

**CONTAINEX Container-Handelsgesellschaft m.b.H.**

AT-2355 Wiener Neudorf, IZ NÖ-Süd, Straße 14

Phone DK: +45 32425560

Phone GB: +44 20 3530 6620

Phone IE: +353 1 546 0714

Phone international: +43 2236 601-0

E-mail: [ctx@containex.com](mailto:ctx@containex.com)

[www.containex.com](http://www.containex.com)

a **WALTER GROUP** company