



GDX Door Entry

DEPENDABLE & DURABLE.

The GDX product range is a well established suite of products that is built upon delivering durable, dependable and secure door entry and access control solutions for residential markets, in particular social housing.



Comelit-PAC.

Comelit-PAC is the **specialised Access Control division** within Comelit, with over 40 years' experience in **designing and manufacturing** secure access control products.

GDX Door Entry.

Dependable & durable.

The GDX product range provides reliable, stable and secure buildings access for residents, staff and visitors alike, especially in the social housing sector. **GDX Door Entry** is a solution that enables buildings or locations to be electronically secured at points of entry.

**WITH
YOU
ALWAYS**

Working closely **in partnership** with an extensive list of **local government, housing associations, consultants and architect partners**, Comelit-PAC continually develops its products to **meet all of the requirements** for the door entry market, in addition to **meeting all the associated legislations and specifications**.

The GDX Door Entry range has been designed to provide **unbeatable durability and dependable functionality**, to continually exceed the rigorous demands of the residential market sectors. Combined with **elegant styling** and designed to provide a high level of user functionality.

Our offering includes **entrance panels, exit devices, handsets, modems, and core control equipment** with built in **access control**. For a more **advanced/fully featured solution**, GDX can be **seamlessly integrated** with our PAC Access Control solution.

With a focus on **dependability and ease of installation & maintenance**, our GDX solutions are able to deliver affordable door entry security for the residential market. Various system options are available to ensure the door entry system is tailormade to suit the customer requirements.

What We Do Differently.



Secure.

GDx provides a high-quality secure door entry solution with integrated access control, that enables buildings to be electronically secured at points of entry. Access for residents or staff is permitted via unique secure ID Devices and visitors can request entry by placing audio or video calls at Entrance Panels.



Durable.

GDx is a durable door entry system that has been designed and manufactured to withstand the harshest and most demanding of environments. It has an anti-vandal design which meets requirements for deploying in urban areas.



Dependable.

GDx is compatible with the Equality Act 2010 (which replaced DDA), and offers a wide range of features to provide a dependable solution including, call buttons with contrasting yellow bezels and raster® braille on entrance panels to aid visually impaired users.



Long lifespan.

GDx is designed and manufactured to deliver many years of reliable use. To aid longevity of GDx systems, the modular design enables the replacement of many sub-components within the system without having to replace the entire system.

GDX Door Entry: How does it work?

RESIDENT



Step 1:
Resident approaches door/entrance to find the control reader.



Step 2:
ID Device presented to the access control reader.



Step 3:
ID Device validated and door is unlocked to allow access.

The GDX Audio & Video system secures properties and enables ease of access for staff/residents as well as providing visitor management calling.

VISITOR



Step 1:
Audio or video call is made from door entry panel direct to resident's home.

Step 2: Call accepted by resident. Visitor is identified/not identified.



Access granted:
The door/entrance is released via a door unlock function.

OR



Access denied:
Door/entrance remains locked to visitor to restrict access.

Customer Benefits

The **GDX Audio & Video Door Entry** system has been designed with the **customer in mind**, concentrating on **ease of installation** and **cost reduction**, therefore protecting your investment.

Simplified design and installation.

The GDX system has been designed to be **modular** and **easy to install, extend and maintain**. It utilises 2-core and CAT 5e/6 or CW1308 ethernet cabling for communications and power between the GDX components to **reduce installation time and complexity**. The simplified wiring requirements match current structured wiring specifications and therefore **reduces cost of running** specific cabling purely for the door entry system.

Cloud hosted managed service.

GDX supports cost effective and **simple remote management** of the system through the use of the Housing Central cloud management service. Using a **state-of-the-art gateway** on site to provide secured end-to-end communication to the cloud platform.

Increased security through video calling.

Embedded in the GDX Audio & Video product is the **high-quality video calling** capability that enables the users, with a video enabled handset, to see as well as hear the visitor to **authenticate** them prior to enabling access.

Unified Management of GDX systems.

Housing Central provides a **unified management platform** that takes advantage of the new GDX gateway to provide **improved and highly secure connectivity** between the site and the cloud management platform.

Scalable Door Entry and Access Control solution.

GDX Audio & Video **scales** from small systems to large systems in an easy and cost-effective way, due to the **expansion capability** that just requires additional CCUs or SEUs and Handsets to be added to grow the system.



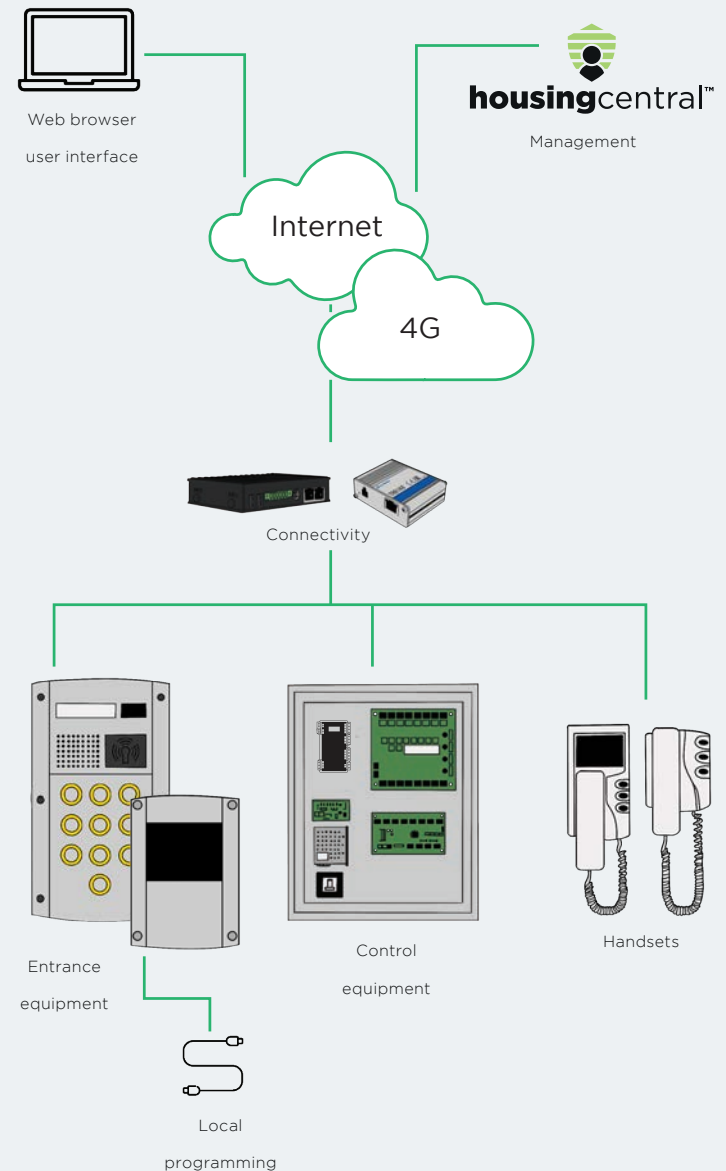
Architecture

GDx door entry solutions have a **flexible and modular approach** to securing the perimeter of properties that delivers:

- **Scalable** on-site systems.
- Electronic **door control**.
- Closed calling system.
- **Built in** access control option.
- **Enriched** reporting.
- Locally/remotely managed.
- Optional **concierge** solution.

Common elements:

- **Entrance Equipment** – providing **door control, access control and visitor calling** functions through Entrance Panels and access control products.
- **Control Equipment** – **powers, controls, and connects** all entrance/door equipment and handsets for call control, system communications and management connectivity. Options enable scaling from **8-line systems to 224-line** systems.
- **Handsets** – end-user devices for **receiving calls** (visitor and/or concierge) and **remotely unlocking** secured entrances.
- **Connectivity** – networking options for **remote management** include customer provided internet connectivity or GDx provided mobile broadband connectivity for reliable communications from Housing Central to on-site equipment for configuration, reporting and keyholder management.
- **Management** – supported through local programming or via a fully managed cloud-hosted **Housing Central** system.





GDX Audio

GDX Audio system variants:

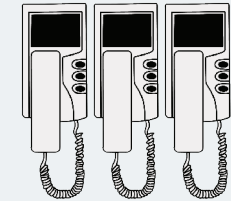
- Designed for low-rise buildings, 2Audio supports up to 2 simultaneous audio calls across a GDX system.
- Designed for high-rise buildings, 7Audio - supports up to 7 simultaneous audio calls across a GDX system.

Door Control and Audio Cables
routed to the CCU.

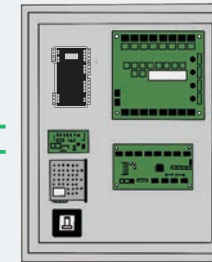


**2 Audio channels
up to 16 Lines.**

Door Control, Audio & Video
Cables routed to the CCU.



Up to 8 Video
handsets



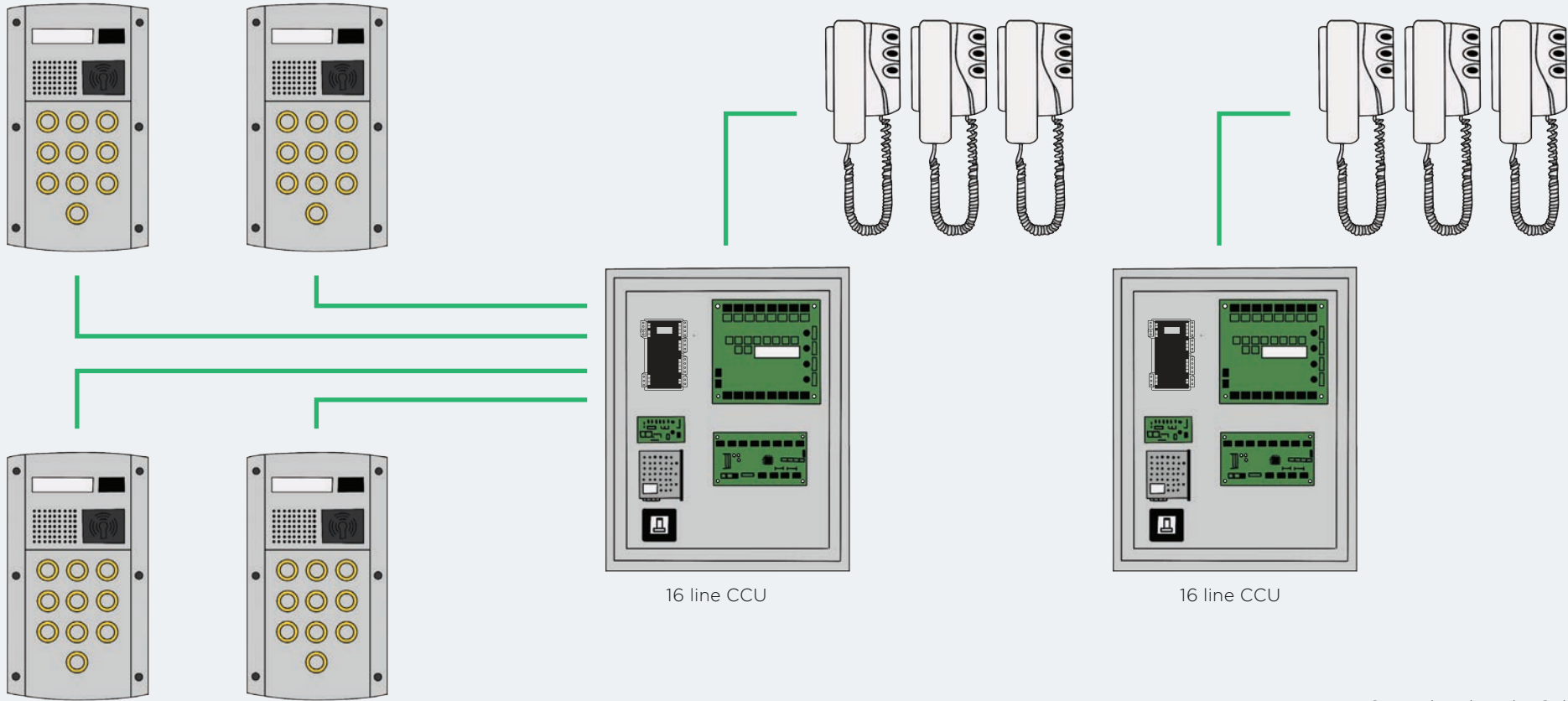
**2 Audio with Video
up to 16 Lines.**

GDX Audio & Video

GDX Video System variants:

- Designed for low-rise buildings, 2Audio & Video supports up to 2 simultaneous video calls across a GDX system.
- Designed for high-rise buildings, 7Audio & Video supports up to 4 simultaneous video calls across a GDX system.

4 Entrances up to 32 Lines.



Door Control and Audio Cables
routed to the CCU.

Entrance Panel

Designed and manufactured to withstand the harshest and most demanding of environments.

KEY FEATURES

Full duplex audio between Entrance Panel and Audio Handset

Backlit LCD display provides information to both visitors and engineers

Panels can be personalised, i.e. with numbers and addresses

Equality Act compliant Entrance Panels with raster® braille and yellow bezel button options and IP66 rated Entrance Panel buttons

Anti-vandal design

Access control options available to suit customer requirements



Entrance Auxiliaries

Exit Devices

GDx Exit Devices enable users to unlock the door when exiting the secured building. A variety of options exist to meet different customer requirements from vandal resistant push buttons to the latest hands-free option to reduce common touch points.

Fire Switch

GDx Fire Switches provide a purpose designed mechanical key switch for authorised emergency services personnel to gain access to the building when using this over-ride switch and its associated key.



Call Control Units

CCUs.


KEY FEATURES

Fully assembled enclosure for ease of installation

Supports up to 16 Audio and Audio & Video Handsets

Each CCU can support up to 4 Entrance Panels / Proximity Readers or combination of both

Robust enclosure is secured by a high security barrel type key lock



System Expansion Units

SEUs.

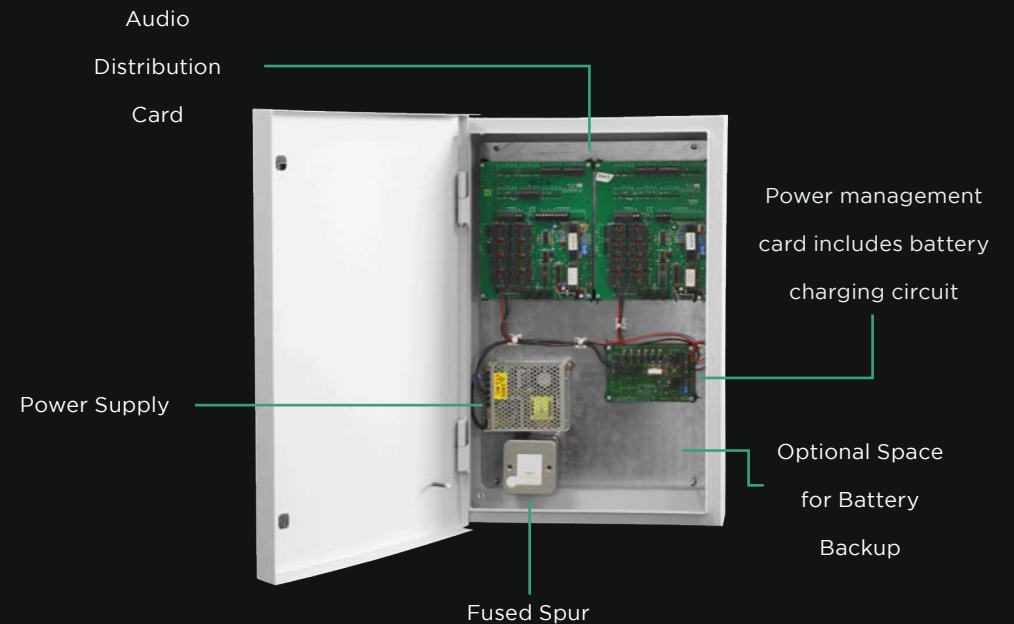
KEY FEATURES

Quality weather resistant lockable metal enclosure

Multiple deployment options

Audio and Video variants

High quality call routing





Audio Handset

Durable design and high quality audio.

KEY FEATURES

Vandal resistant construction

Enter button to remotely unlock the controlled entrance door

Privacy button to prevent unwanted calls

Door alarm indication to show if the controlled door has been left open

High-quality microphone and speaker provide clear duplex speech



Audio & Video Handset

Added layer of security.

KEY FEATURES

Secure method of validating visitors

Clear video image with 11cm colour screen

Raised tactile symbols and led indicators all Equality Act compliant

Do not disturb mode available

Enter button to remotely unlock the controlled entrance door

Privacy button to prevent unwanted calls

Door alarm indication to show if the controlled door has been left open

High-quality microphone and speaker provide clear duplex speech



GDX Access Control

Easy access for approved entry for residents/staff.

There are two access control options for GDX systems:

GDX Access Control – inbuilt access control that provides up to 1000 unique keyholder records either at an entrance panel or through standalone access control reader.

Easily integrated with PAC Access Control or other third party systems.



ID Devices

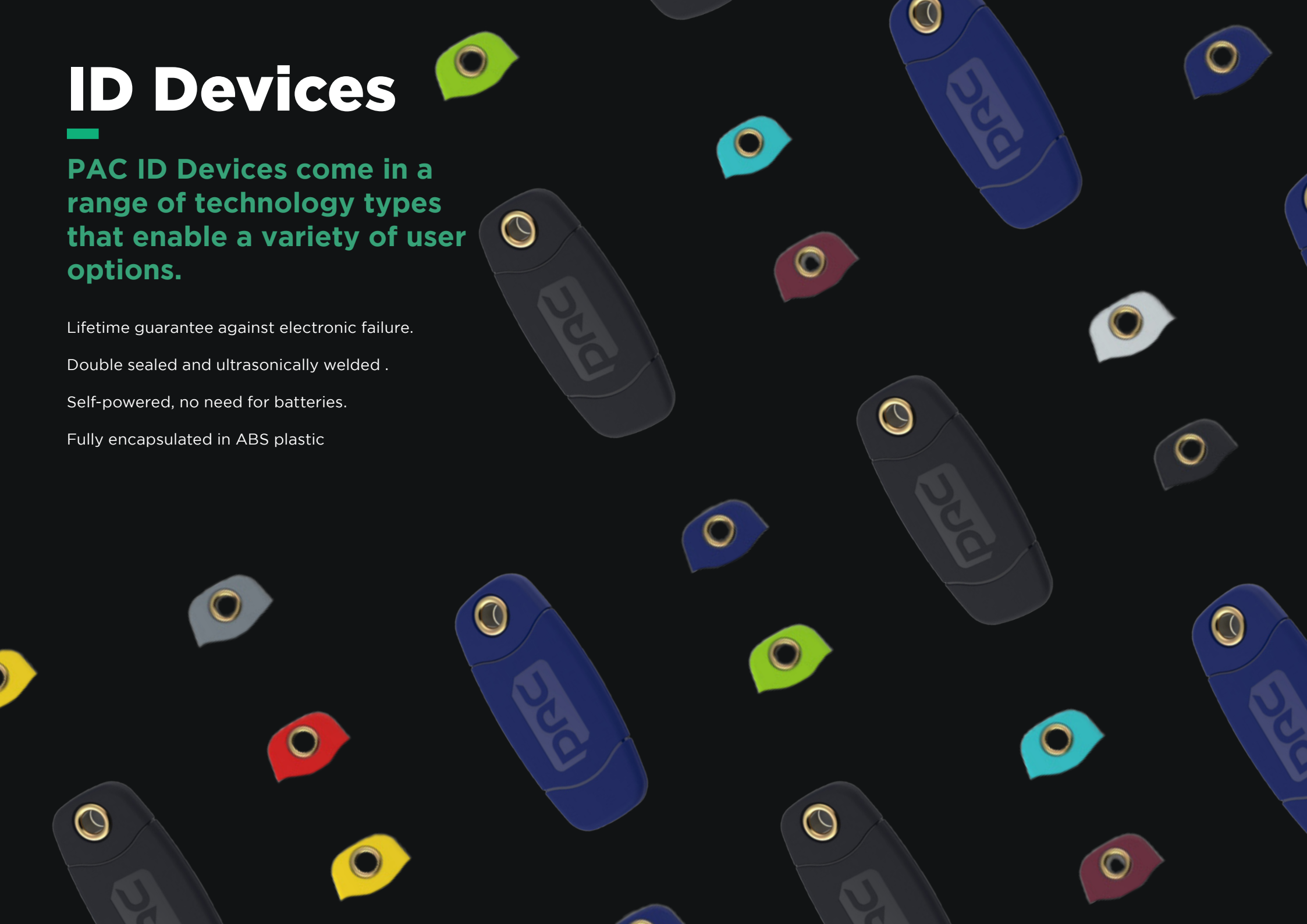
PAC ID Devices come in a range of technology types that enable a variety of user options.

Lifetime guarantee against electronic failure.

Double sealed and ultrasonically welded .

Self-powered, no need for batteries.

Fully encapsulated in ABS plastic



GDX Gateway & Modem/Router



The Gateway and 4G Modem/Router provides a simple and stable solution for mobile communications between the GDX system on-site and the Housing Central cloud management platform.

KEY FEATURES

- A customer portal for management of data connectivity.
- Full secured solution with encrypted end to end communications.
- Data extension options available.
- Near real-time reporting of on-site events to Housing Central.
- Visual LED indicators.
- Connects into the CCU.





housingcentral™

Housing Central

Enhanced monitoring and increased operational efficiency.

The Housing Central application supports **near-real time monitoring** of the GDx system as well as **configuration** and **keyholder management** functions. It is **securely hosted** within a cloud environment and built on **end-to-end encrypted** communications to **protect** your business and your data.

KEY FEATURES

Clear and easy to navigate User Interface.

Menu system for drilling down into the sub-sections of the application.

Set-up Guide to aid with initial configuration of the Housing Central account.

Key Seek search to aid easy look up of a keyholders ID.

Allows you to remotely manage administrator key holders and configure residence and blocks.



Comelit-PAC's Training Academy courses are **designed to give you the knowledge and skills to install and commission our solutions.** Located in the north and south of the UK, comprehensive courses cover all aspects of system design, including **installation, configuration and commissioning.**

You will gain **theoretical experience and techniques** required to get the most out of our solutions. Our training will also enable you to **maximise your use of time** during the **installation process.**

Different solutions require different approaches to training. Depending on experience and technologies, our training courses are designed to cater from **installation engineers to end users.** Our Training Academy offers both **in person and virtual sessions,** to suit your needs.

For more information contact us on trainingacademy@comelit-pac.co.uk

Contact Us



SALES

Our experienced sales team are here to ensure your security solution is fit for purpose. Whatever your secure access control need is, we have the solution. Contact our team of nationwide experts today.

Tel: +44 (0)161 406 3400

Email: pacgdxsales@comelit-pac.co.uk

CUSTOMER SERVICE

We understand how important it is to handle your day-to-day requirements with speed and efficiency, which is why our customer service team is committed to providing a first class service. Contact us today and we'll be happy to help.

Tel: +44 (0)161 406 3400 (opt.1)

Email: pacgdxcustomerservice@comelit-pac.co.uk

TECHNICAL SUPPORT

Our technical support teams are highly skilled in answering any questions you have in relation to our products. We have specialist skills in communication and IT related areas and are able to provide supporting documentation.

Tel: +44 (0)161 406 3400 (opt.2)

Email: pacgdxsupport@comelit-pac.co.uk



SOUTHERN OFFICE

Unit 2B The Quad · Butterfield Business Park ·
Luton · Bedfordshire · LU2 8EF · UK

NORTHERN OFFICE

Waterside Court · 1 Crewe Road ·
Manchester · M23 9BE · UK

www.pacgdx.com



The brands and trade names cited in this publication are the property of their respective owners. Product dimensions derived from the images are purely indicative.

31-03-2023/VI/UKGDXCORPORATEBROCHURE