

West Midlands S.C. Resignalling Project

Recontrolled Area

Hawthorns – Stourbridge

Resignalled Area

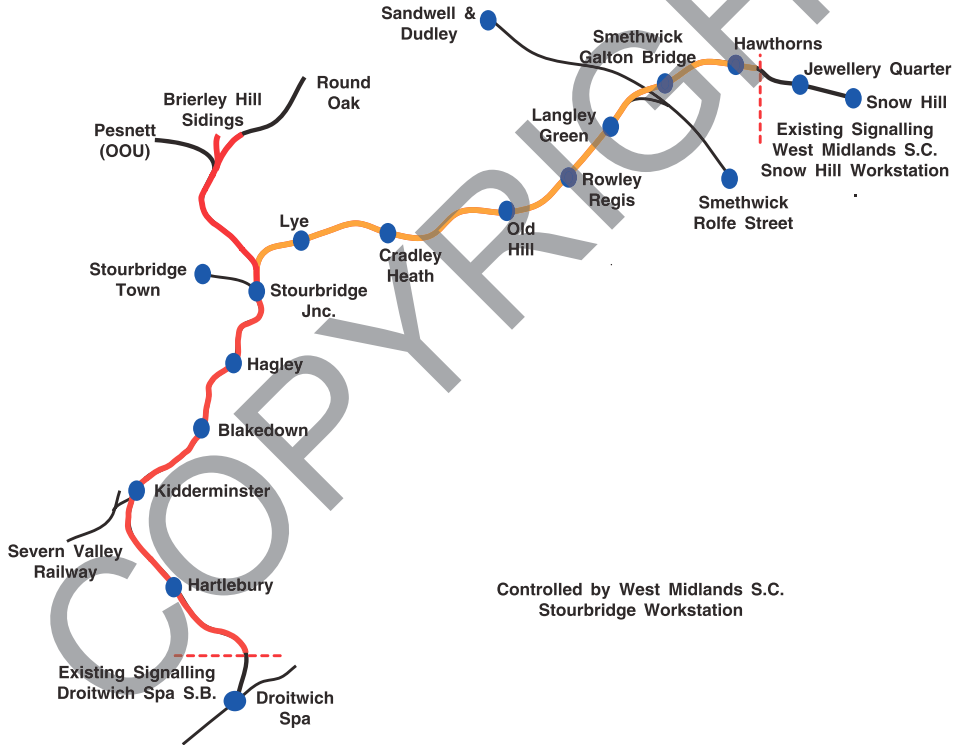
Brierley Hill Sidings – Hartlebury





West Midlands S.C. Resignalling Project

- MD435 Recontrolled Area Hawthorns – Stourbridge
- MD430/MD450 Resignalled Area Brierley Hill Sidings – Hartlebury



Contents

Legend

Page 4 and 5

Route Birmingham Snow Hill - Droitwich

Page 6 Snow Hill

Page 7 MP 131

Page 8 Handsworth Junction

Page 9 Smethwick Galton Bridge

Page 10 Langley Green

Page 11 Rowley Regis

Page 12 Old Hill / Round Oak Rail

Page 13 MP138 / Round Oak Sidings 1&2

Page 14 Cradley Heath / Brierley Hill Sidings

Page 15 Lye - MP144

Page 16 Stourbridge North Junction

Page 17 Stourbridge

Page 18 Hagley

Page 19 Blakedown

Page 20 MP137-138

Page 21 Kidderminster

Page 22 Hoobrook Viaduct

Page 23 Hartlebury

Page 24 MP128-129

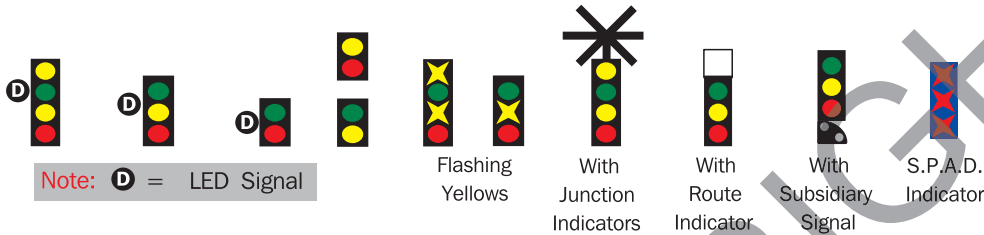
Page 25 Droitwich Spa

Tables of Routes

Page 26 Brierley Hill Sidings – Hartlebury

Legend

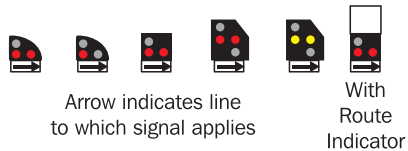
Colour Light Signals



Semaphore Signals



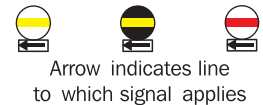
Ground Position Light Signals



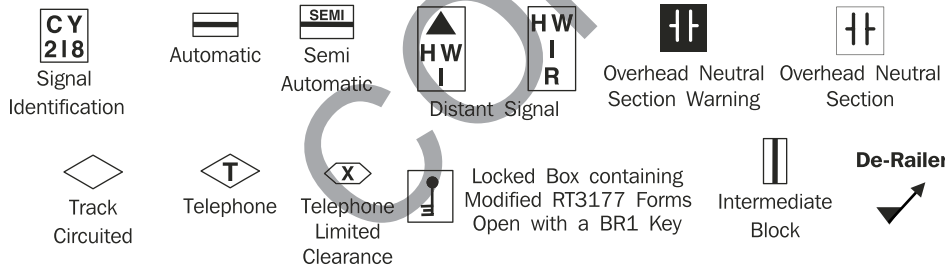
Banner Repeaters



Shunting Signals



Signal Plates



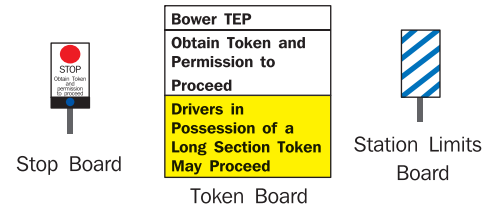
Stop Boards



Limit of Shunt Indicators

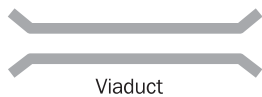
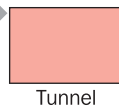
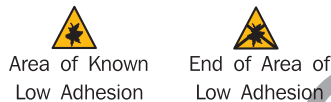
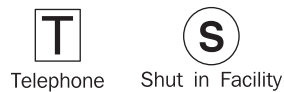
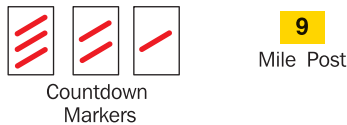
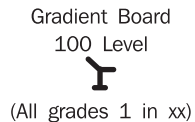
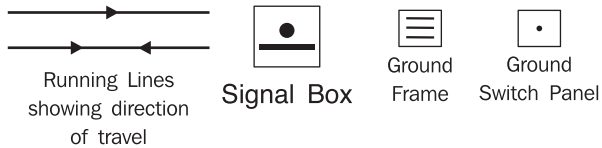


Radio Electric Token Block Signals

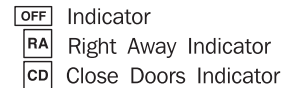
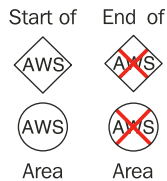


Legend

General Information



Permanent Speed Restrictions

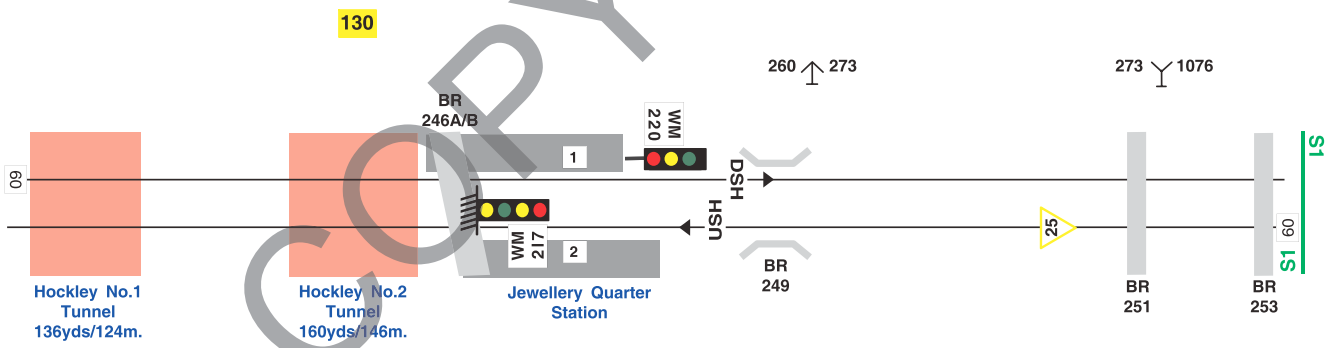
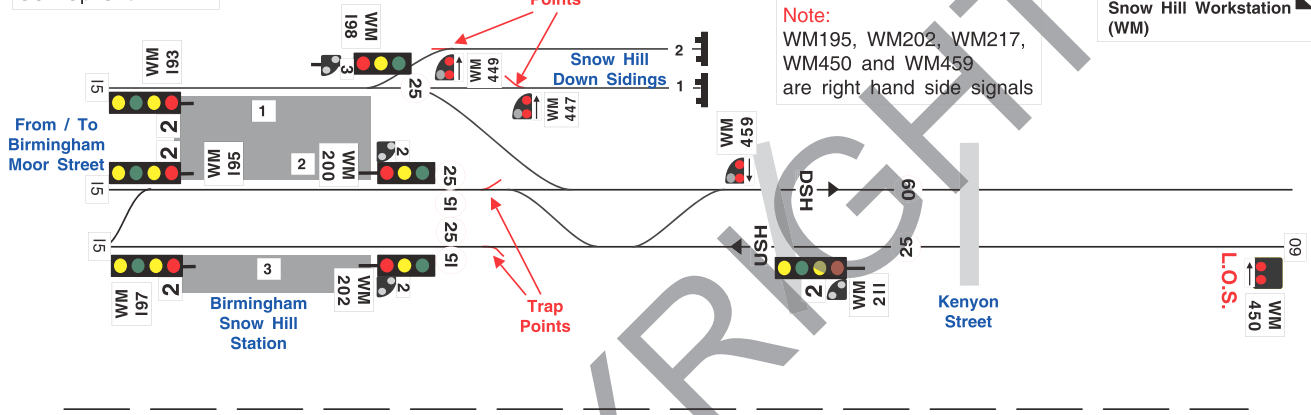


TCB
 West Midlands SC
 Snow Hill Workstation (WM)



DSH Down Snow Hill
 USH Up Snow Hill

Note:
 WM195, WM202, WM217,
 WM450 and WM459
 are right hand side signals



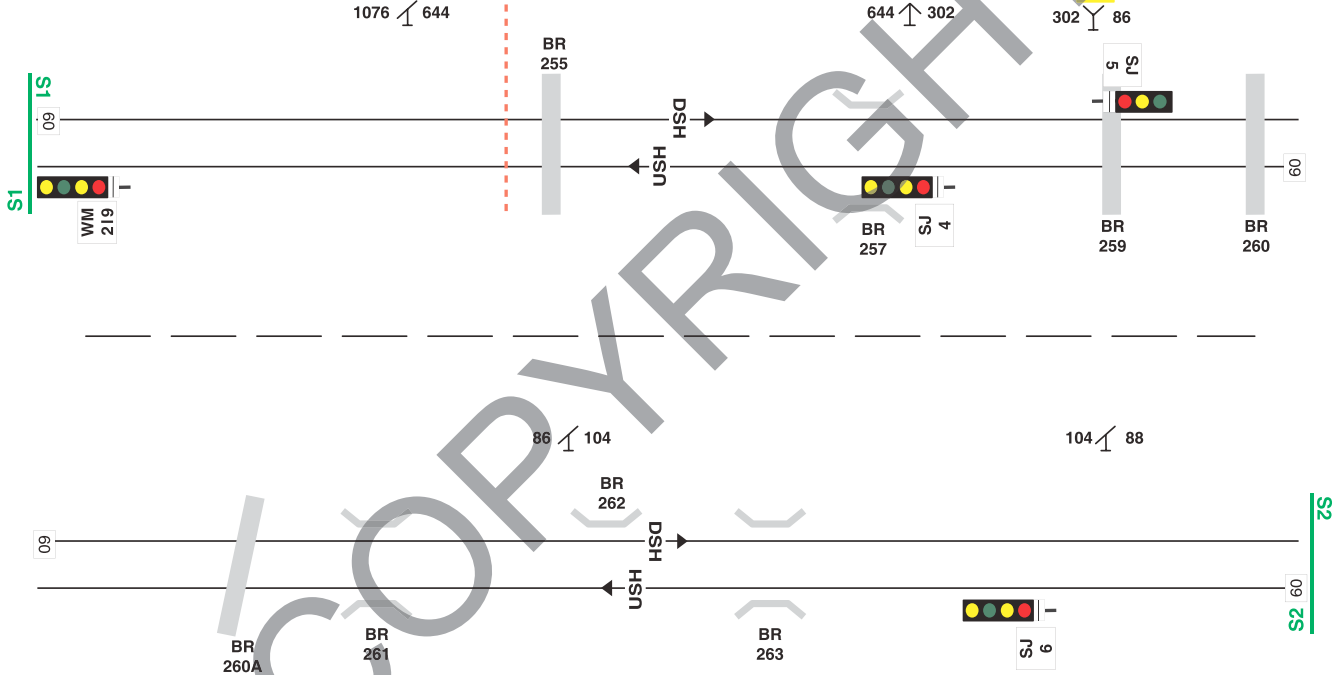
DSH Down Snow Hill
USH Up Snow Hill

West Midlands SC
Interlocking Boundary

Snow Hill Workstation
Snow Hill RRI

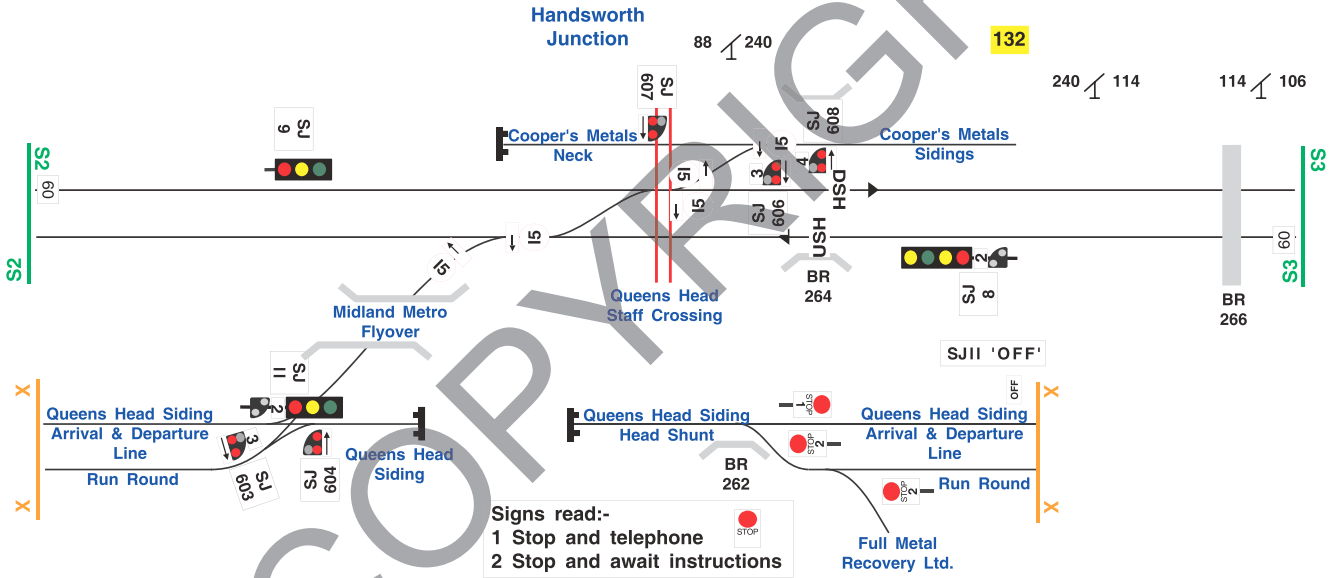
Stourbridge Workstation
Stour 3 SSI

T.A.P.M.314.0.0.0.1.MD435 2012
TCB
West Midlands SC
Stourbridge Workstation (SJ)



DSH Down Snow Hill
 USH Up Snow Hill

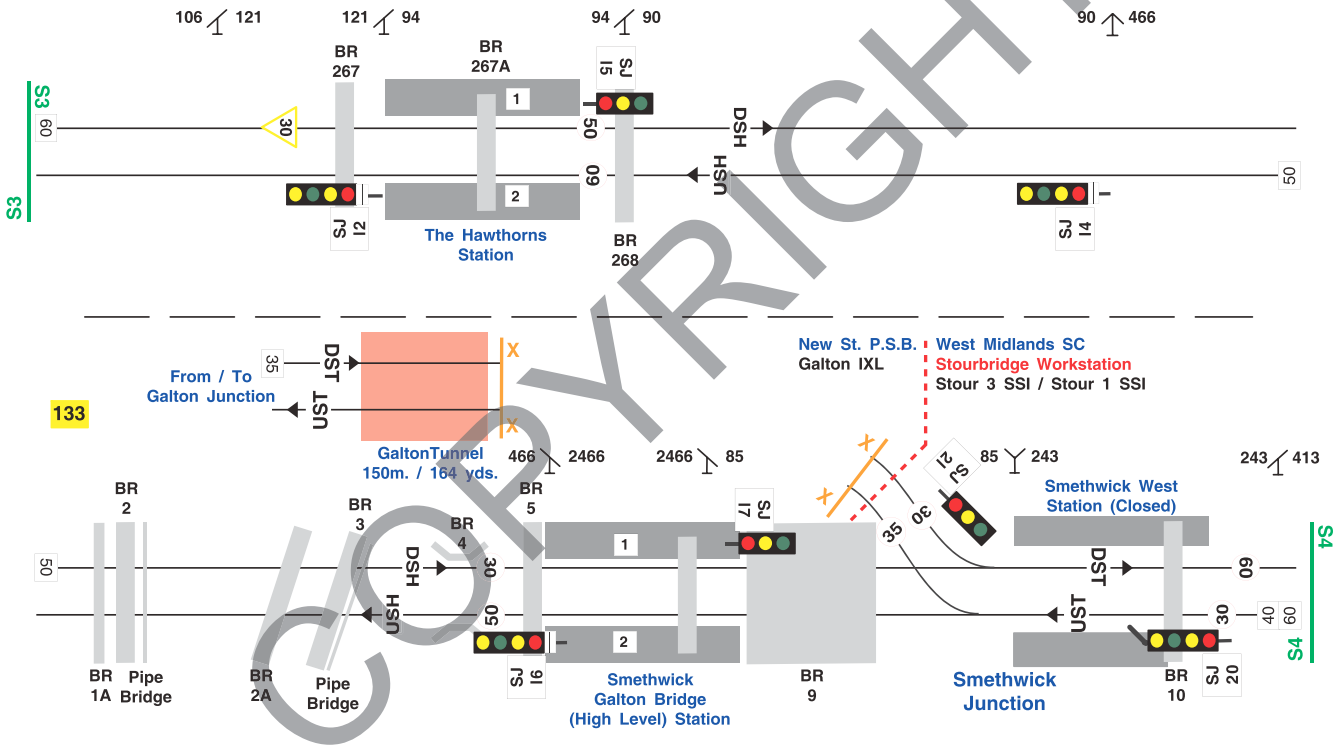
T.A.P.M.314.0.0.1.MD435 2012
 TCB
 West Midlands SC
 Stourbridge Workstation
 (SJ)



Signs read:-
 1 Stop and telephone
 2 Stop and await instructions

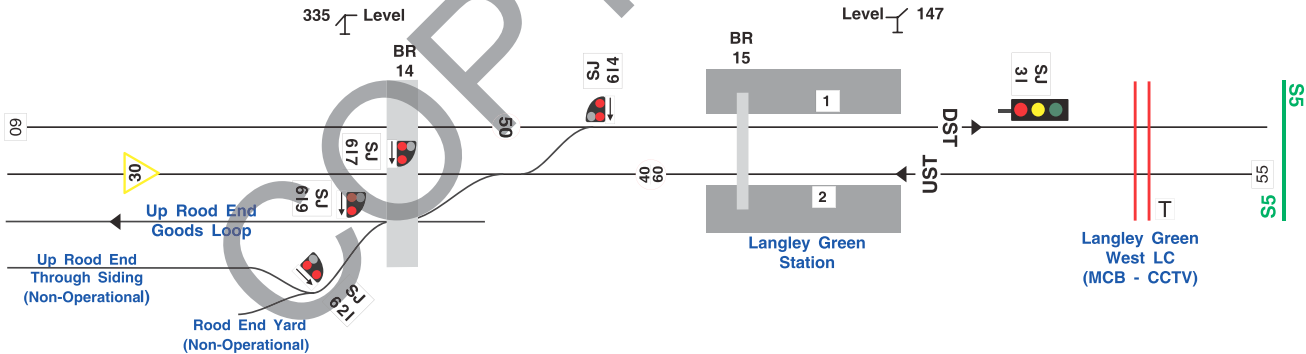
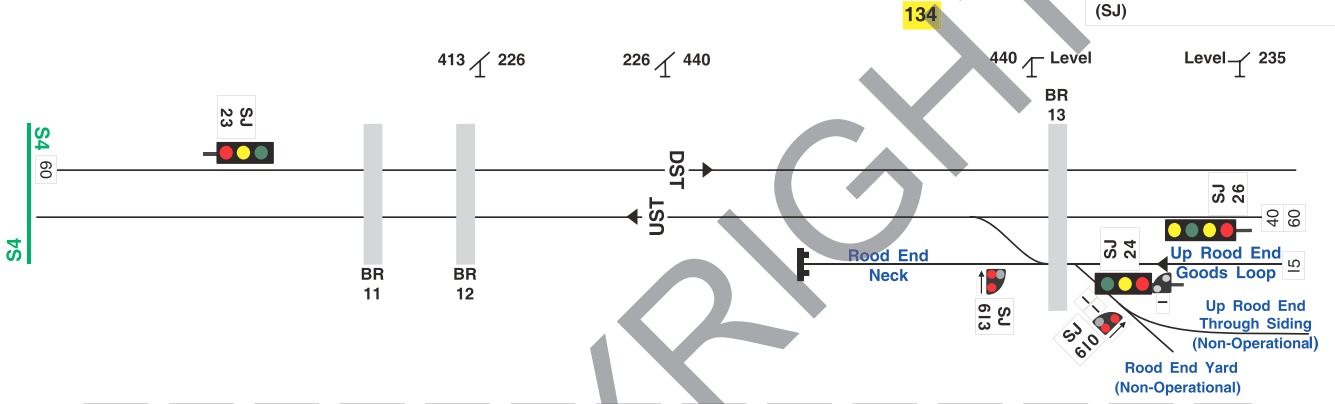
DSH Down Snow Hill
USH Up Snow Hill
DST Down Stourbridge
UST Up Stourbridge

T.A.P.M.314.0.0.0.1.MD435 2012
 TCB
 West Midlands SC
 Stourbridge Workstation
 (SJ)



DST Down Stourbridge
 UST Up Stourbridge

T.A.P.M.314.0.0.1.MD435 2012
 TCB
 West Midlands SC
 Stourbridge Workstation
 (SJ)

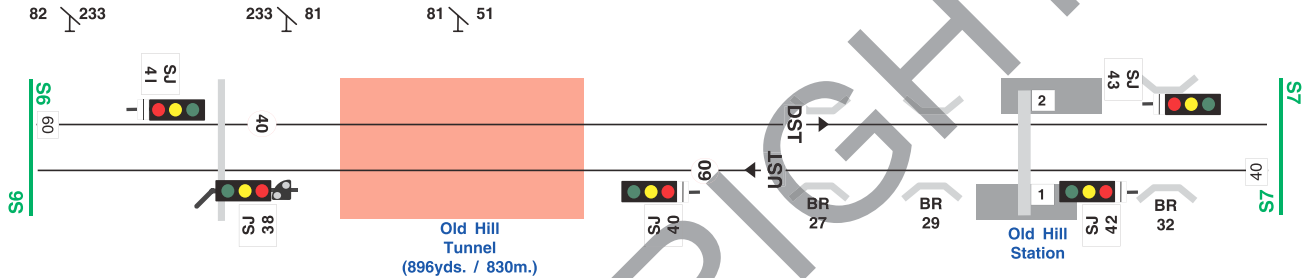


DST Down Stourbridge
UST Up Stourbridge

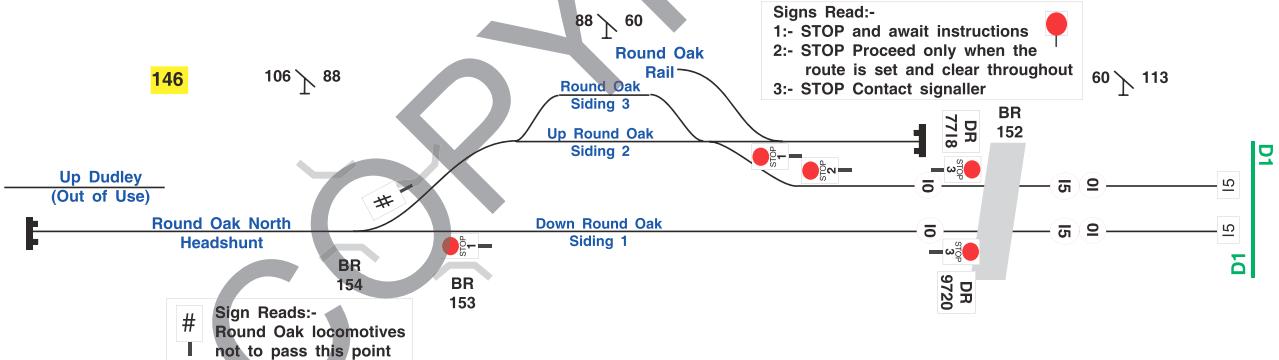
TCB
West Midlands SC
Stourbridge Workstation (SJ,DR)



137



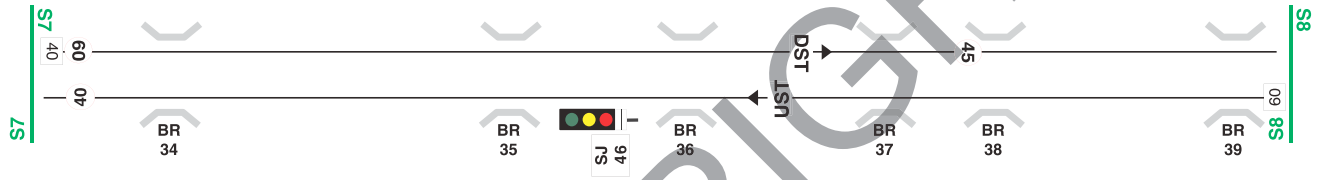
146



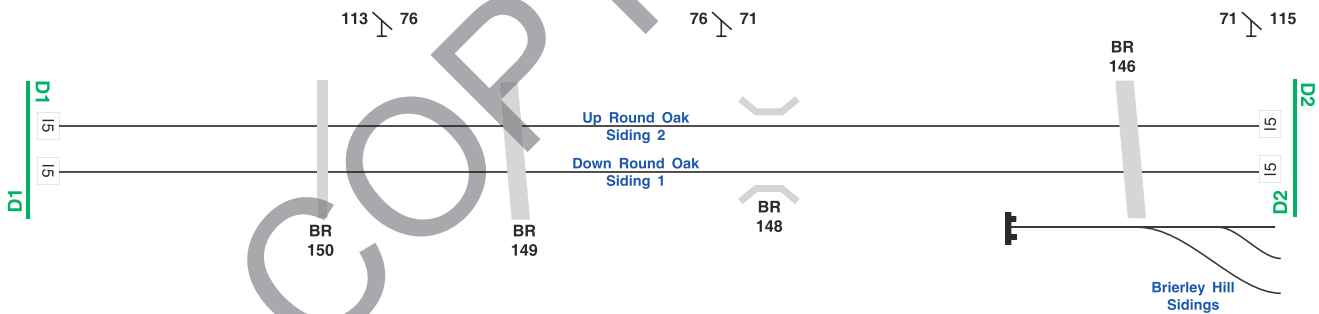
DST Down Stourbridge
UST Up Stourbridge

TCB
West Midlands SC
Stourbridge Workstation
(SJ) 

138



145



DST Down Stourbridge
 UST Up Stourbridge
 DD Down Dudley
 UD Up Dudley



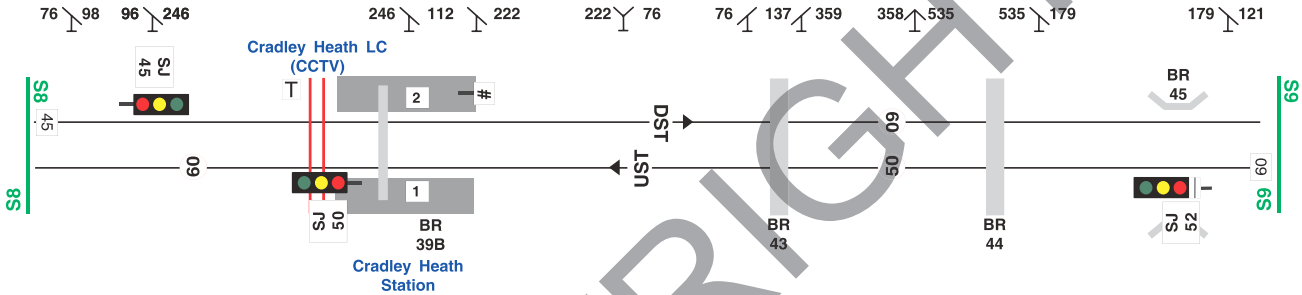
* = See Table of Routes

T.A.P.M.314.0.0.0.1.MD435 / MD450 2012

TCB
 West Midlands SC
 Stourbridge Workstation
 (SJ,DR)



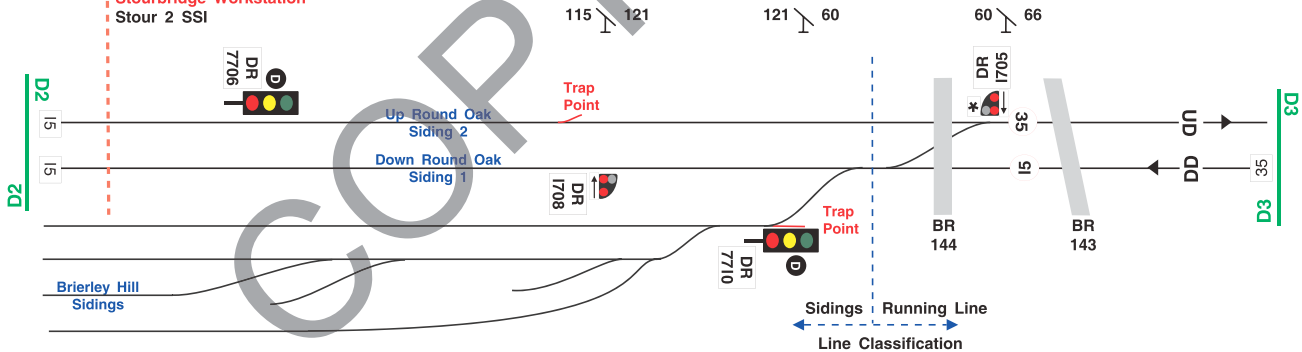
139



West Midlands SC
 Interlocking Boundary

Kingswinford
 Junction

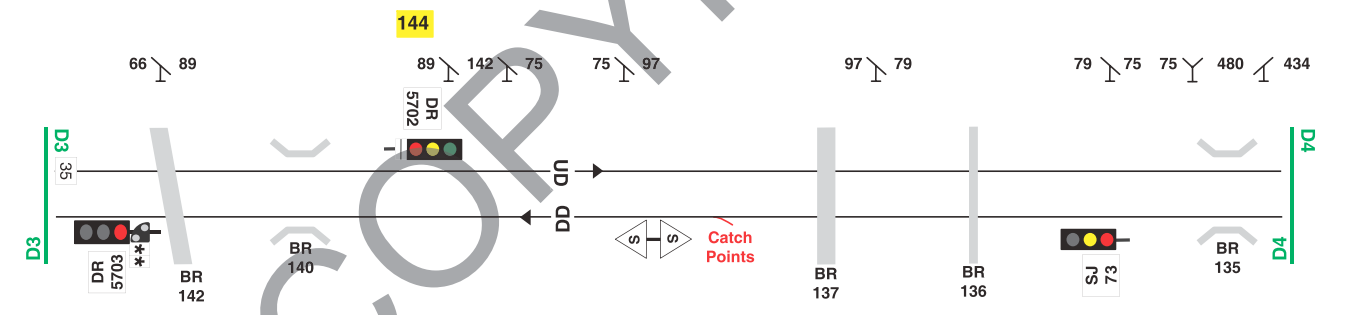
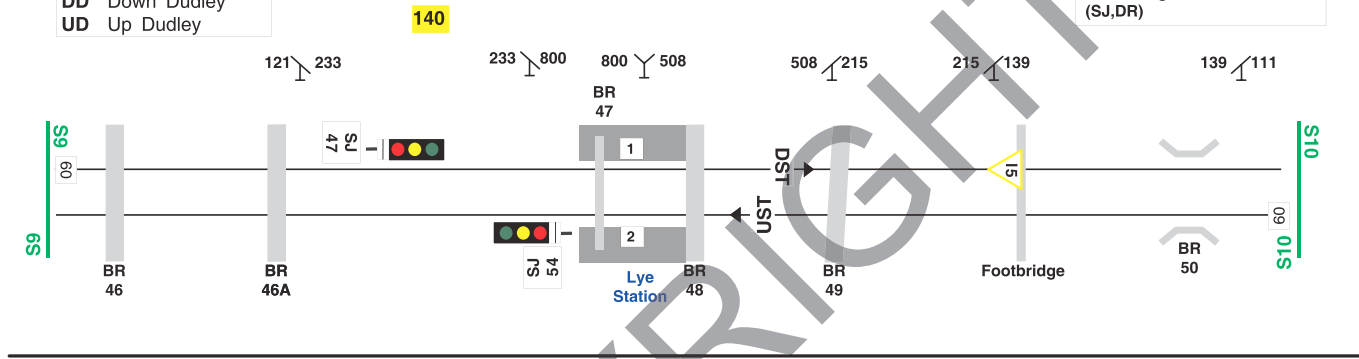
Stourbridge Workstation
 Stour 2 SSI



DST Down Stourbridge
 UST Up Stourbridge
 DD Down Dudley
 UD Up Dudley

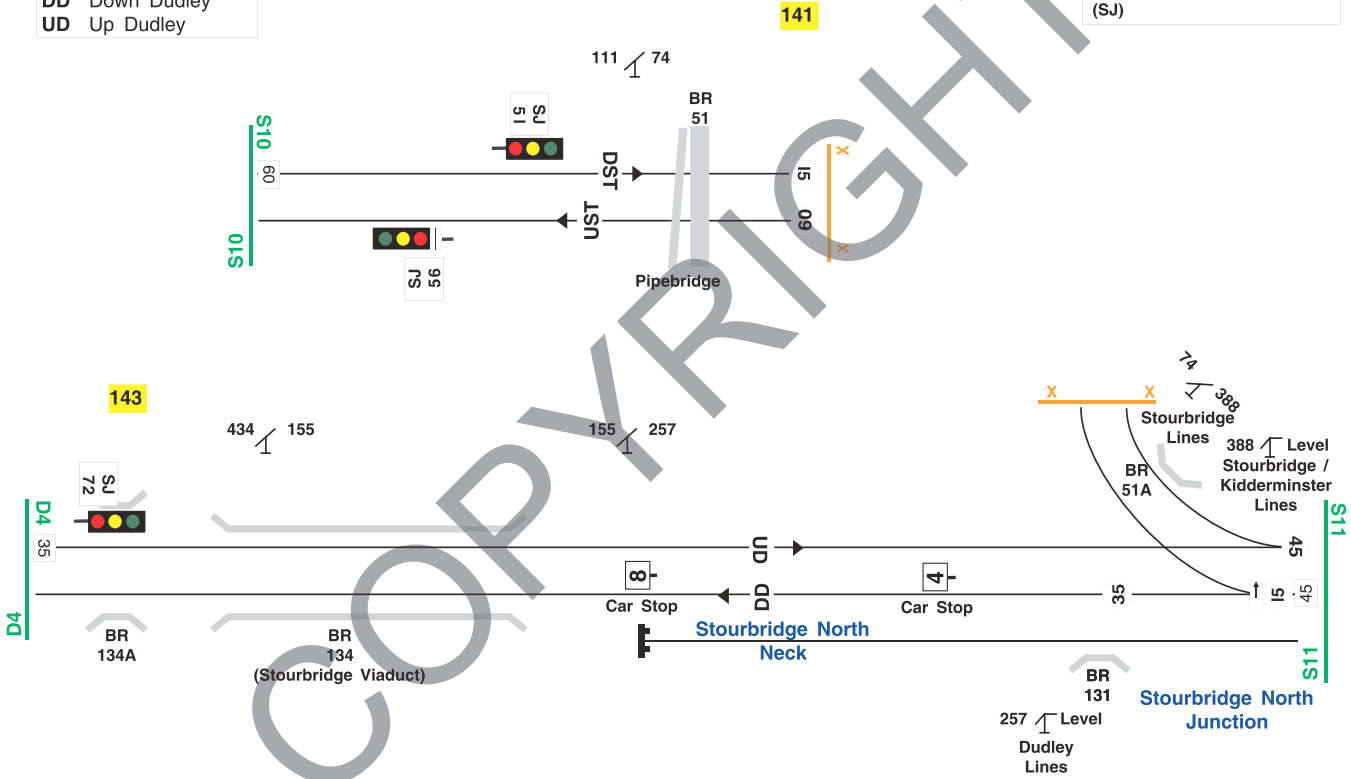
* = See Table of Routes

TCB
 West Midlands SC
 Stourbridge Workstation
 (SJ,DR)



- DST Down Stourbridge
- UST Up Stourbridge
- DD Down Dudley
- UD Up Dudley

TCB
 West Midlands SC
 Stourbridge Workstation
 (SJ)

DK Down Kidderminster
 UK Up Kidderminster

Note: **D** = LED Head Signal

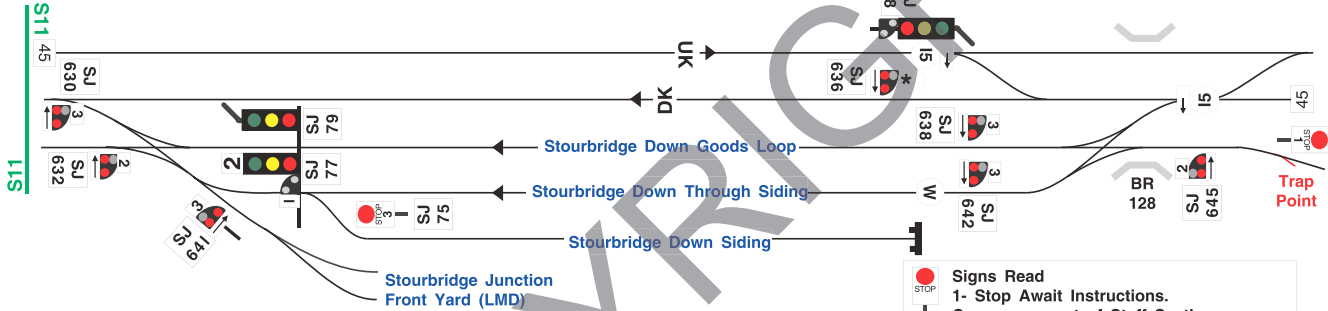
* = See Table of Routes

T.A.P.M.314.0.0.1.MD430 2012
 TCB
 West Midlands SC
 Stourbridge Workstation (SJ)


Note:-
 SJ630 and SJ632 are
 Right Hand Side Signals

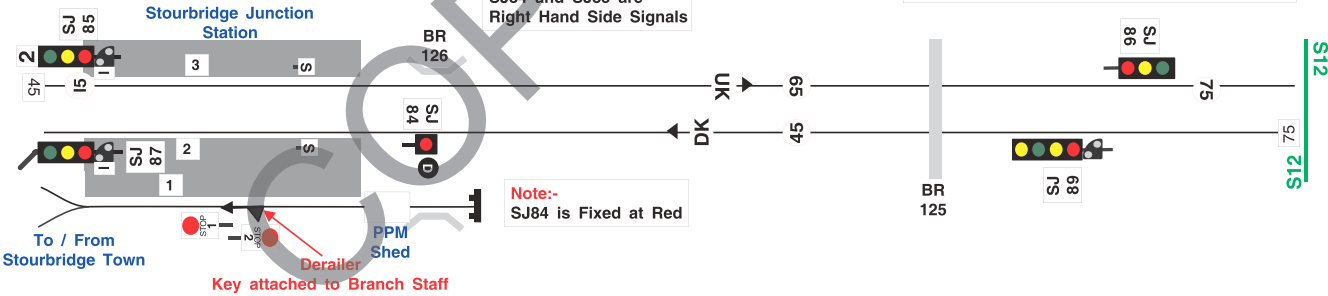
Level 301

Stourbridge Middle
 Junction



Signs Read
 1- Stop Await Instructions.
 Commencement of Staff Section.
 2- Stop Await instructions.
 End of Staff Section.
 3- Stop and Telephone.

Note:-
 SJ84 and SJ85 are
 Right Hand Side Signals

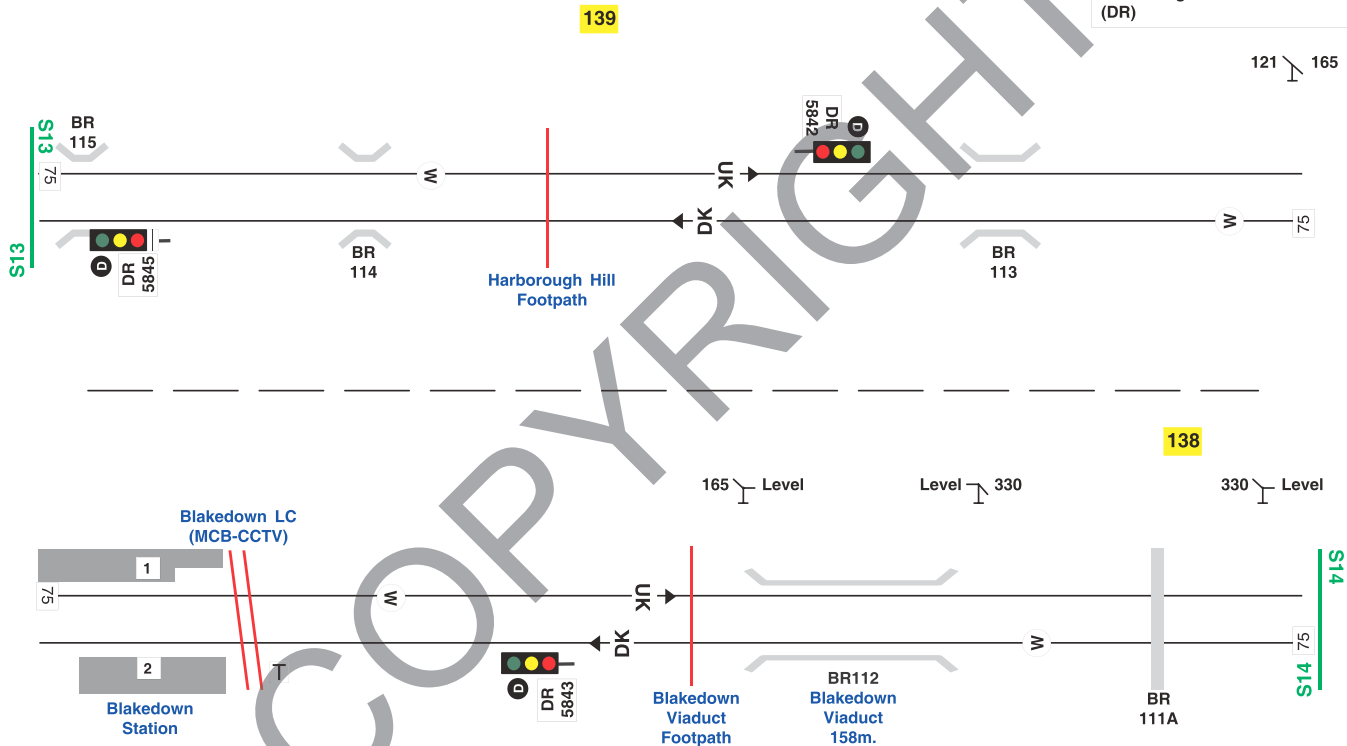


Note:-
 SJ84 is Fixed at Red

DK Down Kidderminster
UK Up Kidderminster

Note: **D** = LED Head Signal

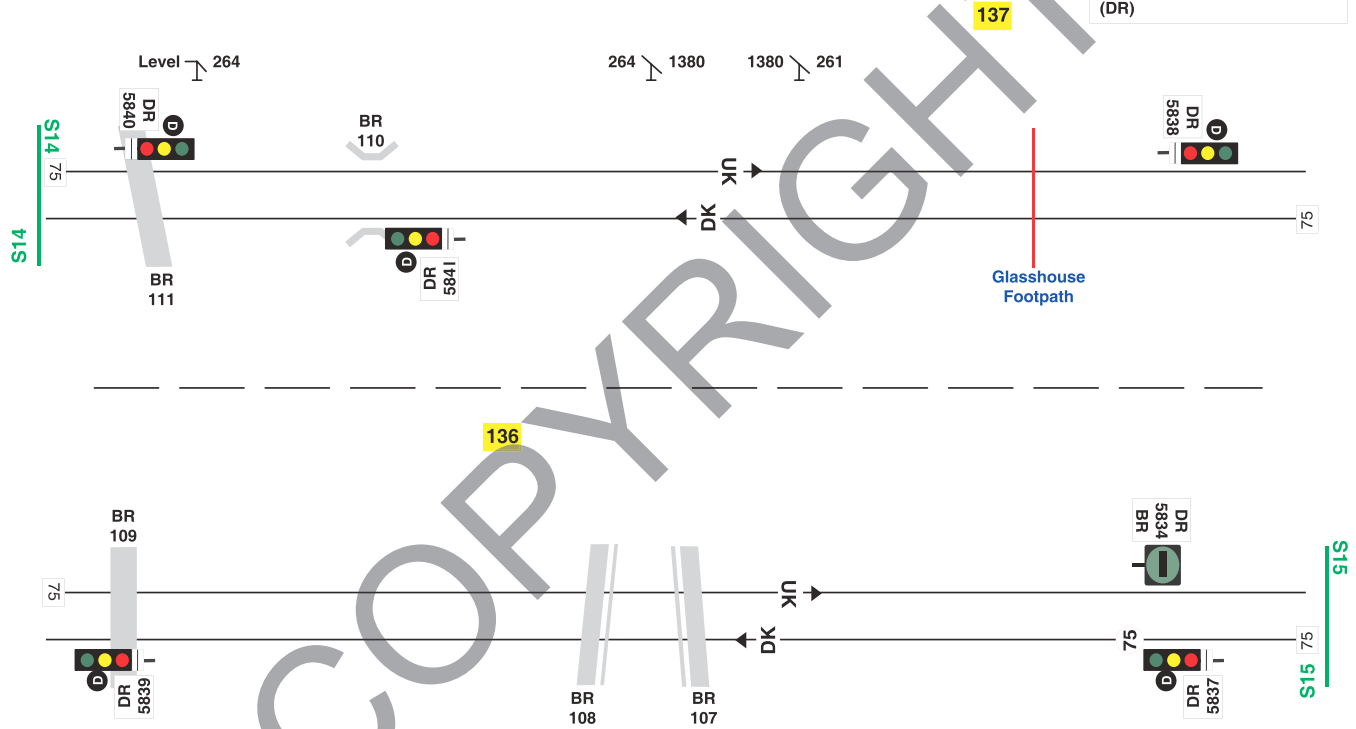
T.A.P.M.314.0.0.0.1.MD430 2012
 TCB
 West Midlands SC
 Stourbridge Workstation
 (DR)

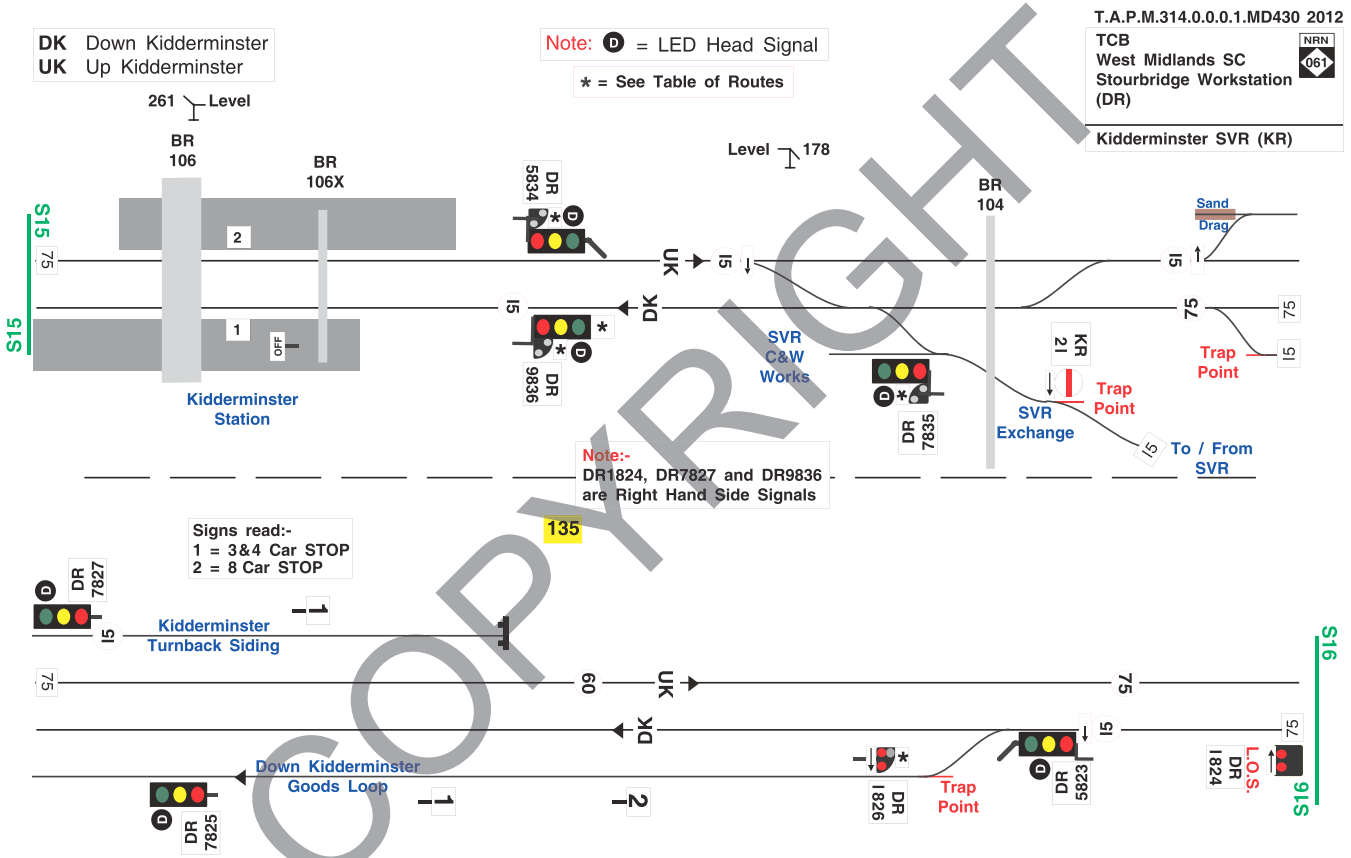


DK Down Kidderminster
UK Up Kidderminster

Note: **D** = LED Head Signal

T.A.P.M.314.0.0.1.MD430 2012
 TCB
 West Midlands SC
 Stourbridge Workstation (DR)



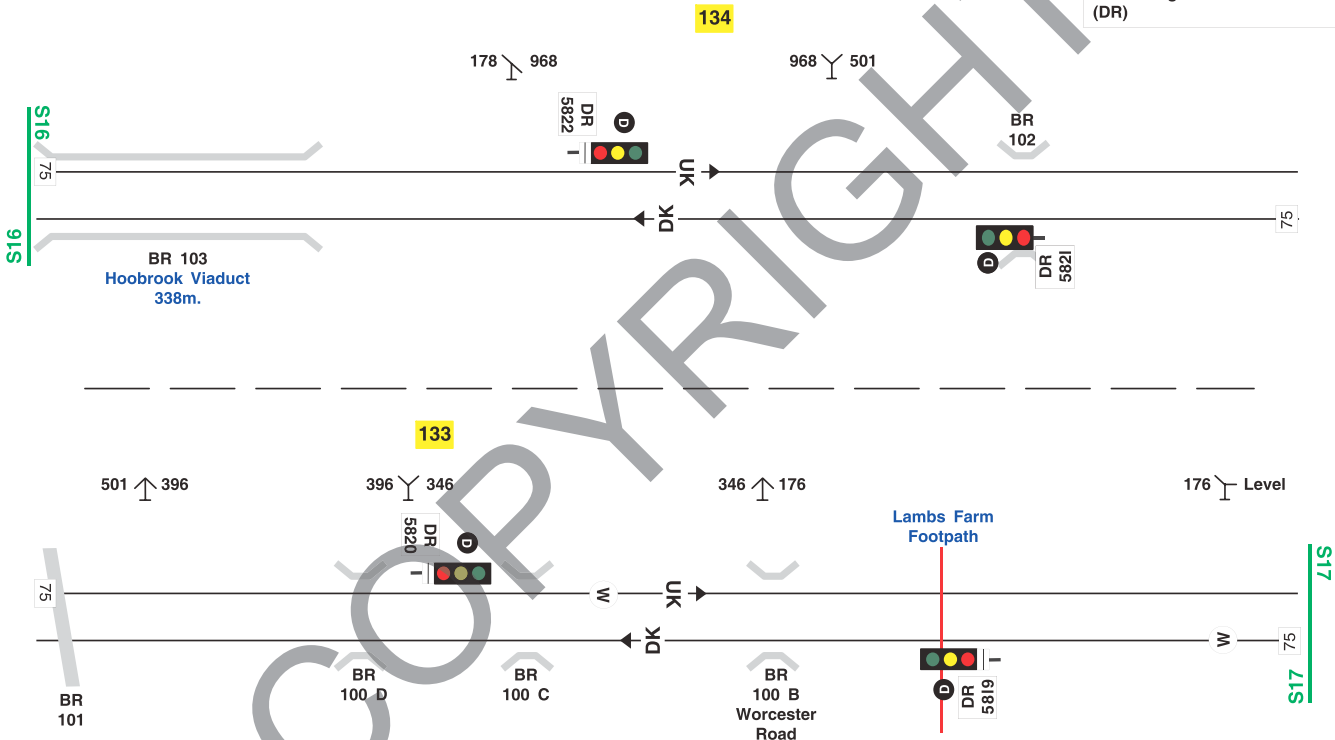


DK Down Kidderminster
UK Up Kidderminster

Note: **D** = LED Head Signal

T.A.P.M.314.0.0.0.1.MD430 2012

TCB
 West Midlands SC
 Stourbridge Workstation
 (DR)

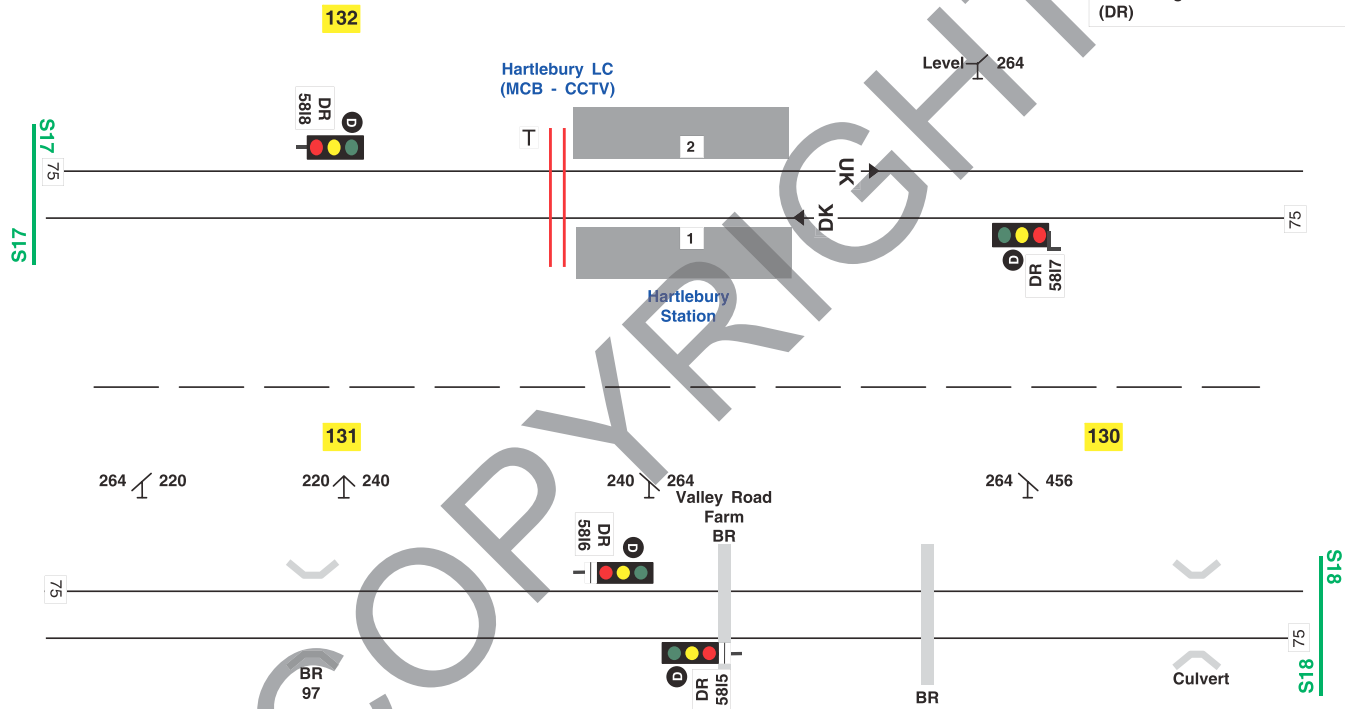


DK Down Kidderminster
UK Up Kidderminster

Note: **D** = LED Head Signal

T.A.P.M.314.0.0.0.1.MD430 2012

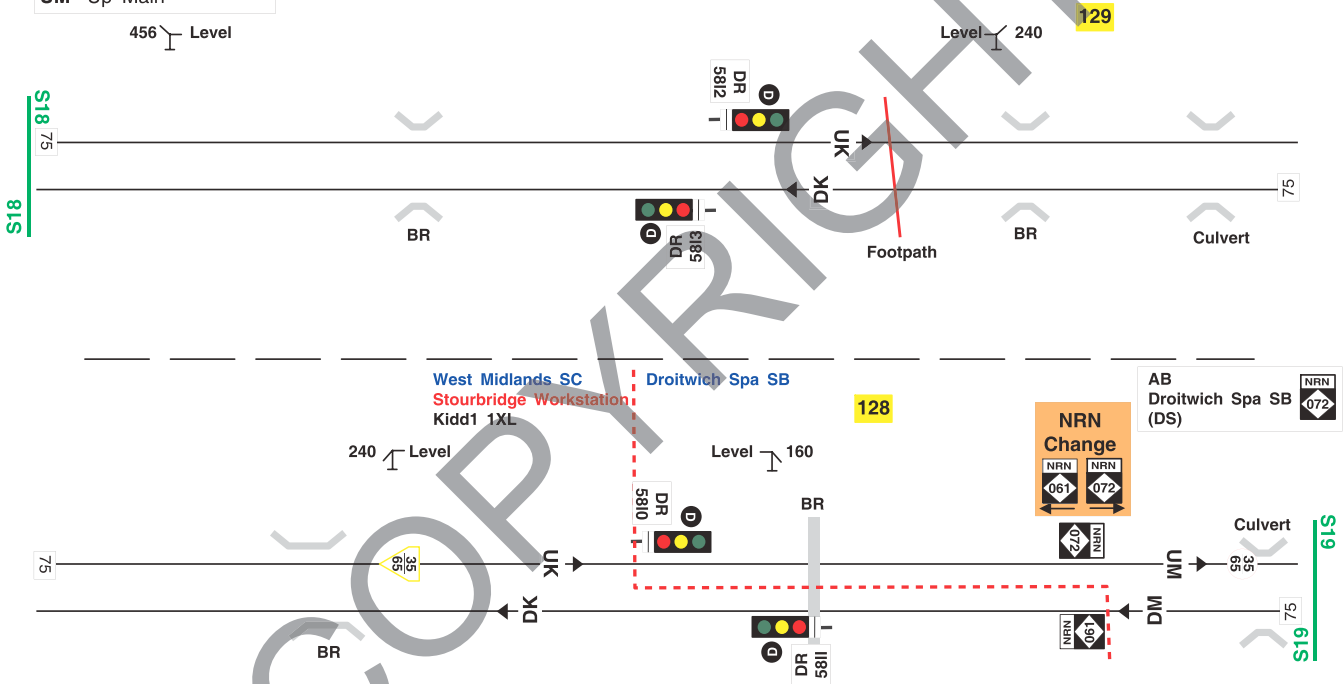
TCB
 West Midlands SC
 Stourbridge Workstation
 (DR)



- DK** Down Kidderminster
- UK** Up Kidderminster
- DM** Down Main
- UM** Up Main

Note: **D** = LED Head Signal

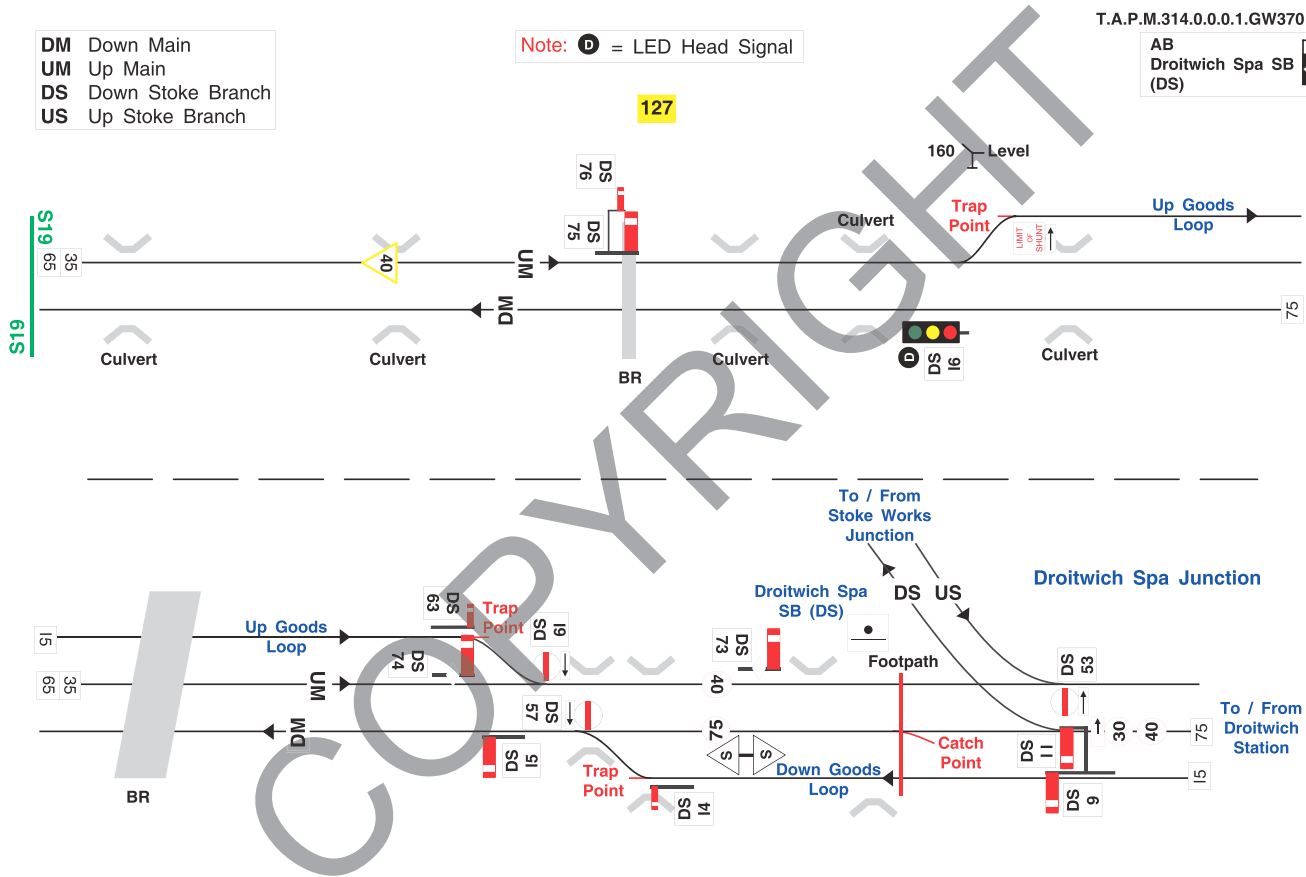
T.A.P.M.314.0.0.0.1.MD430 2012
 TCB
 West Midlands SC
 Stourbridge Workstation
 (DR)



- DM Down Main
- UM Up Main
- DS Down Stoke Branch
- US Up Stoke Branch

Note: **D** = LED Head Signal

AB
Droitwich Spa SB
(DS)

Tables of Routes

The following lists of signal routes show all routes from

- signals from which there is more than one route
- signals which are capable of giving any route indications
- all position-light signals

DOWN DIRECTION

Signal Number	Aspect	Route Indication Displayed	Route	Exit Signal
DR5823	M	Pos.1	Down Kidderminster Goods Loop	DR7825
	M	Nil	Down Kidderminster	DR5837
	PL	W	SVR C&W Works	—
DR7835	M	Nil	Down Kidderminster	DR5837
	PL	D	Down Kidderminster	DR5837
DR1705	PL	BH	Brierley Hill Sidings	—
	PL	RO	Round Oak Siding 1	—
	PL	X	Round Oak Siding 2	—
DR5703	PL	BH	Brierley Hill Sidings	—
	PL	RO	Down Round Oak Sdg. 1	—
SJ624	PL	G	Up Rowley Regis GL	SJ34
	PL	B	Up Stourbridge	SJ32
	PL	X	Down Rowley Regis GL	LOS

'M' indicates a main aspect

'PL' indicates Position Light Shunt aspect

Items in the '**Route Indication Displayed**' column specify a route indicator display or an illuminated Junction Indicator position

UP DIRECTION

Signal Number	Aspect	Route Indication Displayed	Route	Exit Signal
DR7706	M	Nil	Up Dudley	DR5702
DR1708	PL	Nil	Up Dudley	DR5702
DR7710	M	Nil	Up Dudley	DR5702
	M	Nil	Up Kidderminster	SJ86
SJ78	PL	Nil	Up Kidderminster	SJ86
	M	Pos.4	Down Kidderminster	SJ84
SJ636	PL	M	Up Kidderminster	SJ86
	PL	XD	Down Kidderminster	SJ84
DR5834	PL	T	Kidderminster Turnback Siding	—
	M	Nil	Up Kidderminster	DR5822
	PL	L	Down Kidderminster Goods Loop	DR1826
	M	Pos.4	SVR Exchange Siding	KR60
	PL	B	SVR Exchange Siding	KR21

Signal Number	Aspect	Route Indication Displayed	Route	Exit Signal
DR9836	PL	T	Kidderminster Turnback Siding	–
	M	U	Up Kidderminster	DR5822
	PL	L	Down Kidderminster Goods Loop	DR1826
	M	B	SVR Exchange Siding	KR60
	PL	B	SVR Exchange Siding	KR21
DR1826	PL	X	Down Kidderminster (L.O.S.)	DR1824

COPYRIGHT

COPYRIGHT

Gioconda Limited Unit 10 Woodfalls Gravelly Ways
Laddingford Kent ME18 6DA

Telephone 01622 872512 email mail@gioconda.co.uk www.gioconda.co.uk