

Water Orton Resignalling

Derby – Water Orton
and
Nuneaton – Water Orton



Contents

Legend

Page 3

Page 4

Derby Fringe – Water Orton

Page 6 Elford GF

Page 7 Tamworth

Page 8 Wilnecote

Page 9 MP 27

Page 10 Kingsbury Sidings

Page 11 Kingsbury Branch Junction

Page 12 Kingsbury Junction

Page 13 MPs 30-32

Page 14 Water Orton

Page 15 Water Orton West Junction

Nuneaton Fringe – Water Orton

Page 17 Abbey Junction

Page 18 MPs 8-9

Page 19 Arley Tunnel

Page 20 Windridge LC

Page 21 Daw Mill

Page 22 Whitacre East Junction

Page 23 Whitacre West Junction

Page 24 Hams Hall Junction

Page 25 Hams Hall

Page 26 Coleshill Parkway

Page 27 George Road Footpath

Page 28 Water Orton

Page 29 Water Orton West Junction

Kingsbury – Whitacre Junction

Page 31 MP 27

Page 32 Kingsbury Sidings

Page 33 Kingsbury Branch Junction

Page 34 Kingsbury Junction

Page 35 Whitacre West Junction

Page 36 Hams Hall Junction

Tables of Routes

*Page 37 Derby Fringe - Water Orton
Down & Up*

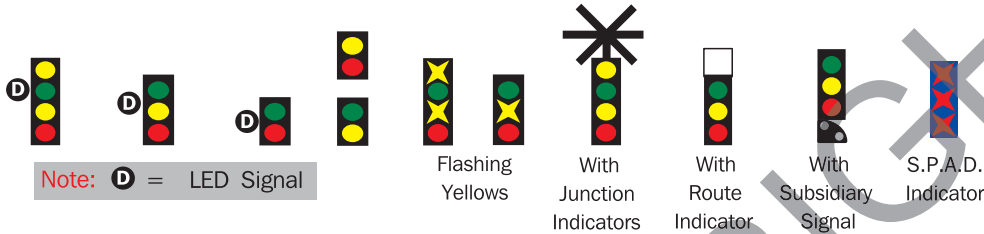
*Page 38 Nuneaton Fringe - Water
Orton Down*

*Page 39 Nuneaton Fringe - Water
Orton Up*

*Page 40 Kingsbury Junction - Whitacre
Junction Down & Up*

Legend

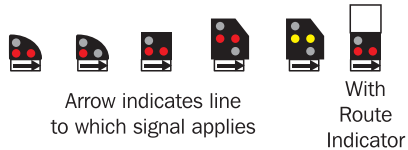
Colour Light Signals



Semaphore Signals



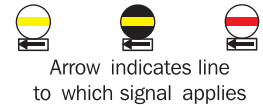
Ground Position Light Signals



Banner Repeaters



Shunting Signals



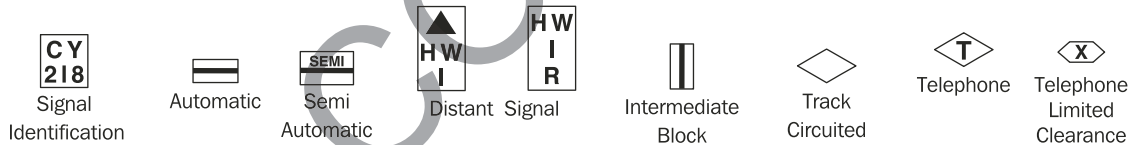
Stop Boards



Limit of Shunt Indicators

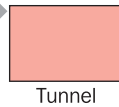
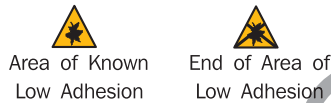
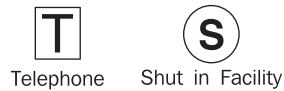
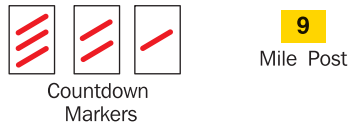
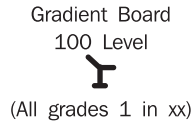
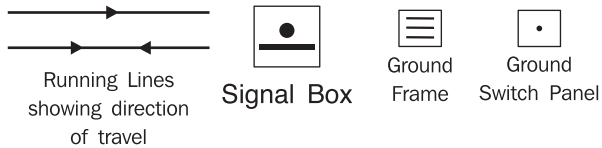


Signal Plates

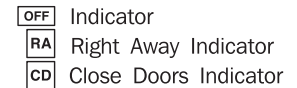
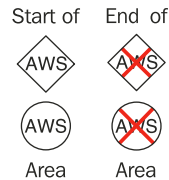


Legend

General Information



Permanent Speed Restrictions

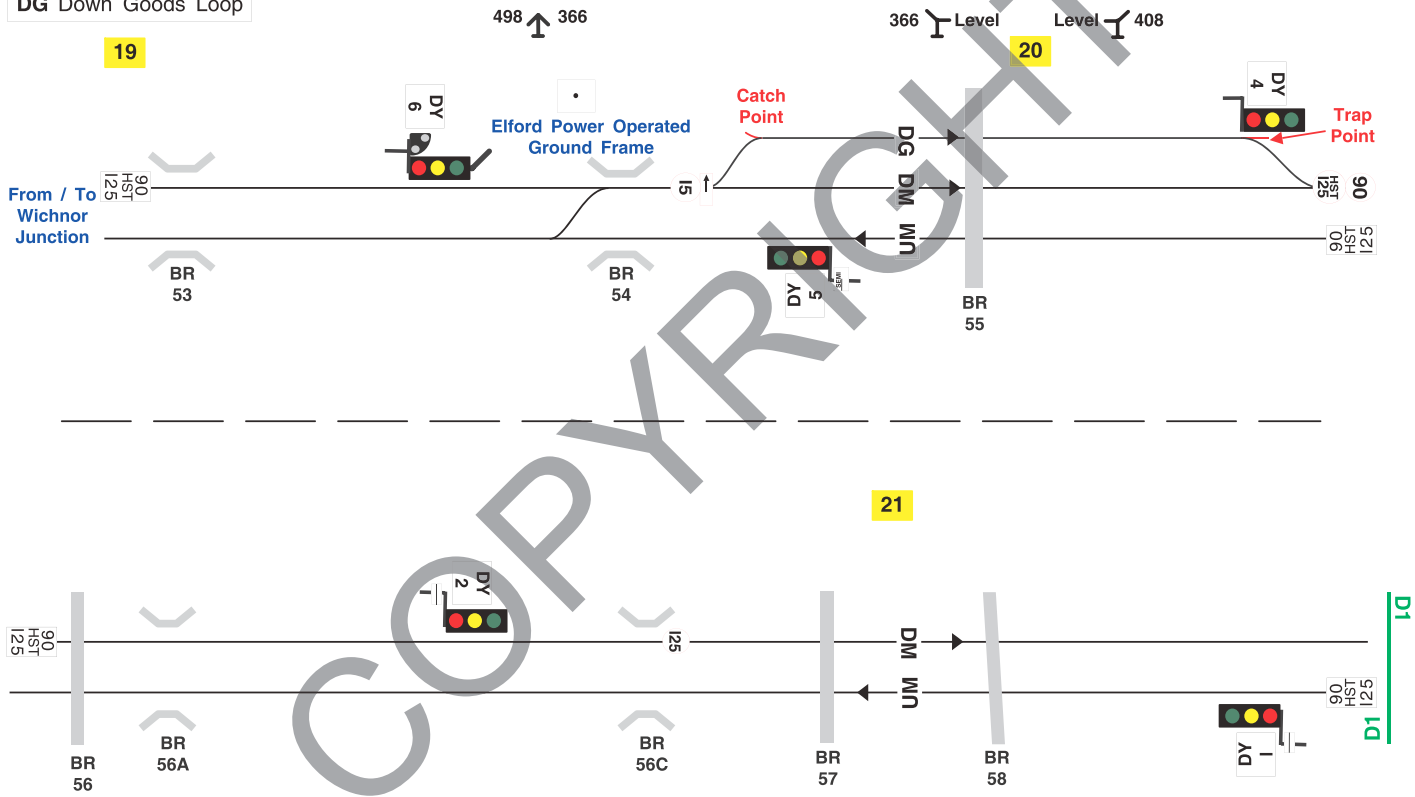


Derby Fringe
and
Water Orton

COPYRIGHT

DM Down Main
UM Up Main
DG Down Goods Loop

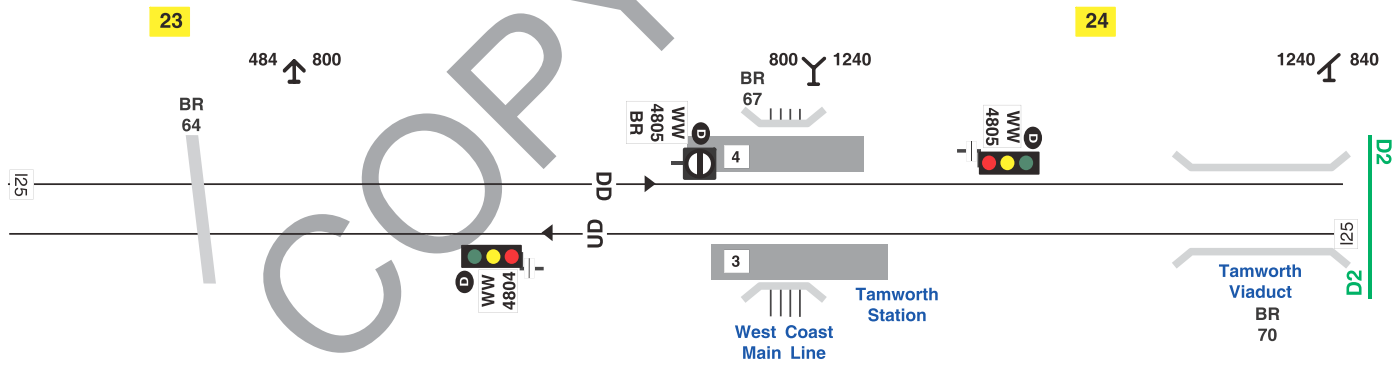
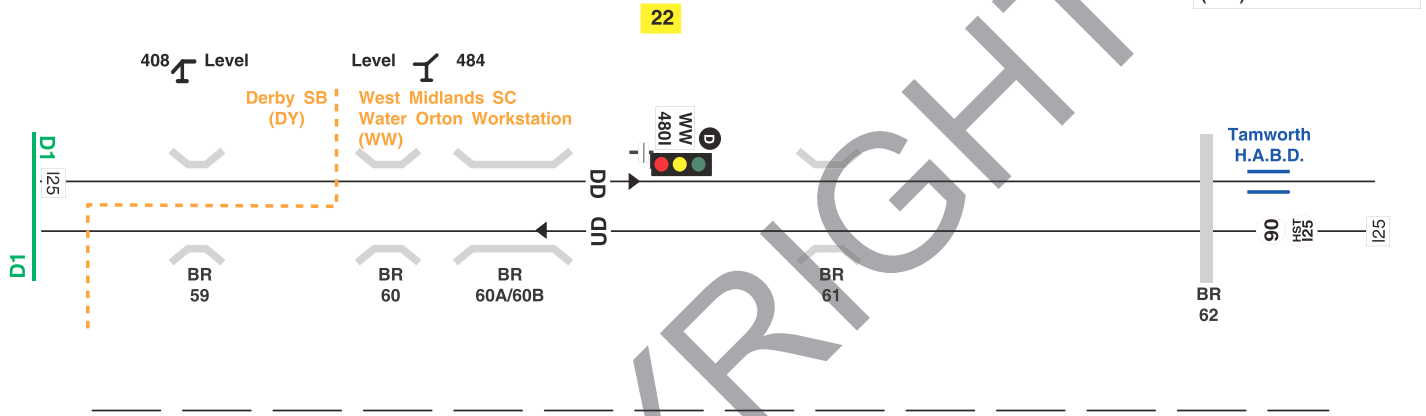
TCB
 Derby SB (DY) 



DD Down Derby
UD Up Derby

Note: **D** = LED Head Signal

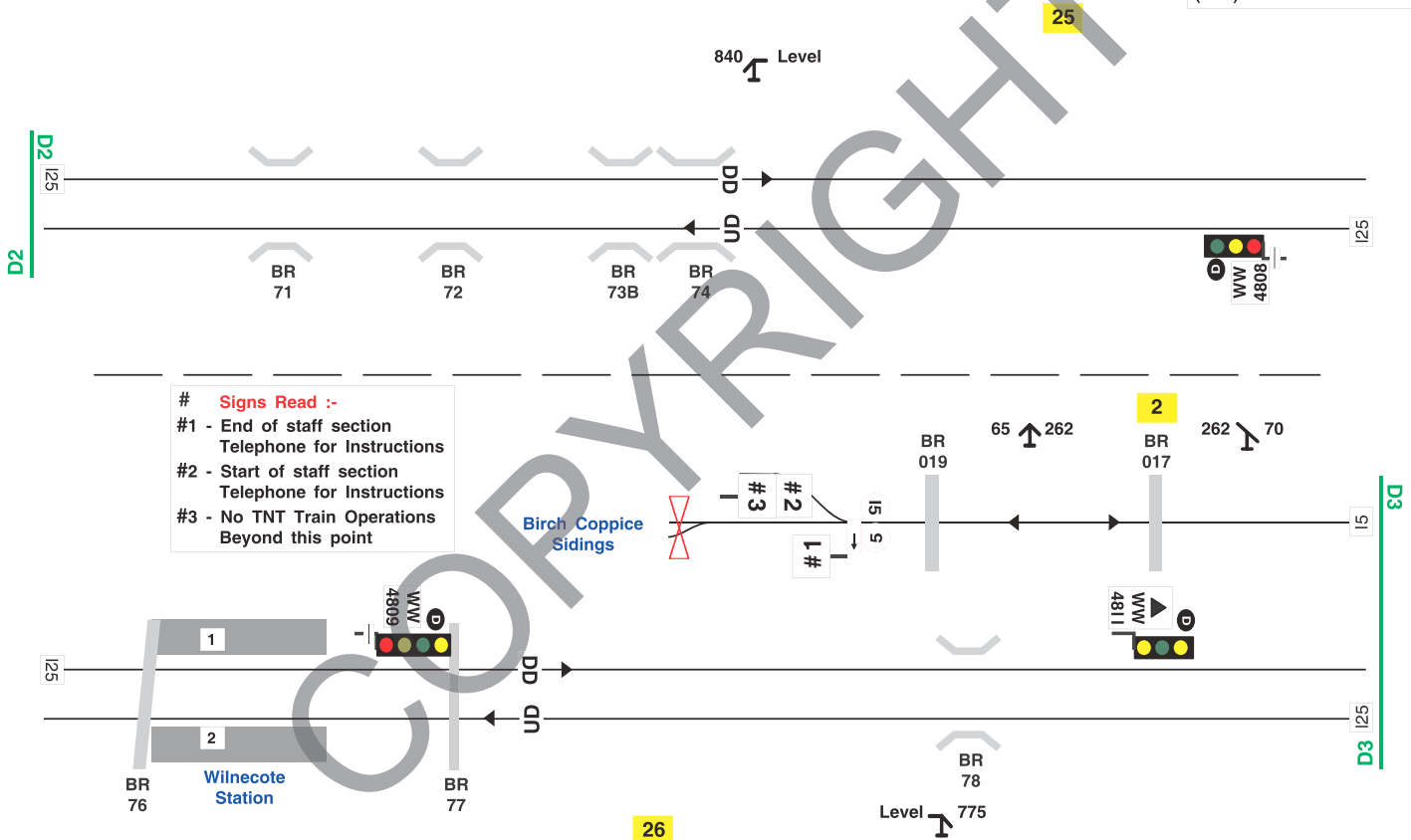
TCB
West Midlands S.C.
(WW)

DD Down Derby
UD Up Derby

Note: **D** = LED Head Signal

TCB
West Midlands S.C.
(WW)
NRN
061



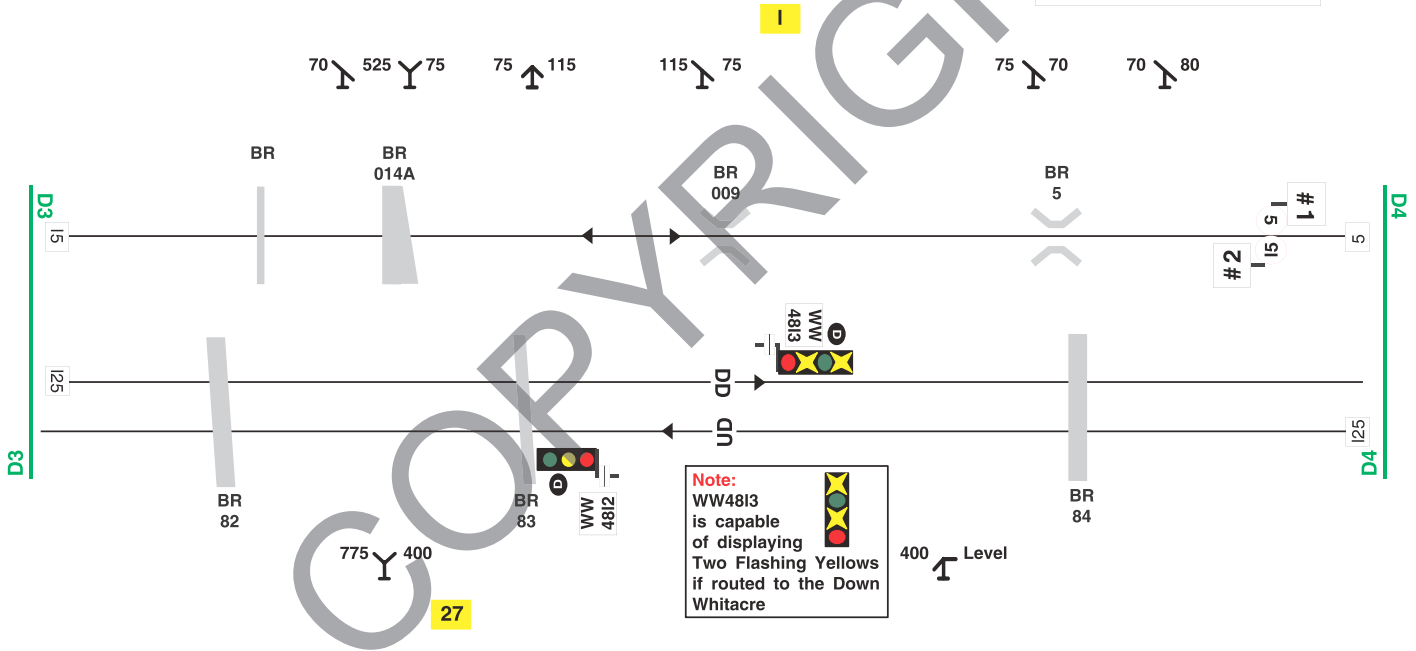
Signs Read :-
#1 - End of staff section
 Telephone for Instructions
#2 - Start of staff section
 Telephone for Instructions
#3 - No TNT Train Operations
 Beyond this point

DD Down Derby
UD Up Derby

Note: **D** = LED Head Signal

TCB
West Midlands S.C.
(WW)
NRN
061

Signs Read :-
#1 - End of staff section
Telephone for Instructions
#2 - Start of staff section
Telephone for Instructions



TCB
West Midlands S.C. (WW)
Kingsbury Shunt Frame (KY)



DD Down Derby
UD Up Derby

Note: **D** = LED Head Signal

* = See Table of Routes

Signs Read :-
Stop and Await Instructions



Kingsbury
Shunt Frame
(KY)

88 67

Kingsbury Oil
Terminal



Kingsbury Oil Siding 1

Kingsbury Oil Siding 2

Kingsbury Branch Siding 3

Kingsbury Branch Siding 2

Kingsbury Branch Siding 1



D5

D4

5

5

125

DD

DU

125

D5

BR
84A

Level
460

28

Note:
WW4815
is capable
of displaying
One Flashing Yellow
if routed to the
Down Whitacre



TCB
West Midlands S.C. (WW)
Kingsbury Shunt Frame (KY)

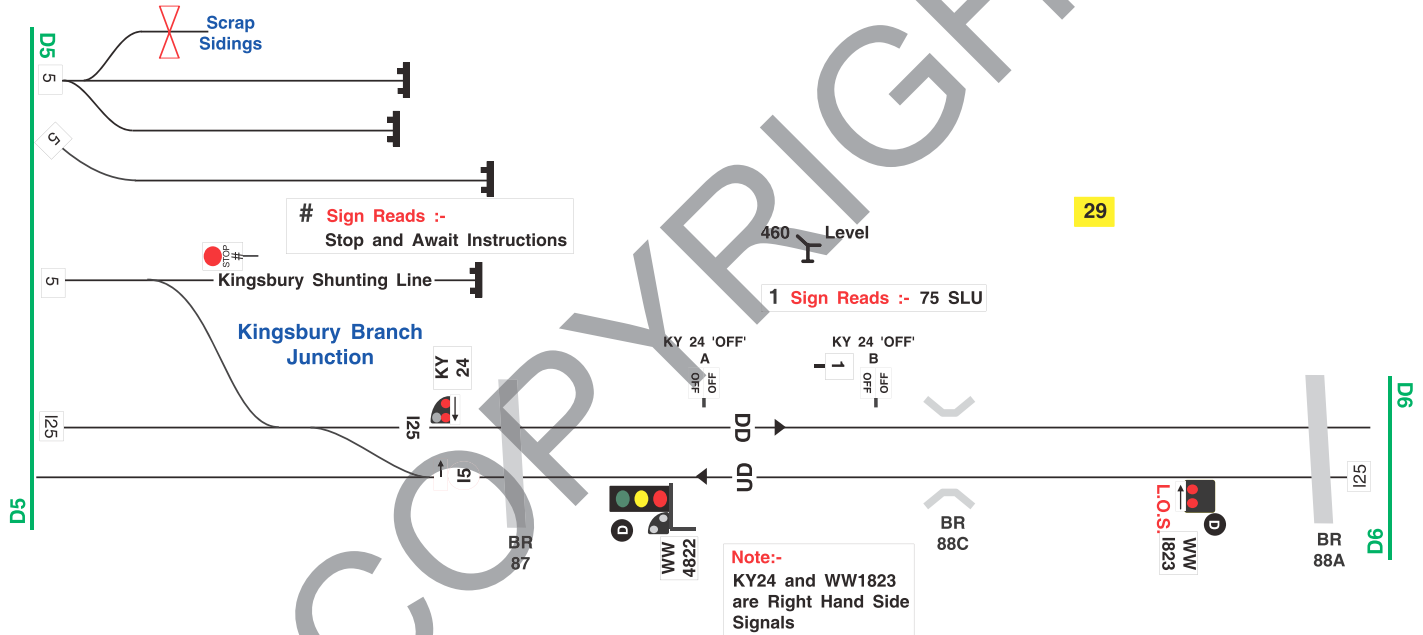


DD Down Derby
UD Up Derby

Note: **D** = LED Head Signal

0

29

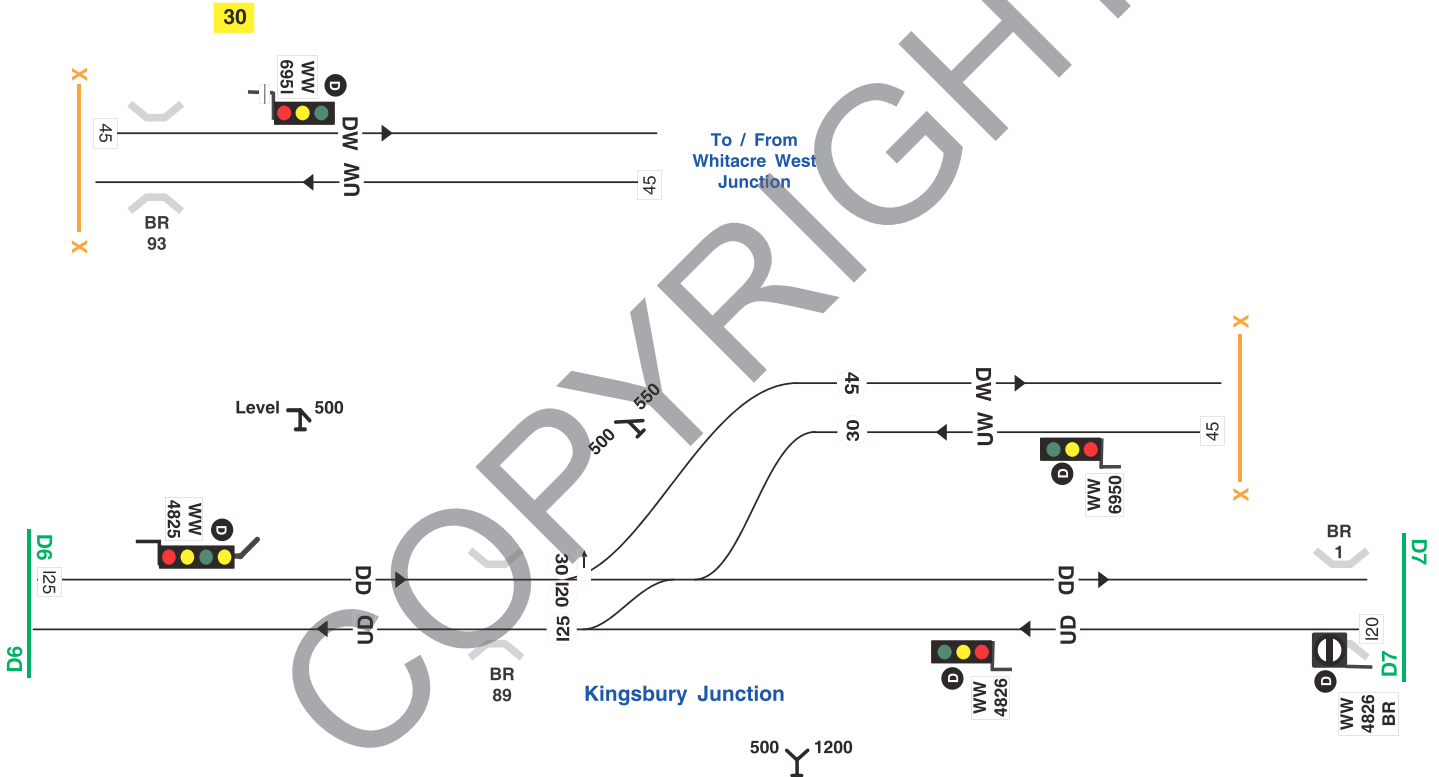


TCB
West Midlands S.C.
(WW)



Note: **D** = LED Head Signal

- DD Down Derby
- UD Up Derby
- DW Down Whitacre
- UW Up Whitacre

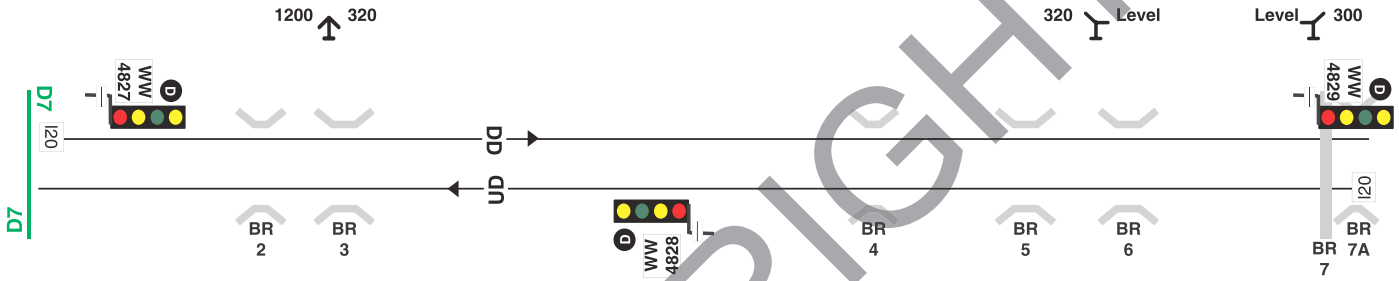


DD Down Derby
UD Up Derby

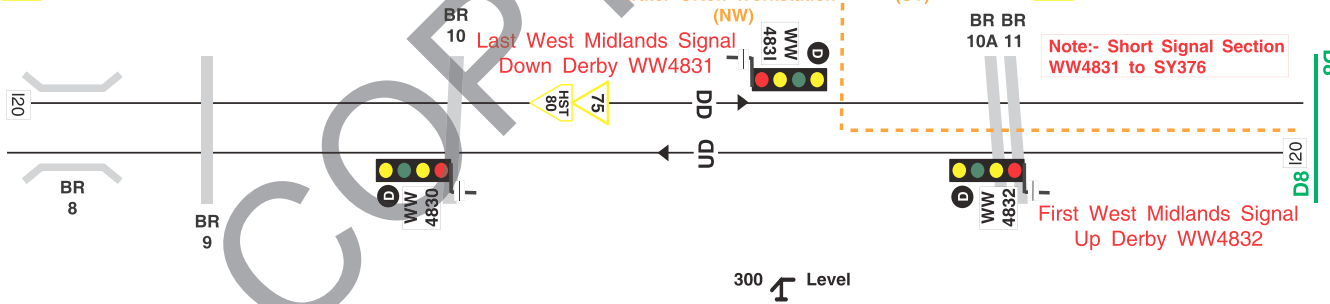
Note: **D** = LED Head Signal

TCB
West Midlands S.C.
(WW) 

30



31



Note:- Short Signal Section
WW4831 to SY376

First West Midlands Signal
Up Derby WW4832

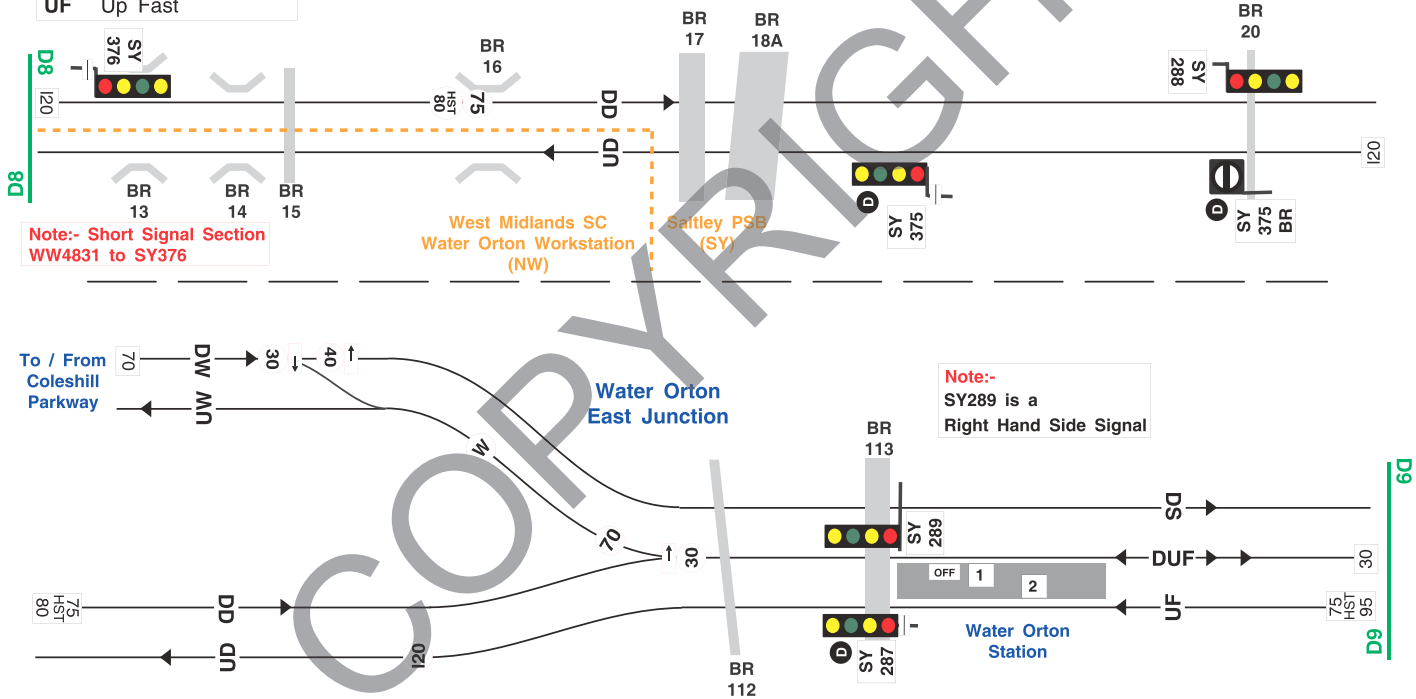
- DW Down Whitacre
- UW Up Whitacre
- DD Down Derby
- UD Up Derby
- DS Down Slow
- DUF Down and Up Fast
- UF Up Fast

Note: **D** = LED Head Signal

TCB
Sattley PSB
(SY)



33

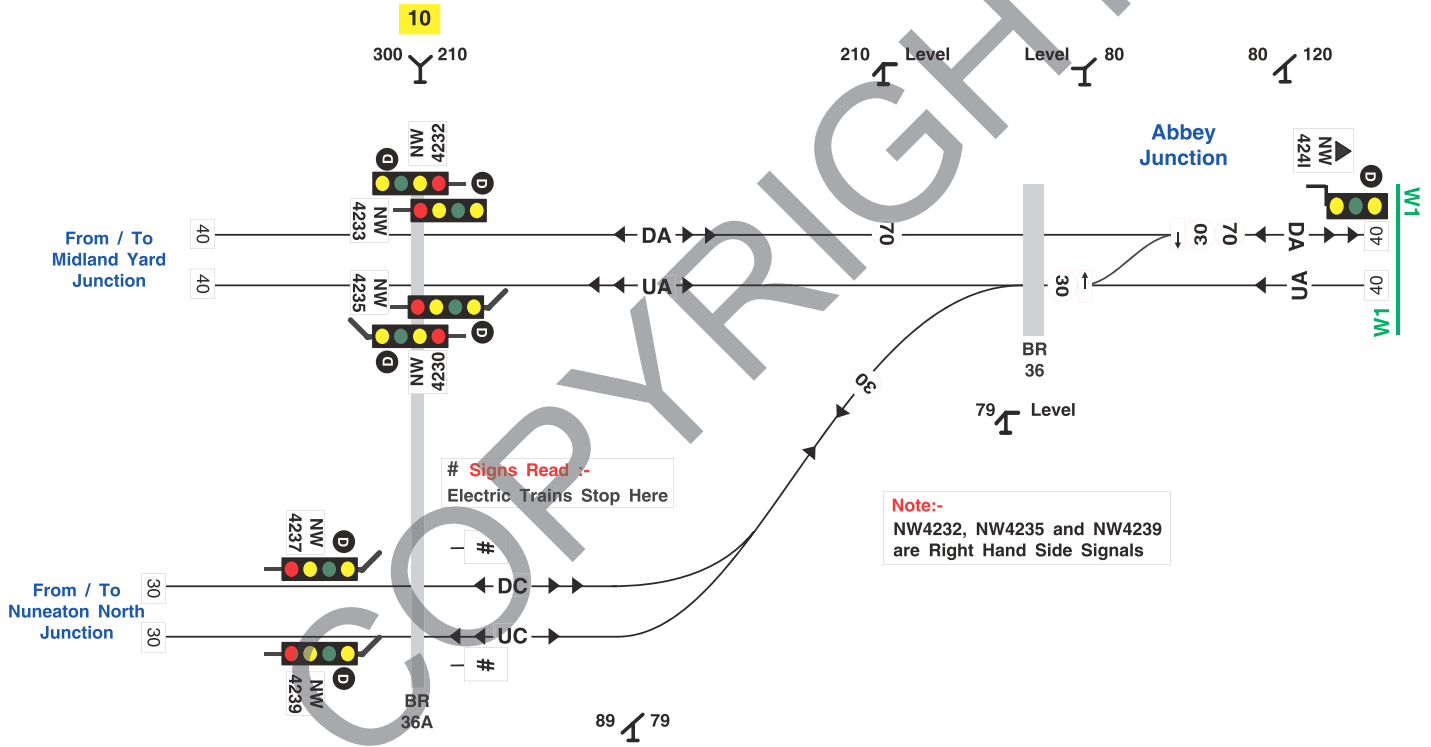


Nuneaton Fringe
and
Water Orton

COPYRIGHT

DA Down Arley
UA Up Arley
DC Down Nuneaton Chord
UC Up Nuneaton Chord

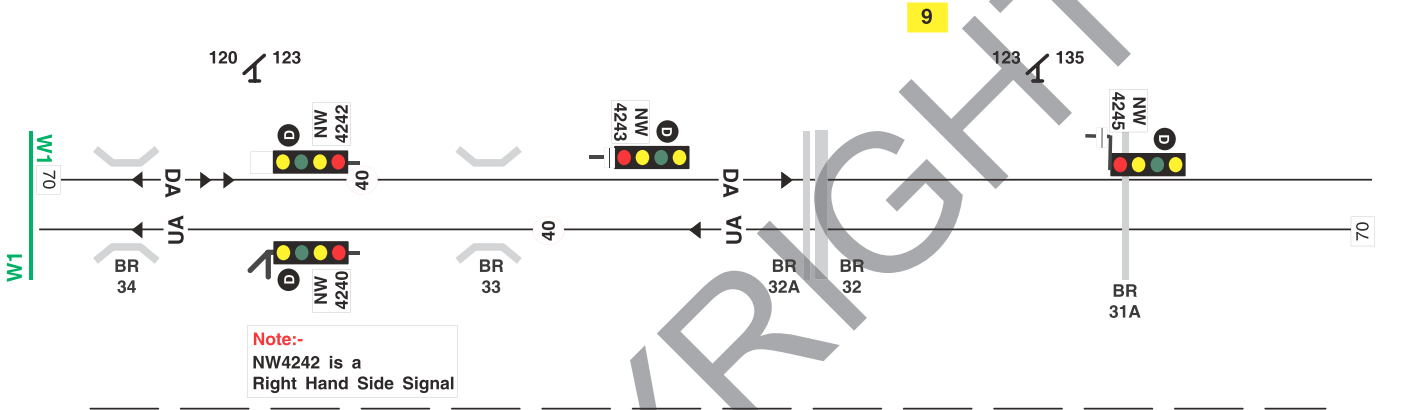
Note: **D** = LED Head Signal



DA Down Arley
UA Up Arley

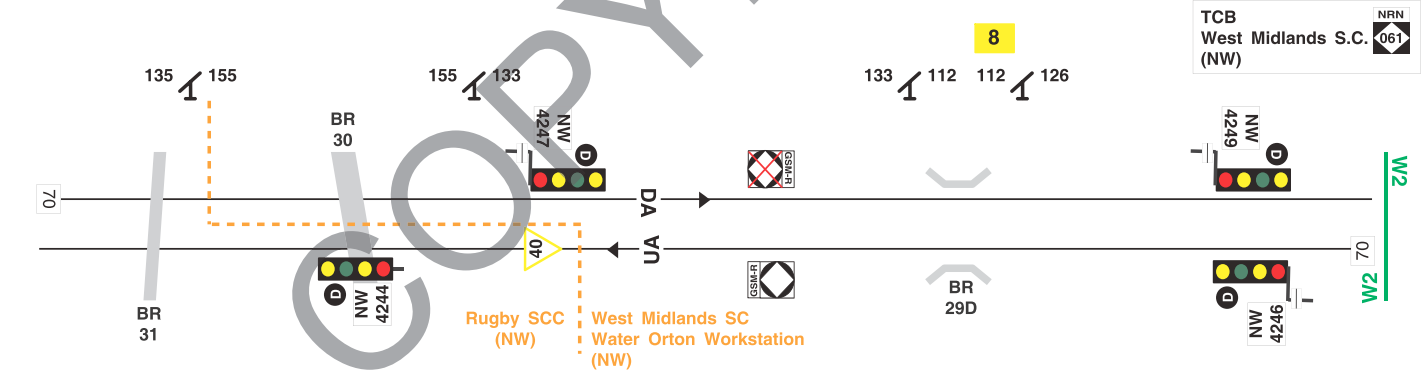
Note: **D** = LED Head Signal

TCB
Rugby S.C.C. (NW) 



Note:-
NW4242 is a
Right Hand Side Signal

TCB
West Midlands S.C. (NW) 



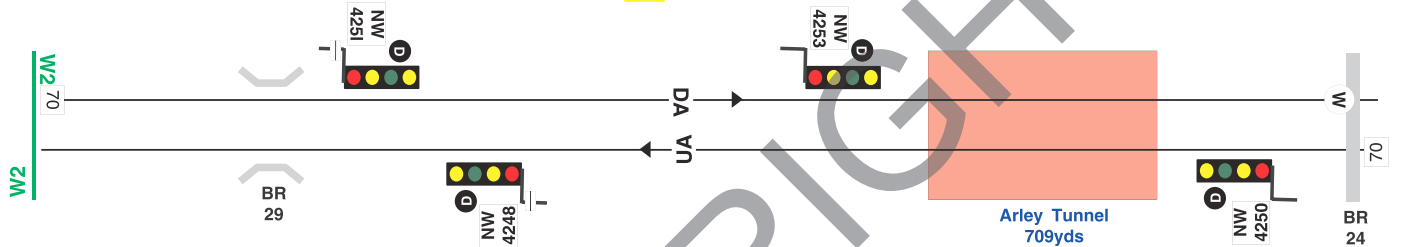
Rugby SCC (NW)
West Midlands SC
Water Orton Workstation (NW)

DA Down Arley
UA Up Arley

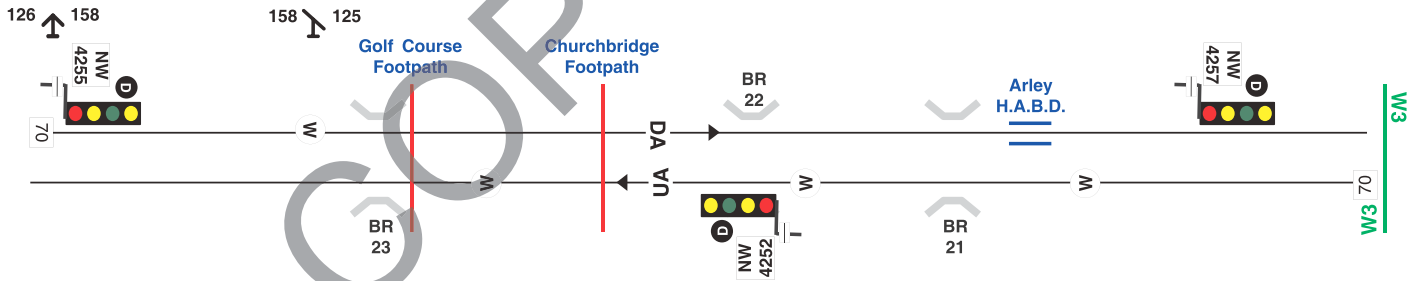
Note: **D** = LED Head Signal

TCB
West Midlands S.C.
(NW) 

7



6



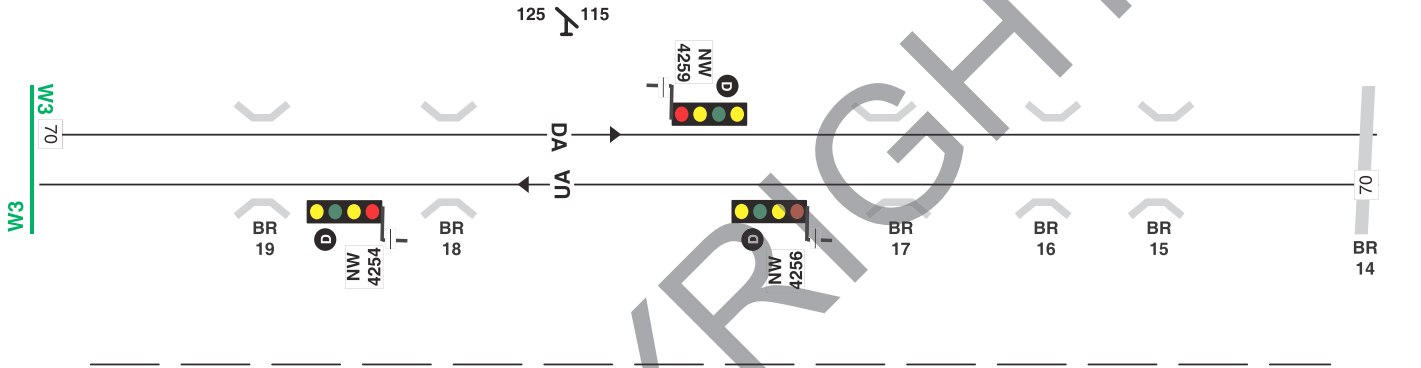
DA Down Arley
UA Up Arley

Note: **D** = LED Head Signal

TCB
West Midlands S.C.
(NW)

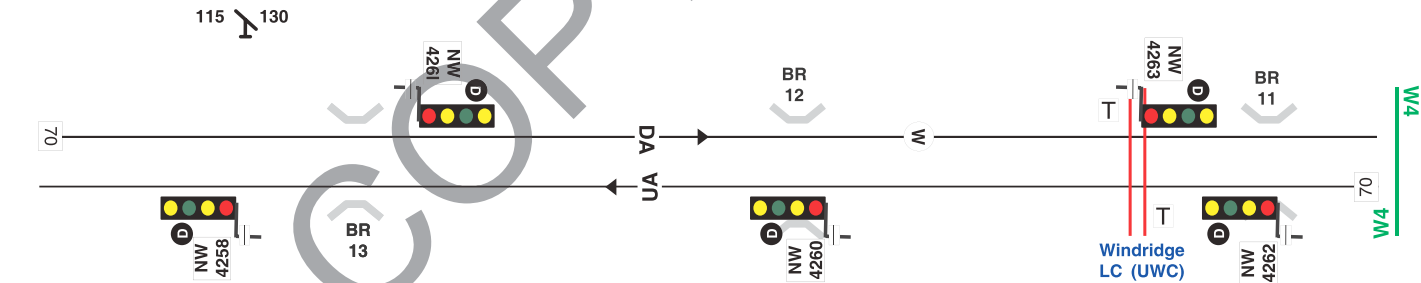


5



4

3

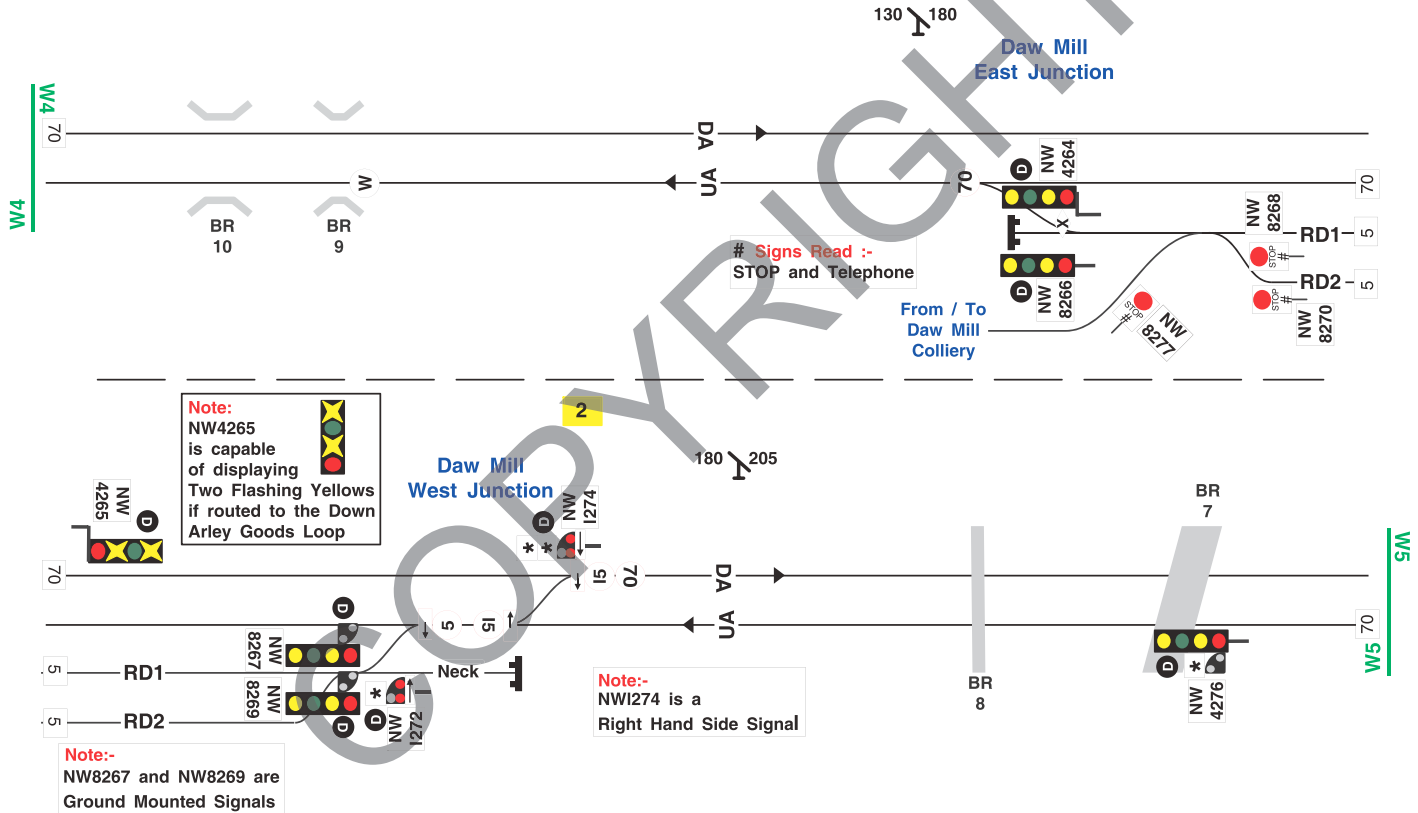


DA Down Arley
 UA Up Arley
 RD1 Daw Mill Reception / Departure Line 1
 RD2 Daw Mill Reception / Departure Line 2

Note: **D** = LED Head Signal

* = See Table of Routes

TCB
 West Midlands S.C.
 (NW)



Note:
 NW4265
 is capable
 of displaying
 Two Flashing Yellows
 if routed to the Down
 Arley Goods Loop

Note:-
 NW1274 is a
 Right Hand Side Signal

Note:-
 NW8267 and NW8269 are
 Ground Mounted Signals

DA Down Arley
 UA Up Arley
 DAL Down Arley Goods Loop

Note: **D** = LED Head Signal

* = See Table of Routes

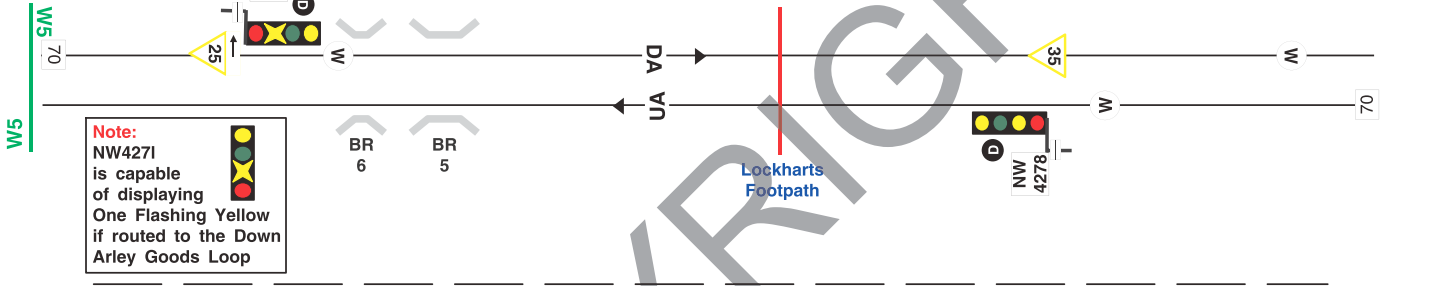
TCB
 West Midlands S.C.
 (NW)



1

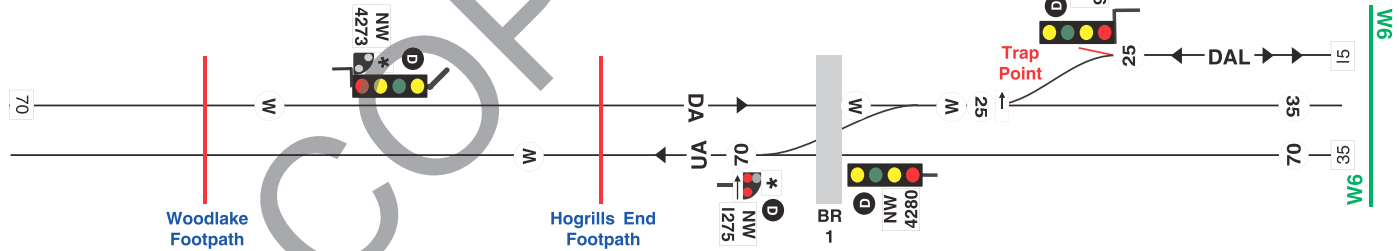
205 ↙ 350

350 ↘ 180



Note:-
 NW1275 and NW9282 are
 Right Hand Side Signals

Whitacre East
 Junction



DA Down Arley
 UA Up Arley
 DAL Down Arley Goods Loop
 DW Down Whitacre
 UW Up Whitacre

Note: **D** = LED Head Signal

* = See Table of Routes

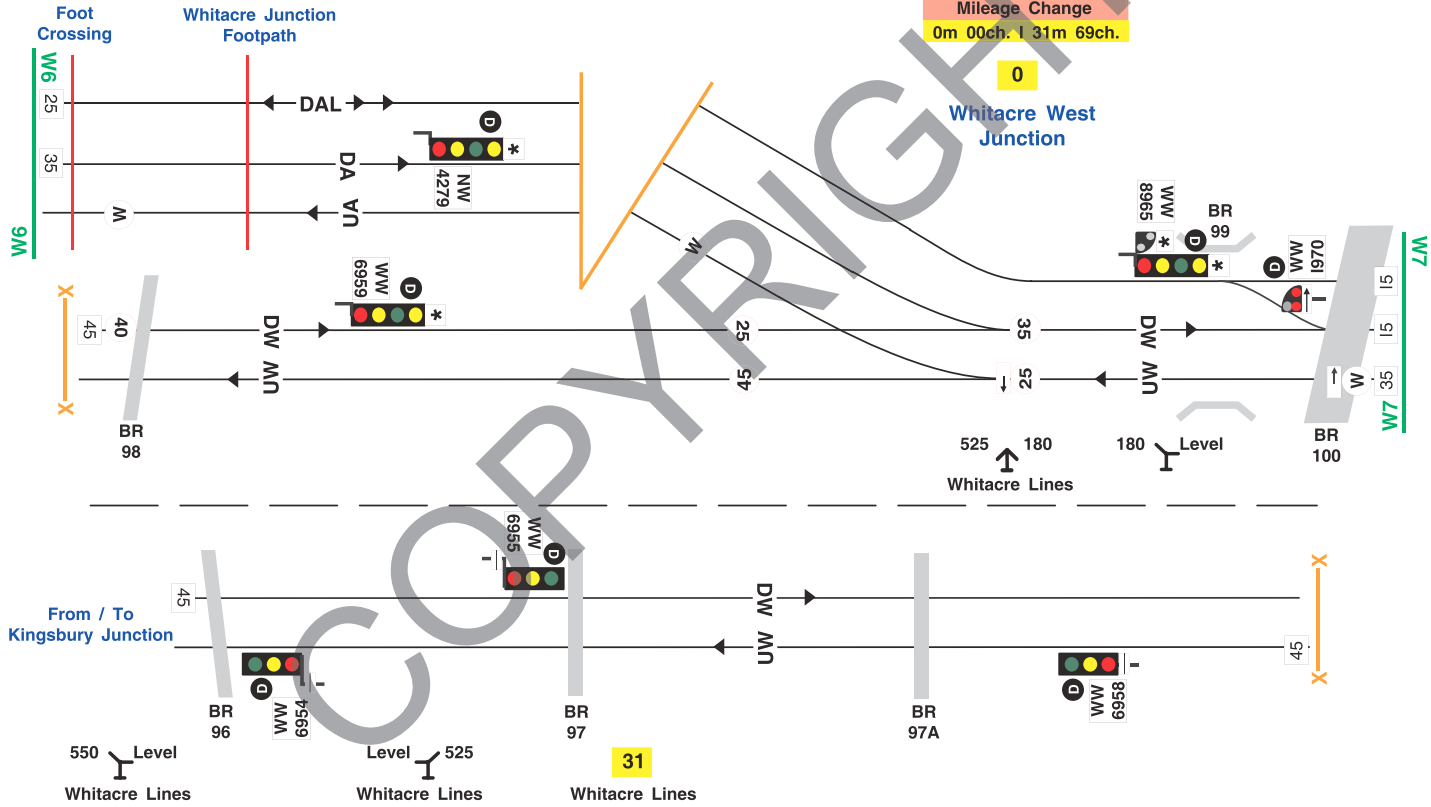
TCB
 West Midlands S.C.
 (NW) (WW)



Arley Lines
 Mileage Change
 0m 00ch. 1 31m 69ch.

0

Whitacre West Junction



31

TCB
West Midlands S.C. (WW)
Hams Hall SB (HH)

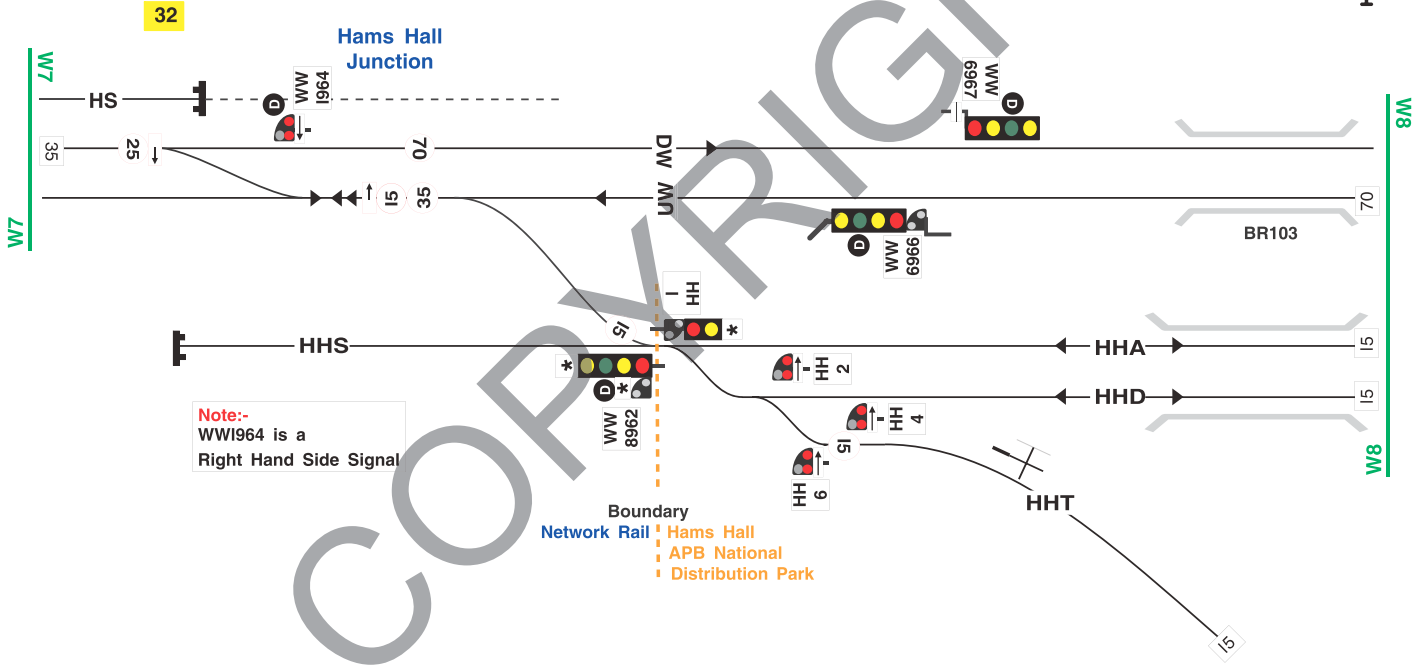


DW Down Whitacre
 UW Up Whitacre
 HS Down Arley Goods Loop Headshunt
 HHS Hams Hall Headshunt
 HHA Hams Hall East Arrival Line
 HDD Departure / Run Round Line
 HHT Hams Hall Transfer Line

Note:  = LED Head Signal

* = See Table of Routes

Level  735

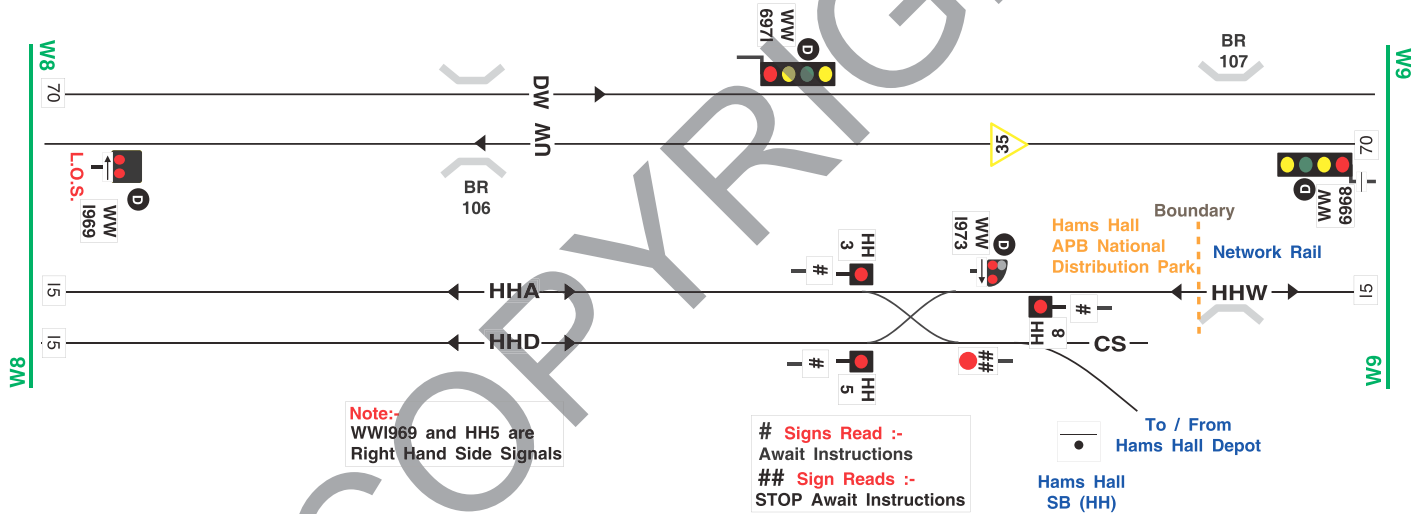


Note:-
WW1964 is a
Right Hand Side Signal

- DW** Down Whitacre
- UW** Up Whitacre
- HHA** Hams Hall East Arrival Line
- HHD** Departure / Run Round Line
- HHW** Hams Hall West Arrival Line
- CS** Cripple Siding

Note: **D** = LED Head Signal

TCB
 West Midlands S.C. (WW)
 Hams Hall SB (HH)

Note: WW1969 and HH5 are Right Hand Side Signals

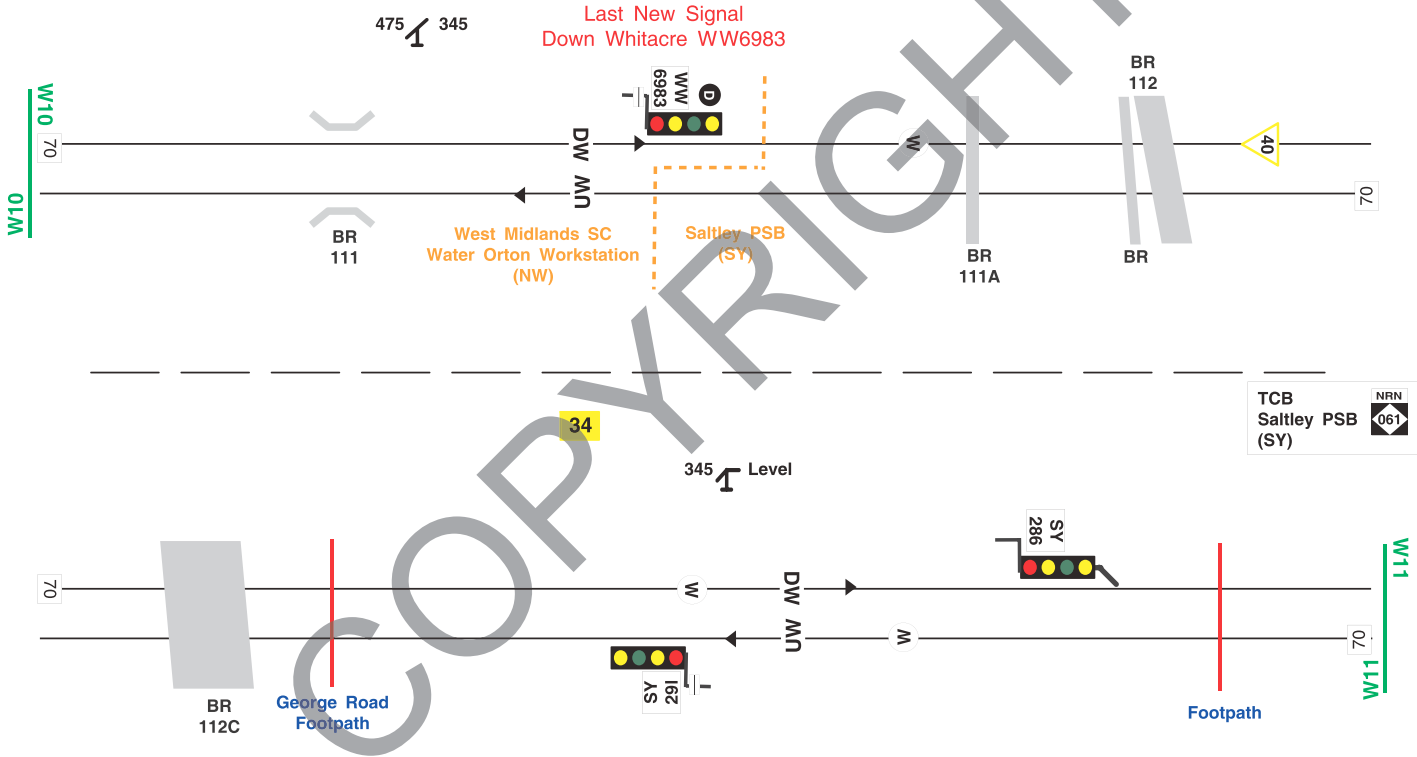
Signs Read :-
 Await Instructions
 ## Sign Reads :-
 STOP Await Instructions

To / From
 Hams Hall Depot
 Hams Hall SB (HH)

DW Down Whitacre
UW Up Whitacre

Note: **D** = LED Head Signal

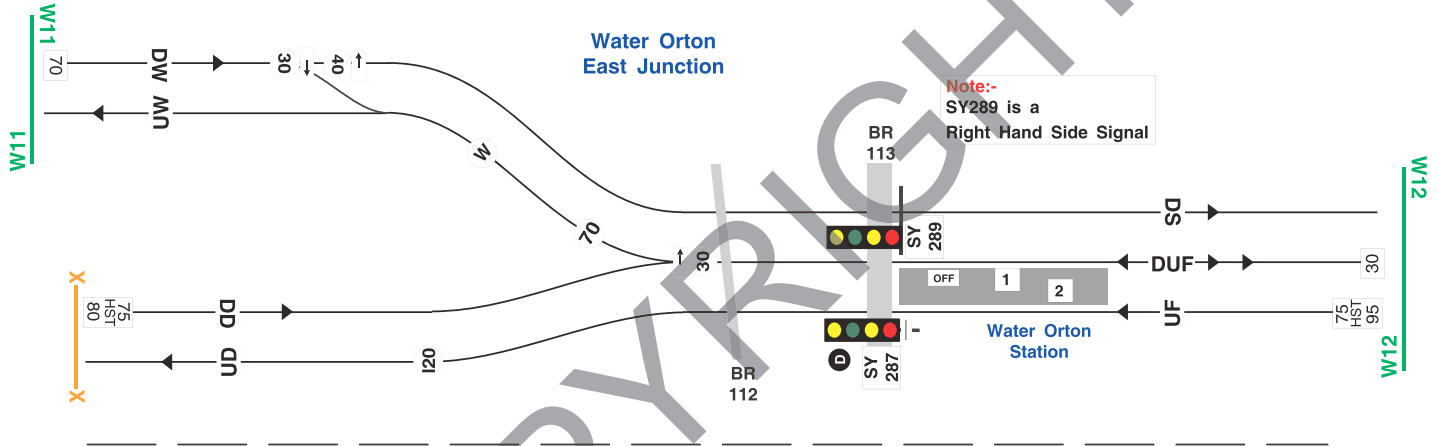
TCB
West Midlands S.C.
(WW) 



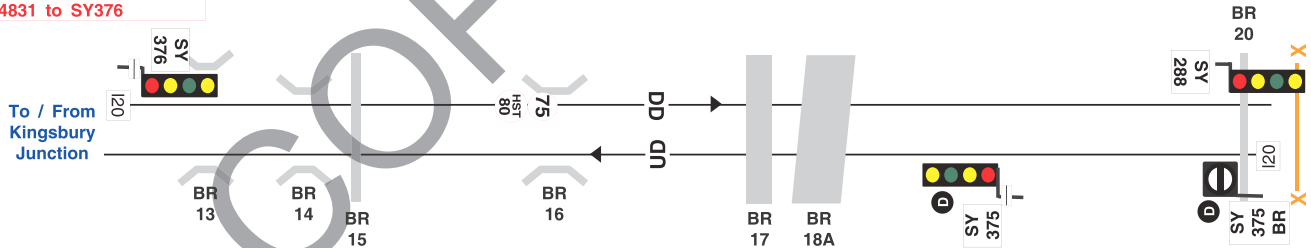
DW Down Whitacre **DS** Down Slow
UW Up Whitacre **DUF** Down and Up Fast
DD Down Derby **UF** Up Fast
UD Up Derby

Note: **D** = LED Head Signal

TCB
 Salltley PSB
 (SY) 



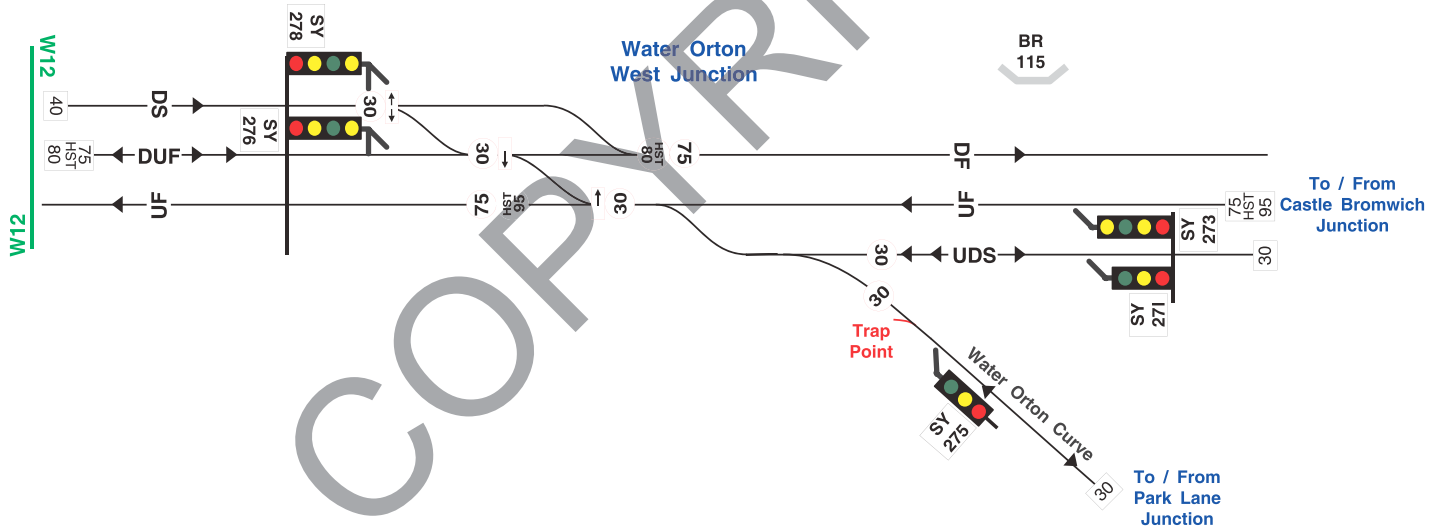
Note:- Short Signal Section
 WW4831 to SY376



TCB
Saltley PSB
(SY)



- DS** Down Slow
- DUF** Down and Up Fast
- UF** Up Fast
- DF** Down Fast
- UDS** Up and Down Slow



COPYRIGHT

Kingsbury
and
Whitacre

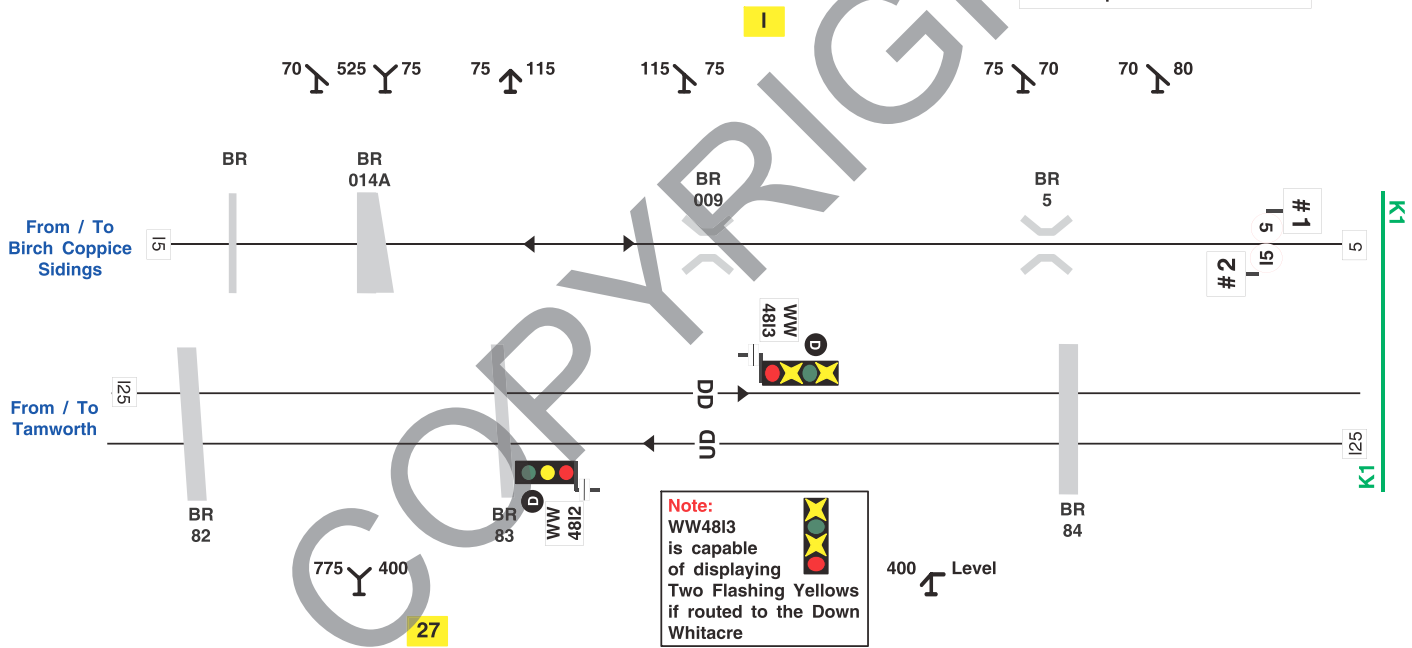
DD Down Derby
UD Up Derby

Note: **D** = LED Head Signal


TCB
 West Midlands S.C.
 (WW)



Signs Read :-
 #1 - End of staff section
 Telephone for Instructions
 #2 - Start of staff section
 Telephone for Instructions



Note:
 WW4813
 is capable
 of displaying
 Two Flashing Yellows
 if routed to the Down
 Whitacre



TCB
West Midlands S.C. (WW)
Kingsbury Shunt Frame (KY)



DD Down Derby
UD Up Derby

Note: = LED Head Signal

* = See Table of Routes

Signs Read :-
Stop and Await Instructions



Kingsbury
Shunt Frame
(KY)

88 67

Kingsbury Oil
Terminal



Kingsbury Oil Siding 1

Kingsbury Oil Siding 2

Kingsbury Branch Siding 3

Kingsbury Branch Siding 2

Kingsbury Branch Siding 1



K1

K2

5

5

125

125

BR
84A

Level 460

28



Note:
WW4815
is capable
of displaying
One Flashing Yellow
if routed to the
Down Whitacre



TCB
West Midlands S.C. (WW)
Kingsbury Shunt Frame (KY)

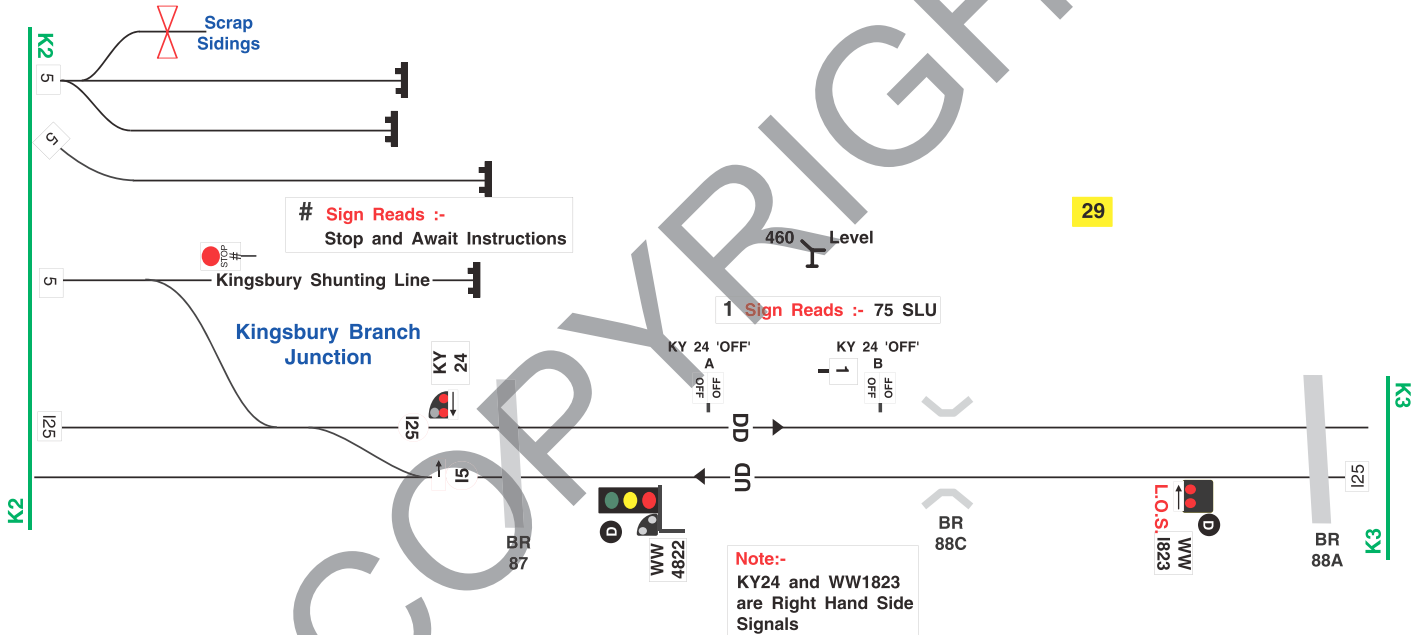


DD Down Derby
UD Up Derby

Note: **D** = LED Head Signal

0

29

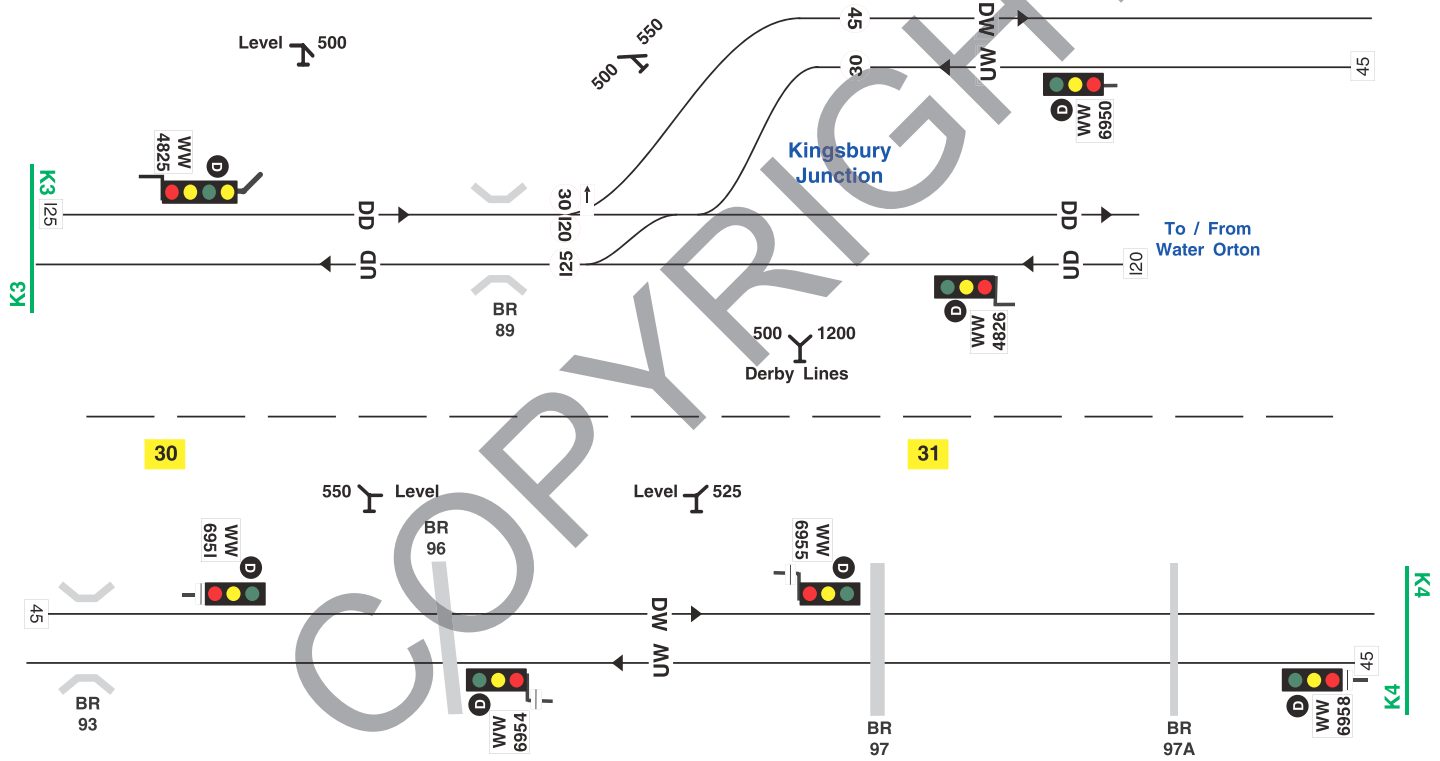


Note:-
KY24 and WW1823
are Right Hand Side
Signals

DD Down Derby
 UD Up Derby
 DW Down Whitacre
 UW Up Whitacre

Note: **D** = LED Head Signal

TCB
 West Midlands S.C.
 (WW)

- DA Down Arley
- UA Up Arley
- DAL Down Arley Goods Loop
- DW Down Whitacre
- UW Up Whitacre
- HS Down Arley Goods Loop Headshunt

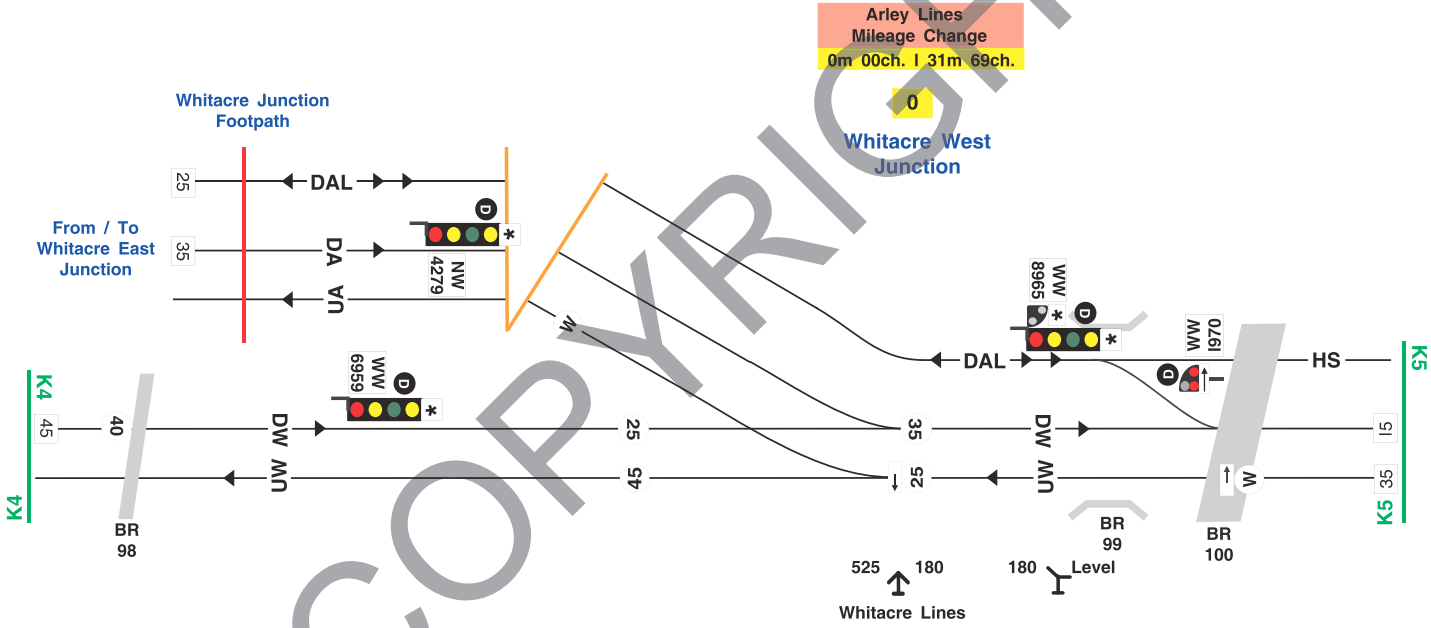
Note: **D** = LED Head Signal

* = See Table of Routes

TCB
West Midlands S.C. (NW)



Arley Lines
Mileage Change
0m 00ch. | 31m 69ch.



TCB
West Midlands S.C. (WW)
Hams Hall SB (HH)



DW Down Whitacre
 UW Up Whitacre
 HS Down Arley Goods Loop Headshunt
 HHS Hams Hall Headshunt
 HHA Hams Hall East Arrival Line
 HDD Departure / Run Round Line
 HHT Hams Hall Transfer Line

Note: **D** = LED Head Signal

* = See Table of Routes

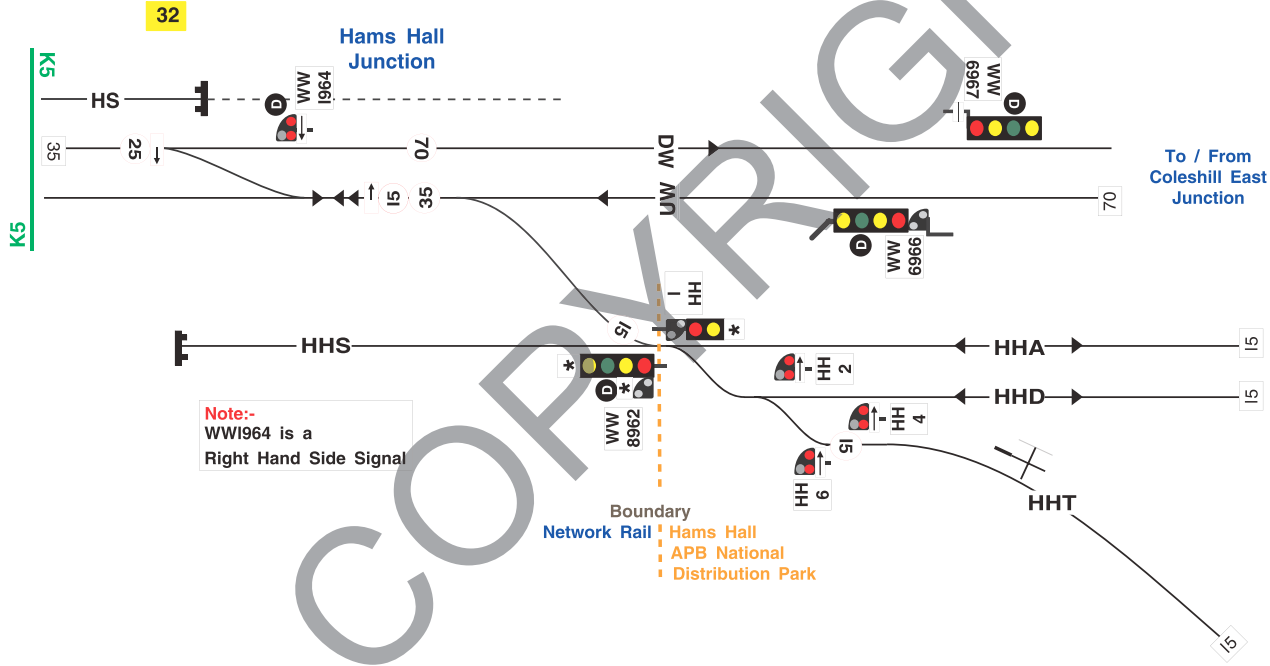


Table of Routes

The following lists of signal routes show all routes from

- signals from which there is more than one route
- signals which are capable of giving any route indications
- all position-light signals

'M' indicates a main aspect

'PL' indicates Position Light Shunt aspect

Items in the '**Route Indication Displayed**' column specify a route indicator display or an illuminated Junction Indicator position

Derby Fringe — Water Orton

Down Direction

Signal Number	Aspect	Route Indication Displayed	Route	Exit Signal
WW4825	M	Pos. 1	Down Whitacre	WW6951
	M	Nil	Down Derby	WW4872
KY20	M	Nil	Down Derby	WW4825
KY21	PL	SDG	Shunting Line	—
	PL	XU	Up Derby (LOS)	WW1823

Up Direction

Signal Number	Aspect	Route Indication Displayed	Route	Exit Signal
WW4822	M	Nil	Up Derby	WW4812
KY30	PL	Nil	Kingsbury Sidings	—
KY24	PL	Nil	Kingsbury Sidings	—

Nuneaton Fringe — Water Orton

Down Direction

Signal Number	Aspect	Route Indication Displayed	Route	Exit Signal
NW8267	M	Nil	Down Arley	NW4271
	PL	Nil	Neck	—
NW8269	M	Nil	Down Arley	NW4271
	PL	Nil	Neck	—
NW4273	M	Pos.1	Down Arley Goods Loop	WW8965
	PL	AL	Down Arley Goods Loop	WW8965
	M	Nil	Down Arley	NW4279
NW1275	PL	AL	Down Arley Goods Loop	WW8965
	PL	DA	Down Arley	NW4279
NW4279	M	D	Down Whitacre	WW6967
	M	H	Hams Hall	HH1
WW6959	M	D	Down Whitacre	WW6967
	M	H	Hams Hall	HH1

Signal Number	Aspect	Route Indication Displayed	Route	Exit Signal
WW8965	PL	HS	Down Arley Goods Loop Headshunt	—
	M	D	Down Whitacre	WW6967
	PL	XU	Up Whitacre (L.O.S.)	WW1969
HH1	M	H	Hams Hall	HH1
	M / PL	AL	Hams Hall East Arrival Line	HH3
	M / PL	DR	Departure / Run Round Line	HH5
	M / PL	TL	Hams Hall Transfer Line	HH7
WW1973	PL	Nil	Hams Hall West Arrival Line	WW9975
WW9977	M	Pos.1	Down Whitacre	WW6983

Nuneaton Fringe — Water Orton

Up Direction

Signal Number	Aspect	Route Indication Displayed	Route	Exit Signal
WW6974	M	Pos.1	Hams Hall West Arrival Line	HH8
	M	Nil	Up Whitacre	WW6968
WW1972	PL	HH	Hams Hall West Arrival Line	HH8
	PL	UW	Up Whitacre	WW6968
WW6966	M	Pos.1	Up Whitacre	WW6958
	M	Nil	Up Arley	NW4280
	PL	Nil	Down Arley Goods Loop	NW9282
HH2	PL	Nil	Hams Hall East Arrival	WW8962
HH4	PL	Nil	Hams Hall East Arrival	WW8962
HH6	PL	Nil	Hams Hall East Arrival	WW8962

Signal Number	Aspect	Route Indication Displayed	Route	Exit Signal
WW8962	PL	HS	Hams Hall Headshunt -	—
	M	W	Up Whitacre	WW6958
	M	A	Up Arley	NW4280
WW1964	PL	AL	Down Arley Goods Loop	NW9282
	PL	Nil	Down Arley Goods Loop	NW9282
WW1970	PL	Nil	Down Arley Goods Loop	NW9282
	PL	DM2	Daw Mill Rec./Dep. Line 2	NW8270
	PL	DM1	Daw Mill Rec./Dep. Line 1	NW8268
NW4276	M	Nil	Up Arley	NW4264
	PL	DM2	Daw Mill Rec./Dep. Line 2	NW8270
NW1272	PL	DM1	Daw Mill Rec./Dep. Line 1	NW8268
	PL	DM2	Daw Mill Rec./Dep. Line 2	NW8270
NW1274	PL	DM1	Daw Mill Rec./Dep. Line 1	NW8268
	PL	DM2	Daw Mill Rec./Dep. Line 2	NW8270
	PL	UA	Up Arley	NW4264

Kingsbury Junction — Whitacre Junction

Down Direction

Signal Number	Aspect	Route Indication Displayed	Route	Exit Signal
WW4825	M	Pos.1	Down Whitacre	WW6951
	M	Nil	Down Derby	WW4827
WW6959	M	D	Down Whitacre	WW6967
	M	H	Hams Hall	HH1

Up Direction

Signal Number	Aspect	Route Indication Displayed	Route	Exit Signal
WW6966	M	Pos.1	Up Whitacre	WW6958
	M	Nil	Up Arley	NW4280
WW8962	PL	Nil	Down Arley Goods Loop	NW9282
	PL	HS	Hams Hall Headshunt	—
	M	W	Up Whitacre	WW6958
	M	A	Up Arley	NW4280
	PL	AL	Down Arley Goods Loop	NW9282

COPYRIGHT

COPYRIGHT

Gioconda Limited Unit 10 Woodfalls Gravelly Ways
Laddingford Kent ME18 6DA

Telephone 01622 872512 email mail@gioconda.co.uk www.gioconda.co.uk