


Function: Level control for electrically conductive media such as Water, Chemical Compounds, Acids, Beverages, Sewage, etc. There are two ranges from which to select at the order stage. Between 500 and 10K Ohms, and, between 10K Ohms and 500K Ohms. The sensitivity of the BM906 can be user adjusted over the range selected by means of a potentiometer located behind the fascia label. When used with a multiple electrode the relay acts in a latching mode. The relay can be configured as a High or Low Trip, and, to operate in a Fail-Safe or Non Fail-Safe mode.

Options on the BM906 include: either a Fixed 5 Second Time Delay or a user adjustable Variable Time Delay of up to 10 Seconds.



INPUTS:

The input to the BM906 can be any single or multiple electrode conductivity level probe. Typically it is suitable for probes from the 81 series Noflote range. 81NEL, 81NEW, 81NEO, 81NEM, etc.

Conductivity Ranges
(Select one when ordering)

- 1) 500 to 10K Ohms
- or
- 2) 10K Ohms to 500K Ohms

Sensitivity is adjustable by means of a multi-turn potentiometer accessible once the front panel is removed.

For units used with a multiple electrode probe there are two potentiometers, one for each of the measuring electrodes.

Minimum sensitivity for the potentiometer is 500 ohms

OUTPUTS:

Relay Contact

One SPCO relay contact

When used with a multiple electrode probe the relay will have a latching action.

Contact Ratings

- 0.6A 125V AC
- 0.6A 110V DC
- 2A 30V DC

Switching Mode

Relay energises (non fail-safe) or de-energises (fail-safe) on rising (high) or falling (low) signal. The same principles apply when used with a latching action. Please specify when ordering required action.

Relay State Indication

- Bi-colour red/green LED
- Green = Stable State
- Red = Alarm State

SUPPLY:

Power Supplies

18 to 30 Volt AC or DC, or 10 to 15 Volt AC or DC with inverter to maintain output to power supply isolation

Power Required

2.5 Watts Maximum

RELAY SWITCHING OPTIONS

1) Fixed Time Delay

This option gives a fixed 5 second time delay between, a) detecting the liquid (high trip) or b) detecting the absence of liquid (low trip), and energising the relay if the same condition prevails.

2) Variable Time Delay

This option is as above only the time of the delay is customer variable between 0 and 10 seconds.

GENERAL:

Operating Temperature Range

0 to +45°C

Storage Temperature Range

-20 to +60°C

Operating Humidity Range

0 to 95% RH non-condensing

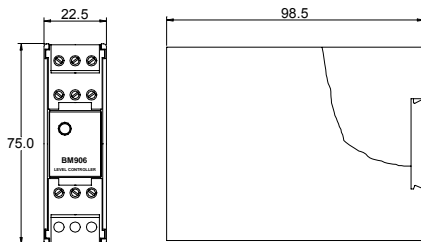
Storage Humidity Range

0 to 95% RH non-condensing

Weight

BM906 112 gms

MECHANICAL DETAILS



TERMINATION DETAILS

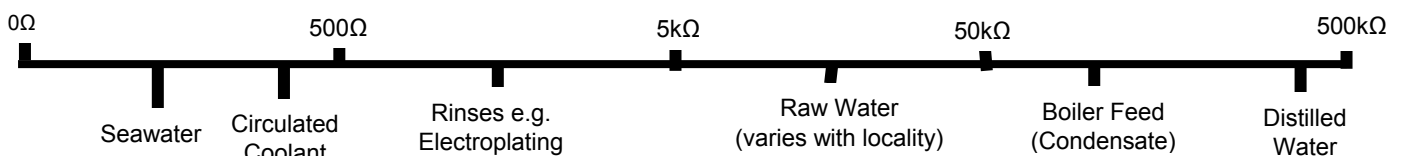
Terminal

- 1 Supply -ve
- 2 Supply +ve
- 3 Supply Earth
- 4 }
- 5 } Electrode Inputs as below
- 6 }

Terminal

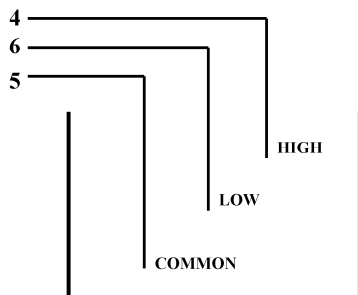
- 7 Unused
- 8 Unused
- 9 Unused
- 10 -----+ Normally Open
- 11 Relay Common
- 12 -----+ Normally Closed

Typical Resistance Ranges

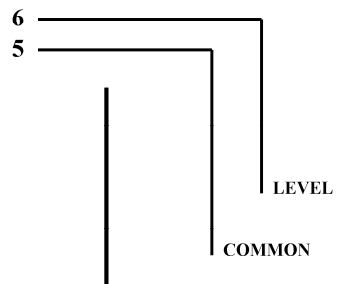


BM906 Electrode Connections Details

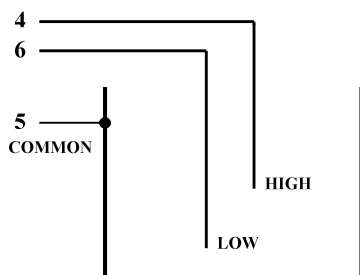
3 Electrodes - Insulated Tank



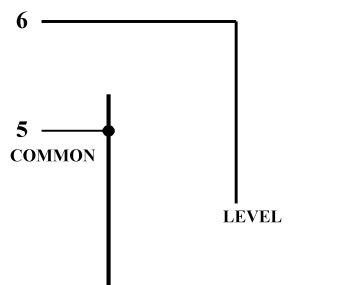
2 Electrodes - Insulated Tank



2 Electrodes - Conductive Tank



Electrode - Conductive Tank



BM906 ORDERING DETAILS

- Give identification code, i.e. BM906
- Give power supply voltage, i.e. 24 Volt DC
- Specify Conductivity Range required, i.e. 0 to 10K Ohms
- Specify if for use with single or multiple electrode probe

- Specify Trip Action required, i.e. High Fail Safe

Specify one of the following options (if required):

- Variable Time Delay, or
- Fixed 5 Second Time Delay

