

NACE COMPLIANT FLOSERTS

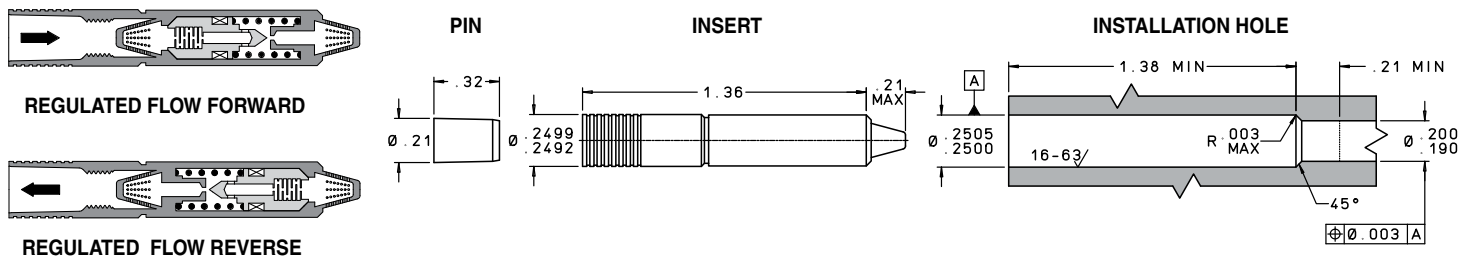
The Lee Company introduces a new line of Lee Flosert® flow regulating valves, specifically designed for the harsh duty applications found in the oil tool industry. They are constructed entirely of corrosion-resistant materials that are compliant with NACE specification MR0175/ISO 15156. The Lee NACE Compliant Flosert provides a constant flow rate over a wide range of differential pressures up to 8,000 psid.

Lee NACE Compliant Floserts are available in regulated flow forward and regulated flow reverse directions, with regulated flow rates available from .01 to 5 GPM. Sizes range from .250" to .500" in diameter. Each Lee Flosert is 100% tested and inspected to ensure reliable, consistent performance, eliminating the need for additional in-house testing.

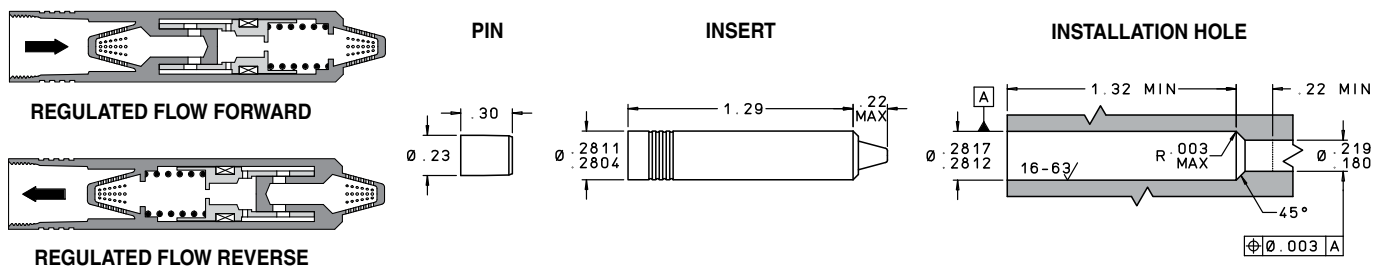
- All Valve Materials Compliant with NACE MR0175/ISO 15156
- Regulated Flow Rates from .01 to 5 GPM
- 8,000 psid Maximum Working Pressure
- 100% Tested and Inspected



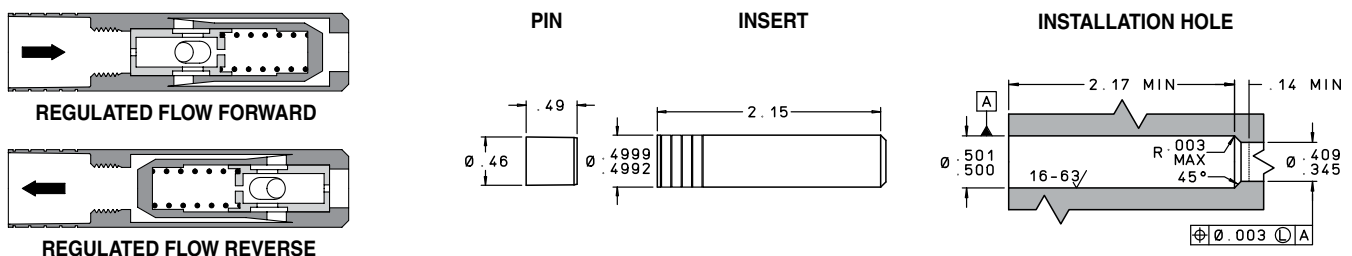
.250 Flosert



.281 Flosert



.500 Flosert



Ø.250 Flosert	LEE PART NUMBER		Regulated Flow MIL-PRF-83282 (at 85± 15°F)	Flow Regulation Range (psi)		Nominal Lohm Rate Non Regulating Flow Direction	Flow Tolerance	
	Forward	Reverse		Flow (GPM)	ΔP min.		ΔP max.	Regulated Flow Tolerance from Minimum - 5000 psid
	FLFA2507801L	FLRA2507801L	0.01		500	8000	35 000	±15%
FLFA2507802L	FLRA2507802L	0.02	500	8000	17 000	±15%	±20%	
FLFA2507803L	FLRA2507803L	0.03	500	8000	12 000	±15%	±20%	
FLFA2507804L	FLRA2507804L	0.04	500	8000	8600	±15%	±20%	
FLFA2507805L	FLRA2507805L	0.05	500	8000	6900	±15%	±20%	
FLFA2507806L	FLRA2507806L	0.06	500	8000	5800	±15%	±20%	
FLFA2507807L	FLRA2507807L	0.07	500	8000	4900	±15%	±20%	
FLFA2507808L	FLRA2507808L	0.08	500	8000	4300	±15%	±20%	
FLFA2507809L	FLRA2507809L	0.09	500	8000	3800	±15%	±20%	
FLFA2507810L	FLRA2507810L	0.10	500	8000	3500	±15%	±20%	

Ø.281 Flosert	LEE PART NUMBER		Regulated Flow MIL-PRF-83282 (at 85± 15°F)	Flow Regulation Range (psi)		Nominal Lohm Rate Non Regulating Flow Direction	Flow Tolerance	
	Forward	Reverse		Flow (GPM)	ΔP min.		ΔP max.	Regulated Flow Tolerance from Minimum - 5000 psid
	FLFA2816820L	FLRA2816820L	0.2		200	8000	850	±15%
FLFA2816830L	FLRA2816830L	0.3	200	8000	680	±15%	±20%	
FLFA2816840L	FLRA2816840L	0.4	200	8000	550	±10%	±15%	
FLFA2816850L	FLRA2816850L	0.5	200	8000	490	±10%	±15%	
FLFA2816860L	FLRA2816860L	0.6	200	8000	430	±10%	±15%	
FLFA2816870L	FLRA2816870L	0.7	200	8000	380	±10%	±15%	
FLFA2816880L	FLRA2816880L	0.8	200	8000	340	±10%	±15%	
FLFA2816890L	FLRA2816890L	0.9	200	8000	300	±10%	±15%	
FLFA2816810D	FLRA2816810D	1.0	200	8000	280	±10%	±15%	
FLFA2816811D	FLRA2816811D	1.1	200	8000	280	±10%	±15%	
FLFA2816812D	FLRA2816812D	1.2	200	8000	250	±10%	±15%	

Ø.500 Flosert	LEE PART NUMBER		Regulated Flow MIL-PRF-83282 (at 85± 15°F)	Flow Regulation Range (psi)		Nominal Lohm Rate Non Regulating Flow Direction	Flow Tolerance	
	Forward	Reverse		Flow (GPM)	ΔP min.		ΔP max.	Regulated Flow Tolerance from Minimum - 5000 psid
	FLFA5005813D	FLRA5005813D	1.3		200	8000	200	±10%
FLFA5005814D	FLRA5005814D	1.4	200	8000	190	±10%	±15%	
FLFA5005815D	FLRA5005815D	1.5	200	8000	170	±10%	±15%	
FLFA5005820D	FLRA5005820D	2.0	200	8000	140	±10%	±15%	
FLFA5005825D	FLRA5005825D	2.5	200	8000	120	±10%	±15%	
FLFA5005830D	FLRA5005830D	3.0	200	8000	100	±10%	±15%	
FLFA5005835D	FLRA5005835D	3.5	200	8000	90	±10%	±15%	
FLFA5005840D	FLRA5005840D	4.0	200	8000	90	±10%	±15%	
FLFA5005845D	FLRA5005845D	4.5	200	8000	80	±10%	±15%	
FLFA5005850D	FLRA5005850D	5.0	200	8000	80	±10%	±15%	

Valve Size	Physical Information		Installation and Extraction	
	Nominal Screen Hole Size	Nominal Weight	Tool Set Part No.	Replacement Pin Part No.
Ø.250	0.008"	6 grams	CUTA2500306C	FLFX0512880B
Ø.281	0.015"	8 grams	CUTA2810114C	PRRX0549720B
Ø.500	—	40 grams	CUTA5000206C	CHFA5000353A

Materials
MP35N
Elgiloy
316L
GFP
PTFE