

PEEK HI-BAR® FLANGE MOUNT SAFETY SCREENS

The Lee Company now offers a complete line of flange mount, HI-BAR® Safety Screens made entirely from PEEK (Poly-EtherEtherKetone), a high performance engineering thermoplastic with excellent chemical resistance and superior mechanical properties. These lightweight, high strength polymer screens feature robust, single piece construction that can withstand pressure differentials up to 1000 psid without rupture.

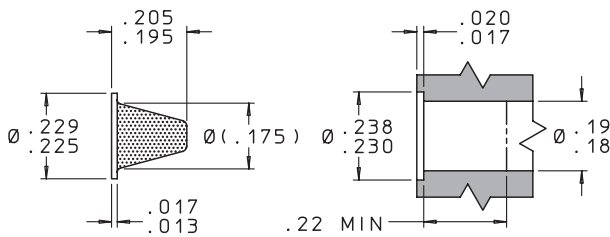
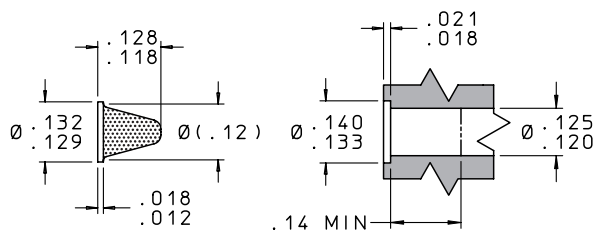
In addition to being chemically inert, these screens feature an easily flushable, non-depth style filter design which is ideal for many applications in the medical industry. Also, with PEEK's ability to maintain its superior strength and dimensional stability at elevated temperatures, these screens are suitable for the demanding requirements and hostile environments that can be found in aerospace, marine and oil industry applications.

- Rugged, One Piece Design Made Entirely of PEEK
- Lightweight Polymer Design With Excellent Corrosion Resistance
- Burst/Collapse Pressure: 350 psid to 1000 psid
- 42 Standard Versions for Design Flexibility
- Hole Sizes From 0.003" to 0.020"
- Custom Designs Available



These PEEK HI-BAR Safety Screens are available in 6 different flange sizes ranging from 0.130" to 0.670" in diameter, and 7 different hole sizes ranging from 0.003" to 0.020" in diameter. All Lee Safety Screens are precision cleaned and packaged before

shipment. Special designs are available upon request. Contact your local Lee Sales Engineer for additional information or technical assistance.



130 FLANGE MOUNT SCREEN

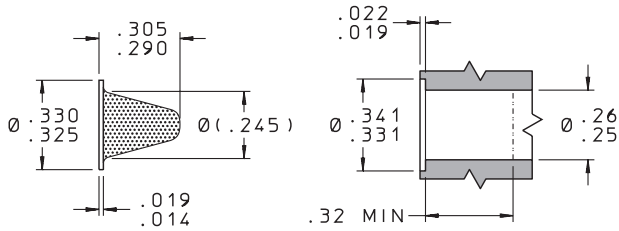
LEE PART NUMBER	HOLE SIZE (in.)	HOLE SIZE (µm)	OPEN AREA (in. ²)	TOTAL AREA (in. ²)	NUMBER OF HOLES	BURST / COLLAPSE PRESSURE (psid min.)	Rob** NUMBER	LOHM* RATE (nom.)
FSHF1304007A	0.003	75	0.002	0.02	370	1000	0.14	350
FSHF1304010A	0.004	100	0.003	0.02	200	1000	0.2	350
FSHF1304015A	0.006	150	0.003	0.02	110	1000	0.6	350
FSHF1304020A	0.008	200	0.003	0.02	45	1000	0.8	300
FSHF1304025A	0.010	250	0.003	0.02	40	1000	1.8	300
FSHF1304040A	0.015	380	0.004	0.02	25	1000	7.3	250
FSHF1304050A	0.020	500	0.005	0.02	14	1000	16.7	200

230 FLANGE MOUNT SCREEN

LEE PART NUMBER	HOLE SIZE (in.)	HOLE SIZE (µm)	OPEN AREA (in. ²)	TOTAL AREA (in. ²)	NUMBER OF HOLES	BURST / COLLAPSE PRESSURE (psid min.)	Rob** NUMBER	LOHM* RATE (nom.)
FSHF2304007A	0.003	75	0.007	0.06	990	800	0.4	120
FSHF2304010A	0.004	100	0.009	0.06	715	800	0.7	95
FSHF2304015A	0.006	150	0.010	0.06	350	800	1.8	95
FSHF2304020A	0.008	200	0.010	0.06	200	800	3.4	95
FSHF2304025A	0.010	250	0.010	0.06	130	800	6.0	95
FSHF2304040A	0.015	380	0.013	0.06	70	800	20	90
FSHF2304050A	0.020	500	0.013	0.06	42	800	49	90

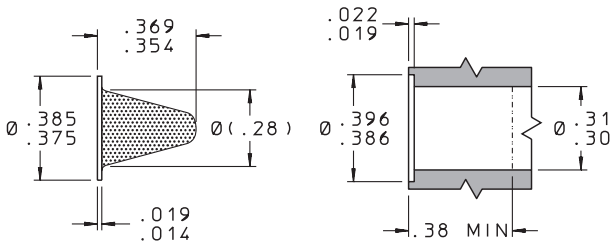
PEEK HI-BAR® FLANGE MOUNT SAFETY SCREENS

330 FLANGE MOUNT SCREEN



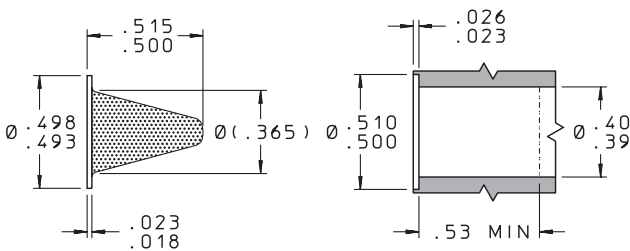
LEE PART NUMBER	HOLE SIZE (in.)	HOLE SIZE (µm)	OPEN AREA (in. ²)	TOTAL AREA (in. ²)	NUMBER OF HOLES	BURST / COLLAPSE PRESSURE (psid min.)	Rob** NUMBER	LOHM* RATE (nom.)
FSHF3304007A	0.003	75	0.016	0.12	2260	600	0.8	55
FSHF3304010A	0.004	100	0.020	0.12	1590	600	1.7	50
FSHF3304015A	0.006	150	0.022	0.12	778	600	4.0	45
FSHF3304020A	0.008	200	0.022	0.12	435	600	7.4	45
FSHF3304025A	0.010	250	0.022	0.12	280	600	13	45
FSHF3304040A	0.015	380	0.028	0.12	158	600	46	45
FSHF3304050A	0.020	500	0.028	0.12	90	600	107	40

380 FLANGE MOUNT SCREEN



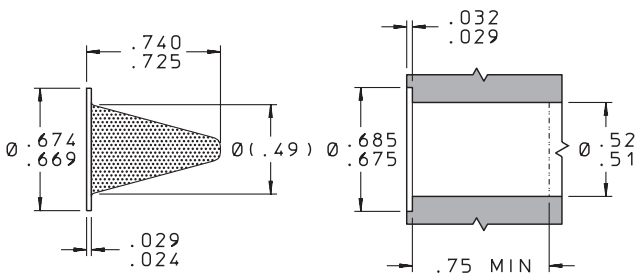
LEE PART NUMBER	HOLE SIZE (in.)	HOLE SIZE (µm)	OPEN AREA (in. ²)	TOTAL AREA (in. ²)	NUMBER OF HOLES	BURST / COLLAPSE PRESSURE (psid min.)	Rob** NUMBER	LOHM* RATE (nom.)
FSHF3804007A	0.003	75	0.022	0.17	3110	450	1.2	45
FSHF3804010A	0.004	100	0.028	0.17	2230	450	2.4	35
FSHF3804015A	0.006	150	0.031	0.17	1095	450	5.6	30
FSHF3804020A	0.008	200	0.031	0.17	616	450	10	30
FSHF3804025A	0.010	250	0.031	0.17	395	450	18	30
FSHF3804040A	0.015	380	0.038	0.17	245	450	71	30
FSHF3804050A	0.020	500	0.038	0.17	120	450	143	30

495 FLANGE MOUNT SCREEN



LEE PART NUMBER	HOLE SIZE (in.)	HOLE SIZE (µm)	OPEN AREA (in. ²)	TOTAL AREA (in. ²)	NUMBER OF HOLES	BURST / COLLAPSE PRESSURE (psid min.)	Rob** NUMBER	LOHM* RATE (nom.)
FSHF4954007A	0.003	75	0.04	0.32	5660	400	2.1	25
FSHF4954010A	0.004	100	0.05	0.32	3980	400	4.2	20
FSHF4954015A	0.006	150	0.06	0.32	2120	400	11	20
FSHF4954020A	0.008	200	0.06	0.32	1190	400	20	20
FSHF4954025A	0.010	250	0.06	0.32	765	400	34	20
FSHF4954040A	0.015	380	0.07	0.32	395	400	115	20
FSHF4954050A	0.020	500	0.07	0.32	225	400	268	20

670 FLANGE MOUNT SCREEN



LEE PART NUMBER	HOLE SIZE (in.)	HOLE SIZE (µm)	OPEN AREA (in. ²)	TOTAL AREA (in. ²)	NUMBER OF HOLES	BURST / COLLAPSE PRESSURE (psid min.)	Rob** NUMBER	LOHM* RATE (nom.)
FSHF6704007A	0.003	75	0.08	0.62	11315	350	4.2	15
FSHF6704010A	0.004	100	0.10	0.62	7960	350	8.4	10
FSHF6704015A	0.006	150	0.11	0.62	3890	350	20	10
FSHF6704020A	0.008	200	0.11	0.62	2190	350	37	10
FSHF6704025A	0.010	250	0.11	0.62	1400	350	63	10
FSHF6704040A	0.015	380	0.14	0.62	790	350	230	10
FSHF6704050A	0.020	500	0.14	0.62	445	350	530	10

* The Lohm is a measure of flow resistance. Example: One Lohm will permit a flow of 100 GPM of water at 25 psid at 80°F.

** The ROB Number indicates the relative resistance to blockage when comparing one screen to another. The higher the ROB Number, the greater the resistance to blockage.

Additional information can be found at www.theleeco.com or by contacting your local Lee Sales Engineer.