

stertil®
DOCK
P R O D U C T S

DOCK LEVELLERS

S-Series

The superior swing lip solution
with open lip hinge



STERIL
SUPERIOR SOLUTIONS

Superior Solutions



Stertil Dock Products provides quality, customised and technically advanced loading bay dock equipment solutions throughout the world. The best possible service is also offered from skilled local partners. These superior solutions are conceived, developed and implemented by a team of professional specialists with unique expertise. Thanks to the quality of its people, its totally in-house production process and its international organisation, Stertil Dock Products is a leading international quality supplier of loading bay dock equipment.



Safer, more versatile and stronger with open lip hinge

The Stertil S-Series dock leveller with a robust open swing lip enables dynamic capacities of 6, 8, 10.5 and 12 tons. The S-Series is therefore extremely versatile. The transition between the warehouse floor and truck is always easy and smooth, thanks to the closed rear hinge, the 2 mm lip thickness is created by using a 80 mm long chamfer. During the loading and unloading process the leveller adjusts itself automatically to the changing floor height of the truck, even if the truck is loaded unevenly. The S-Series, available in many different sizes, is an excellent choice for almost every dock situation.

Optimum safety

When the truck accidentally drives away too early, while the fork-lift truck is still on the platform, the automatic panic-stop activates and secures the platform. The platform is positioned by means of one hydraulic cylinder at the front. The Stertil one cylinder system is safer than the two cylinder system at the back of a leveller, as during an emergency stop, most forces occur at the front of the leveller resulting in a stable platform situation for the forklift driver. Furthermore, the platform can twist smoothly 125 mm to both sides for maximum stability and safety for uneven loaded trucks. When the platform is in rest position, it is automatically supported by two safety supports so that cross traffic over the platform is possible without any safety risks.



Standard
S-Series



Special S-Series
SPL ideal for
renovations

The levellers are at the sides equipped with toe protectors and yellow-black marking.

User-friendly control box

In the advanced control box of the S-Series usability and safety go hand in hand. You can position the leveller perfectly by using only one button. Refer to our control box folder for extended possibilities of our control boxes.

Lifetime warranty on the open lip hinge

The unique hinged lip has big advantages. Thanks to the open construction, accumulation of dirt is impossible. Furthermore, the construction is much stronger than a traditional piano hinge,

therefore Stertil provides a lifetime warranty on the open lip hinge. The levellers which are wider than 2000 mm are equipped with a tapered lip for badly centered trucks.

Options

- Possibility for safety circuit dock and door
- Traffic lights for indoors and/or outdoors
- Thermal galvanisation of platform and lip
- Draught exclusion for sealing of crevices between the platform and pit walls
- Several models of platform bumpers (rubber, PE and movable bumpers)
- The standard lip length for SF, SP, SFH en SPH is 350 mm
- Optionally available in 400 mm, 450 mm or 500 mm

The superior swing lip solution with open lip hinge



Unique open lip hinge




One hydraulic main cylinder



The platform can twist 125 mm to both sides



Two safety supports



The lip angle is standard 7.5°



Tapered lip

- Noise reducing Twaron anti-slip coating® up to 10 dB on platform and lip
- Insulation underneath the platform
- Wide range of Steril control boxes with integrated door, dock shelter or auto-return button also available
- The lip angle is standard 7.5°, but can be decreased if needed for material-handling equipment with low ground clearance

SPL

The SPL is a S-Series leveller ideal for renovations. With the special front angle the SPL can easily replace existing levellers without additional building changes.

The highest level in ergonomics and efficiency



Standard sizes

Theoretical ranges for "standard" SF - SP, SFH - SPH, SPL Series.

Dynamic capacity SF - SP 6 tons, SFH - SPH 8 tons			
Lengths (mm) excluding lip	Working range (mm)* above dock	Working range (mm)* below dock	Frame height (mm)
2000	240	315	585
2200	265	300	585
2500	305	310	585
2800	345	300	585
3000	350	305	585
3500	435	355	700
4000	445	340	700
4500	405	330	700

Platform widths (mm), 1750, 1830, 2000, 2110, 2250
 * Calculated with 350 mm lip, 7,5° lip angle and 100 mm bumper projection
 F = Frame Installation, P = Pit Installation, H = Heavy-Duty, Long life span

Excellent choice of sizes

The versatile Steril S-Series is perfect for customisations. The length of the platform is mainly determined by the height difference between the warehouse floor and the different types of trucks.

The used material handling equipment should be applicable and in accordance with the EN 1398 Directive. We are happy to advise you during the early stages of your dock design and choice of loading bay equipment.

Dynamic capacity SPL 6 tons				
Lengths (mm) excluding lip	Working range (mm)* above dock	Working range (mm)* below dock	Widths (mm)	Frame height (mm)
2200	270	310	2110	585
2500	310	305	2000	585
2800	305	300	2110	585
3000	280	295	2000	585

* Calculated with 400 mm lip, 7,5° lip angle and 100 mm bumper projection



Advanced control box

Technical specifications

- The platform, the beams and the lip are made of high tensile steel (S355J0/STEEL 52). For the SF, SP en SPL the platform and lip are equipped with tear plate (8/10 mm resp. 13/15 mm) as anti-slip surface. For the SFH and SPH (8/10 mm resp. 15/17 mm). This plate thickness makes the S-Series also suitable for 3-wheel forklift trucks.
- The levellers are already equipped with cables and between the leveller and the control box.
- All frame components are galvanised. Platform, lip and front angle are black RAL 9011. Standard protection is an anti-corrosive coating and paint finish of 80 micrometres total thickness. Special colours are available upon request.



Below Dock Control

- The construction is unique with, amongst others, one central cylinder at the front for maximum safety; a self cleaning open lip hinge.
- All levellers wider than 2000 mm come standard with a tapered lip.
- Below Dock Control (BDC) is standard on all S-Series levellers.
- Automatic BDC is available and offers more convenience for end cargo loading and unloading.
- The S-Series is in accordance with the EN 1398 Directive.
- The leveller is equipped with both a hose burst valve as an electrical emergency stop valve.
- Standard voltage: 3x230/400V 50/60Hz (for the US: 3x208/460V 50/60Hz).

Installation

The complete S-Series may be installed with a base-supported frame (SP) in a closed pit and (SF) with a suspended frame in an open pit.




Both installations are easy to perform. Stertil can provide all the necessary information for construction and installation including drawings.


More information?

Please contact us for more information about the S-Series leveller or our other products, shelters, dock houses, vehicle restraint systems, etc. We will gladly give you personal advice for a superior solution.



Stertil B.V.
P.O.Box 23
9288 ZG Kootstertille
The Netherlands
Tel. +31 (0)512 334444
www.stertil-dockproducts.com
dp@stertil.nl

 Stertil Dock Products
 /Stertil-b-v-  @Stertil

 a member of the Stertil Group