

GATES | BARRIERS | BLOCKERS | BOLLARDS | PEDESTRIAN

FRONTIER  
PITTS



FRONTIER PITTS SECURITY  
**«GATES»**  
BRITISH PERIMETER SECURITY SPECIALISTS

Frontier Pitts Ltd., Crompton House, Crompton Way, Crawley, RH10 9QZ  
tel +44 (0)1293 548301 email [sales@frontierpitts.com](mailto:sales@frontierpitts.com) web [www.frontierpitts.com](http://www.frontierpitts.com)





# GATES

Frontier Pitts manufacture a large portfolio of Security Gates including Sliding and Hinged/Swing models. Whether the requirement is for a simple, manually operated system, only used a few times a day, or a completely automated security gate system used continuously, Frontier Pitts will design and manufacture a system designed to meet the sites exact needs.

Frontier Pitts manufacture and install Security Sliding Gates in both Cantilevered and Tracked styles.

On a Cantilevered Gate the gateleaf is supported by a main bottom beam, which slides 100mm above the road surface. The balance is provided by a unique enclosed runback track, which enables the gate to be fully projected across the roadway without tipping.

The benefits of a Cantilevered Gate are:

- Reduced civils cost
- Ease of installation; no need for road closures
- Reduced maintenance; no track to keep clear


The 'LoTracker' is the renowned Ultimate Cantilevered Sliding Gate which secures widths up to 15m.

A Sliding Cantilevered Gate model secures widths up to 10m.

Frontier Pitts Sliding Tracked Gates are modelled on either the LoTracker or Sliding Cantilevered Gates, and incorporates similar design features. They are designed to run on a track installed in the roadway.

The track allows wider gates and, therefore, wider apertures to be secured by "Taxiway" sliding gates

The Tracked Sliding Gate secures larger widths up to 35m.



“ We deliver more than just products from our UK HQ in Crawley, West Sussex ”



# LOTRACKER



## BENEFITS & FEATURES

- The Ultimate Cantilevered Security Sliding Gate (non PAS 68 rated).
- Cantilevered Gate; requires no ground track or support across the roadway.
- The gateleaf is supported by a main bottom beam, which slides 100mm above the road surface.
- The balance is provided by a unique enclosed runback track, which enables the gate to be fully projected across the roadway without tipping.
- Electronic control motor drive unit, 100% duty rated

## OPERATING SPEED

- Typical operating speeds of 225-500mm/second\* depending on configuration

## OPTIONS

- Disengaging box – manual override
- 100/200mm Traffic Light System
- Can be interfaced to any access control systems

## SAFETY

- Vehicle detector loops
- Safety photocell beams and ultra-sonic sensors
- Safety edges
- Signage, audible alarms and flashing beacons

## CIVIL REQUIREMENTS

### Gate leaf foundation

- L: 400mm + Runback length
- W: 1000mm
- D: 300mm

### Receptor post foundations


- L: 600mm
- W: 1000mm
- D: 300mm

**Note:** Power and control wiring ducts to be incorporated into foundations

- **Minimum length of runback track:**  
For gate apertures of 10-12m  
**Runback = Aperture x 1.5 + 500mm**

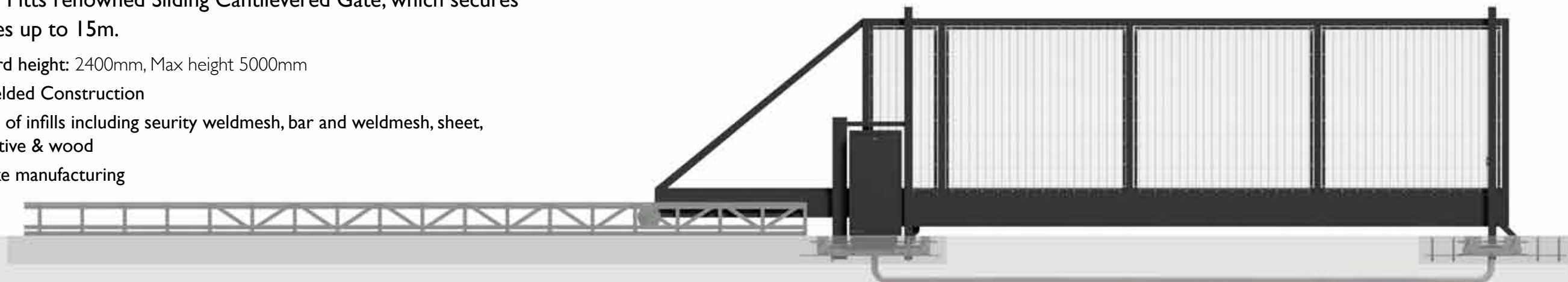
## ELECTRICAL REQUIREMENTS\*

- Single and Three Phase Supply available



Frontier Pitts renowned Sliding Cantilevered Gate, which secures apertures up to 15m.

- Standard height: 2400mm, Max height 5000mm
- Full Welded Construction
- Choice of infills including security weldmesh, bar and weldmesh, sheet, decorative & wood
- Bespoke manufacturing




**Applications:** The Ultimate Sliding Gate installed on many locations Nationwide and Internationally for the past 40 years.

\* This is subject to a risk assessment to ensure the automatic equipment complies to BS EN 12453



# SLIDING CANTILEVERED GATE



The popular Sliding Cantilevered Gate, which secures apertures up to 10m.

- Standard height: 2400mm, Max height 5000mm
- Full Welded Construction
- Choice of infills including security weldmesh, bar and weldmesh, sheet, decorative & wood.
- Bespoke manufacturing

## BENEFITS & FEATURES

- Cantilevered Gate; requires no ground track or support across the roadway.
- The gateleaf is supported by a main bottom beam, which slides 100mm above the road surface.
- The balance is provided by a unique enclosed runback track, which enables the gate to be fully projected across the roadway without tipping.
- Electronic control motor drive unit, 100% duty rated

## OPERATING SPEED

- Typical operating speeds of 200-250mm/second\* depending on configuration

## OPTIONS

- Disengaging box – manual override
- 100/200mm Traffic Light System
- Can be interfaced to any access control systems

## SAFETY

- Vehicle detector loops
- Safety photocell beams and ultra-sonic sensors
- Safety edges
- Signage, audible alarms and flashing beacons

## CIVIL REQUIREMENTS

### Gate leaf foundation

L: 300mm + Runback length

W: 1000mm

D: 300mm

### Receptor post foundations

L: 600mm

W: 1000mm

D: 300mm

**Note:** Power and control wiring ducts to be incorporated into foundations


- **Minimum length of runback track:**

For gate apertures of 8m

Runback = Aperture x 1.5

## ELECTRICAL REQUIREMENTS \*


- 6 amp, 3 wire, 230v, 50hz, single phase supply



**Applications:** The popular Sliding Gate, installed on many locations Nationwide and Internationally, including both commercial and industrial sites.

\* This is subject to a risk assessment to ensure the automatic equipment complies to BS EN 12453

# HINGED & SWING GATES



Single leaf Security Hinged Gates secures apertures up to 10m.  
Double leaf Security Hinged Gates secures apertures up to 20m.

- Standard height: 2400mm, Max height 5000mm
- Full Welded Construction
- Choice of infills including security weldmesh, bar and weldmesh, sheet, decorative & wood
- Bespoke manufacturing

## BENEFITS & FEATURES

- Designed to provide a high degree of security within a fenceline where the runback required for a sliding gate installation is not available.
- Hinged Gate leaves can be automated with our range of Trojan, Dutyman or Gate back Actuators

### TROJAN ACTUATOR

- Designed to automate larger, heavier gates
- 100% duty rating – designed for continuous operation
- Underground and surface mounted models available

### DUTYMAN MKII ACTUATOR

- A surface mounted, self contained electro-mechanical drive mechanism
- The actuator will operate single leaf gates up to 6m, double leaf widths up to 12m and heights up to 6m\*.
- 100% duty rating – designed for continuous operation

### GATE BACK ACTUATOR


- A powerful yet compact motive unit which provides a solution for automating single leaf hinged gate (up to 5m)
- 100% duty rating – designed for continuous operation

## OPTIONS

- 100/200mm Traffic Light System
- High Security Cabinet
- Can be interfaced to any access control systems

## SAFETY

- Vehicle detector loc
- Safety photocell bea
- Flashing beacons
- Audible alarm
- Safety Edge



**Applications:** Hinged and Swing Security Gates provide an alternative to sites where the runback required for a sliding gate installation is not available.

## CIVIL REQUIREMENTS

### Gate Post foundation

- L: 1600mm
- W: 1300mm
- D: 1000mm

- Dependent on Automation

**Note:** Power and control wiring ducts to be incorporated into foundations


## ELECTRICAL REQUIREMENTS \*

- Dependent on Automation

\* This is subject to a risk assessment to ensure the automatic equipment complies to BS EN 12453



# BI-FOLDING SPEED GATES



The popular bi-folding speed gate is a fast acting security gate which is ideal for sites where there is a limited area for the gate to open and close.

- Secures apertures up to 10m.
- Standard height: 2400mm, Max height 6000mm
- Full Welded Construction
- Choice of infills including security weldmesh, bar and weldmesh, sheet, decorative & wood.
- Bespoke manufacturing

## BENEFITS & FEATURES

- The popular bi-folding speed gate is a fast acting security gate, which is ideal for sites where there is a limited area for the gate to open and close
- Bi-folding gates are available in various models including overhead track, bottom track or trackless
- Hinged Gate leaves can be automated with our range of Trojan, Dutyman or Gate back Actuators

## TROJAN ACTUATOR

- Designed to automate larger, heavier gates
- 100% duty rating – designed for continuous operation
- Underground and surface mounted models available

## DUTYMAN MKII ACTUATOR

- A surface mounted, self contained electro-mechanical drive mechanism
- The actuator will operate single leaf gates up to 6m, double leaf widths up to 10m and heights up to 6m\*.
- 100% duty rating – designed for continuous operation

## GATE BACK ACTUATOR

- A powerful yet compact motive unit which provides a solution for automating single leaf hinged gate (up to 5m)
- 100% duty rating – designed for continuous operation

## OPTIONS

- 100/200mm Traffic Light System
- High Security Cabinet
- Can be interfaced to any access control systems

## SAFETY

- Vehicle detector loops
- Safety photocell beams
- Flashing beacons
- Audible alarm
- Safety Edge

## CIVIL REQUIREMENTS

### Gate Post foundation

- L: 1600mm
- W: 1300mm
- D: 1000mm

- Dependent on Automation

**Note:** Power and control wiring ducts to be incorporated into foundations

## ELECTRICAL REQUIREMENTS \*

- Dependent on Automation



**Applications:** The popular bi-folding speed gate is a fast acting security gate, which is ideal for sites where there is a limited area for the gate to open and close.

\* This is subject to a risk assessment to ensure the automatic equipment complies to BS EN 12453



## GATE BACK ACTUATORS


Gate Back Actuators are small yet powerful motives, which provide a solution for powering single leaf hinged gates.



## DUTYMAN ACTUATORS

A surface mounted, self contained electro-mechanical drive mechanism. The design of the actuator makes it practically invisible when installed and therefore is ideally suited for architectural and decorative styles of new and existing gates.

- Extra High Torque Drives
- 6-10 times more powerful than standard drives available on the market with speed control for extra high torque



## TROJAN ACTUATORS

Trojan Actuators are a range of powerful motive units for large, heavy gates.

### SPECIFICATION

DESCRIPTION	DUTYMAN MK I	DUTYMAN MKIII	GATE BACK ACTUATORS	TROJAN ACTUATORS
Type	Electro-mechanical	Electro-mechanical	Hydraulic	Hydraulic
Mounting	Surface mounted, self contained drive mechanism	Surface mounted, self contained drive mechanism	Ram is mounted between the gate-leaf and the gate hinge-post	Underground or Surface Mounted
Max Gate Length	6000 x 2400	4200 x 2400	5m x 2.4	6m x 3
Torque	Max 880Nm	Max 1500Nm	Max 880Nm	Max 1500Nm
Safety Torque	Max 400Nm			
Manual Override	Hand wind Secure Side			
100% duty cycle	Yes			
Maximum Actuator opening	95°		105°	180°
Maximum Length x Height	6000mm x 2400mm	4200mm x 2400mm	5000mm x 2400mm	6000mm x 3000mm
IP Protection	IP 54			
Power	three phase - 10 amp, 5 wire, 400V, 50Hz single phase - 16 amp, 3 wire, 230v, 50Hz			
Max Leaf Weight	800kg	2500kg	400kg	4000kg
Wind Resistance	Infill dependent			
Temperature	-15 to 55°C			
Control	Electronic drive		Hydraulically driven ram	
Safety	Motor thermal protection			

\* This is subject to a risk assessment to ensure the automatic equipment complies to BS EN 12453