


VPL350S Screw Drive

Simple and reliable



Electric, ecological, exclusive.



VPL350S

Technology

Low energy consumption
Noiseless, class-leading
Carrying capacity of 400 kg, without counterweight
MRL Machine Room-Less

Ecological

Without hydraulic oil
Manufacturing process with
waste materials for recycling

Safety

In case of power failure, Simple lowering device
Platform Safe Edge
Communication device on the lift console

½ height gate model available up to 3m travel



Customised

Many personalisation options
to suit all tastes. Suitable for both
indoor and outdoor installation.
Quick to install with no invasive
building works

Design

Our focus on styling is
expressed through the shapes
and materials chosen to express
wellbeing attention to details,
and a love of our work



Quality
In Premier Platform Lifts products, quality means substance: reliability, quiet operation, user-friendly technology

The VPL350S lift fits into any Commercial context with discretion and elegance. It is a 100% UK product, and every installation clearly reflects its membership of the world-famous British design and styling tradition.



Experience
Premier platform Lifts are the market leaders, and have been designing and building tailor-made installations to improve quality of life for all access needs, both in the home and in public buildings, for many years.

Door COLOURS

STANDARD COLOURS



OPTIONAL COLOURS



Platform Floor COLOURS



Premier Platform Lifts offer you many customisation options, starting from the console of the lift, available in different finishes & colours, through the platforms, in fine materials in a variety of shades. A wide choice of structure finishes are available to provide the best match with the surrounding colours and environment.



Enclosed platform lifts are now recognized as the most practical solution for low to medium rise applications.

With internal and external models available our product range can also be incorporated within fire rated areas of a building.

Side entry/exit to the platform is also available along with many other options which include: special colours, glass, automatic single swing doors, and key isolation switch.

- No motor room required.
- Can be installed into shallow pit if desired.
- Comes complete with its own solid enclosure, finished in a neutral colour, Special colours are available on request.
- Single phase electrics.

Conforms to :-

- ISO 9386-1
- Building Regulations 2000 (Part M)
- CE marked to European Machinery Directive

Safe edges all around the perimeter for entry/exit from the Lift, to guarantee full safety.

SPECIFICATION OPTIONS

The technological content and choice finishes make the lift a pleasant place to be, with comfort and safety, at all times.



Specification

Model:	VPL350S
Height:	up to 9000mm
No. of stops:	up to 6
Rated load:	400kg
Platform Size:	1480mm long x 900mm wide 1480mm long x 1100mm wide (special sized platforms available)
Pit Depth:	50mm or 50mm ramp
Power:	Single phase 240v, 20A or 3 phase 415V, 10A
Lifting Mechanism:	Self-sustained nut and screw Soft start/stop. Automatic lubrication.
Colour:	White

Options

- Powered emergency lowering
- Rear Cladding panels
- Glazing panels
- Extended top enclosure height
- Special colours (from RAL colour chart)
- Split mast option for installation access
- Auto Dialler
- Voice Announcer on Platform
- Visual Indication
- Induction loop
- Key operated door controls
- External roof
- Power door operators
- 1 hour fire rated doors

VPL350S Screw Drive Lift

The right choice, the choice of taste

■ VPL350S lift gives added value to all buildings through simple tailor-made installations, both indoors and out. Available in versions from two to 6 floors, it is an ideal system both for renovation projects and for new buildings: no masonry works are required.

■ Convenient, effortless

Quiet and discreet, it is absolutely convenient even for transporting the shopping, child buggies, and any other heavy or bulky item from one floor to another within the building. With the VPL350S, getting around could not be easier.


■ Customisable

You and your Premises deserve a lift which is tailored to suit you not only in its functions but also in its design and personalised finishes; the colours and trims available ensure your Easy Living is just as you want it, the perfect match for its context and your taste.

■ Reliable

Premier Platform Lifts technology guarantees you a product at the state of the art from every point of view. Our comprehensive warranty allows you to cut servicing costs and enjoy all the benefits of quality construction.

MADE IN THE UK



Sensations
Getting onto a Premier lift
gives you a feeling of
comfort and safety, and
using it will
become a natural part of
your daily life.



VPL350s with structure

The VPL350S lift has state of the art structures in terms of strength, versatility and design. These structures can be customised with different types of glass panelling to suit installations of all kinds, with tailor-made versions and installations even in particularly difficult contexts.

A Premier outdoor lift never requires invasive building works: installation is completed quickly and with great care, thanks to a network of skilled installers always up to date with the latest products and techniques.

TECHNICAL DATA

The VPL350s technical package has parameters and functional requirements of the highest order.

VPL350s is a unique elevator:

- Environmentally friendly-electric lift compliant with the requirements of the Machinery Directive 42/2006
- In the event of a power failure easy lowering to the lower floor
- Simple suspended nut and screw drive system
- MRL Machine Room-Less

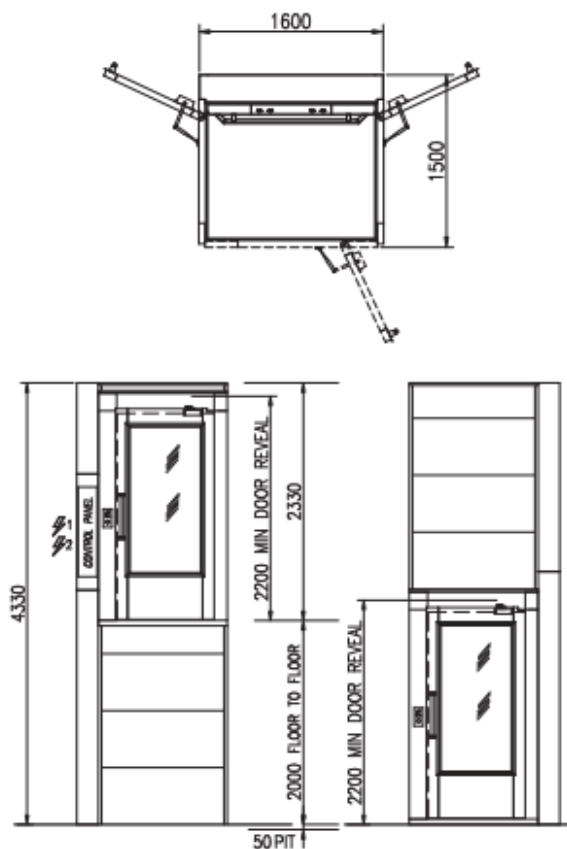
VPL350s Suspended Nut & Screw Platform Lift	
Capacity	400 kg
Maximum travel	6 stops, 9m
Speed	0.15 m/sec

- Shaft roof with light
- Safety stop in the pit with electronic monitoring creating safe working area
- Electronic Mechanical safety door locks
- Soft start/stop using a state of the art **Inverter**
- Drive nut with electric monitoring and shutdown
- O.L.C. **Over Load Control**: Lock and load control equipment
- In case of power failure, electric emergency operation (Battery 36-Volt)
- Easy maintenance directly inside the landing control panel

ON THE PLATFORM:


- Mechanical safe edges on each side of the platform for safe operation
- Device of communication with outside the cabin
- Over Load indicator
- 50 x 50 mm buttons with mechanical shutter and indication of the floor in addition to standard Braille
- On board controls height compliant to EN81-41
- Illuminated buttons (with colour identification of the function)
- Emergency Button
- “Energy saving” LED lights available
- On board push-button panel with dead-man’s controls - Constant pressure
- “Single Touch” operation (universal manoeuvre) on landings

Example: showing 1480mm long x 1100mm wide Platform



Same Side / Through or Adjacent Entry / Exit

DIMENSIONS AND OVERALL SPACE REQUIREMENTS



Guaranteed product

The VPL350s elevator by Premier Platform Lifts is guaranteed for 12 months from the date of final commissioning.

Premier Platform Lifts Limited
120 Bath Road,
Harlington,
Heathrow
UB3 5AN
Telephone: 0203 355 0523
Fax: 0203 411 6770
Web: www.premierplatformlifts.co.uk
Email: info@premierplatformlifts.co.uk