

**STAGE**  
SYSTEMS

# The complete staging solution

**Q-build<sup>®</sup>** **Q-plus<sup>®</sup>**  
demountable staging modular tiering

Education Corporate Religious Community



For friendly, expert advice call  
**01509 611021**  
[stagesystems.co.uk](http://stagesystems.co.uk)



# Staging Solutions

**Combining simple concepts with smart designs, Stage Systems provides demountable staging, tiering and seating products for performance. We work with our customers to enable them to enhance their performance space.**

**Q-build and Q-plus can be configured into single or multi-level layouts.**

The original designs of Q-build and Q-plus have an ever increasing popularity. The simple design makes them portable, easy to build, robust and compact to store. Our staging is used daily in education, community and religious establishments, as well as corporate and sports venues.

With the ability to configure in single or multi-height formats Q-build and Q-plus are truly versatile and offer platforms on which performances can come to life, encouraging creative participation and inspiring performers.

**Q-build<sup>®</sup>**  
demountable staging

**The construction of Q-build is simple using a square frame which supports individual deck panels and can be built to any staging dimension.**



**Q-plus<sup>®</sup>**  
modular tiering

**The construction of Q-plus is simple using a rectangular frame which supports individual deck panels which can be used to create staging and tiering for performance, together with audience seating.**



# Components




Frame heights



Tie plate



Frames



Frames with decks



Multi height

# Simplicity of Build

**Q-build and Q-plus are easily assembled from three main components. No tools are required to create a strong and rigid structure, using lightweight reversible frames and reversible decks.**



1. Q-build and Q-plus are constructed by positioning frames next to each other.



2. Tie plates are placed over the top of the frames keeping them in place (tie plates are simple interlocking plastic connectors).



3. Achieve different levels by combining different height frames.



4. Place lightweight reversible decks onto the frames and insert plugs to complete the build.



# Kits

## Q-build kits offer multi-level stages which consist of frames, decks, steps and storage trolleys.

There are four kit sizes available:

- Compact Kit (3m x 2.25m at 500mm high)
- Kit 100 (4.5m x 2.25m at 500mm)
- Kit 200 (4.5m x 3m at 500mm high)
- Kit 300 (6m x 3m at 500mm high)

Additional components are available.

The carpeted kit200\* shown below demonstrates a variety of layouts achievable. The kits include a combination of 500mm and 277.5mm high frames, which enable multi-level stages.

\*Carpeted decks are reversible and available at an additional cost



Flat layout (carpeted)



Catwalk



Multi-level



Tiered levels



Split level

# Bespoke

**Stage Systems offer a design service, taking your individual requirements to produce a tailored solution.**

Stage Systems has an in-house design team to create, adapt and develop an individual stage design. The service includes a site survey with full layout and design drawings.

Our designs can take into account obstacles such as pillars, steps or supports, uneven floors and irregular shapes.


We can accommodate bespoke accessories and finishes such as box steps, carpet, cable ports, fascia panels, drawers, as well as special trims to the deck edges and steps.




Specialist oak finish



Cable port




Box step



Special nosing




Presentation stage



Curved stage



Catwalk



We will use our expert knowledge to design safe, flexible and inspiring performance and presentation spaces.







# Accessories


Various accessories are available to enhance your stage.



Vertical bar safety rail



Carpeted box step




Single bridge deck



Horizontal bar safety rail



Double tread step



Double bridge deck

**Safety rails** are available with vertical or horizontal bars and slot into the decks to provide a safety barrier at the edge of the staging or step.

**Steps** provide access to the stage. Single tread, double tread and box steps are available. Step handrails can be added if required.

**Bridge Decks** are a cost effective way of increasing your stage area, reducing the number of standard frames required. Bridge decks are recommended for tiering layouts. The deck panel is attached to a metal under structure, which links between two standard frames. They are not reversible.



Drawers



Tri-decks

## Access Ramps

**1:12 access ramps** are available, for either a 277.5mm or 500mm high stage, see Technical section for further information.

**Drawers** create a finished fascia to the front of the stage and provide under stage storage.

**Tri-decks** offer an alternative shape to your stage layout.




Storage trolley

**Storage trolleys** provide ease of transportation and compact storage.



Communion rail

**Communion rails** are a solid oak design formed around a metal frame, with a lacquered finish. The rail simply slots into a Q-build or Q-plus unit.




Drape Post

**Drape posts** accommodate a back drape or can be used for scenery.

# FASCIA, SKIRTING AND BACK DRAPES


Back drapes, skirting and fascia panels complement any stage layout. Skirting and drapes are available in a variety of colours and there are various finishes available for the fascia. Please refer to the Finishes section of this brochure.



## Skirting and Drape Features

- 50% gathering included in length
- Fire resistant fabric
- Machine washable

Full skirting colours are available on our website.



# Finish Options


The standard deck and fascia finish is a clear lacquered birch. Alternative finishes are available, choose between carpet, wood stain, matt black emulsion or vinyl.



## CARPET COLOURS

The colours illustrated are the most popular, but others are available (contact the sales team for a full swatch card).

Full carpet colours are available on our website.



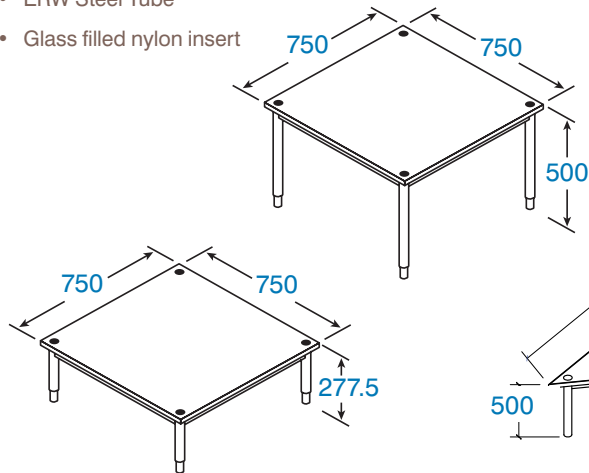
# Q-build Technical

## Units are made from 3 simple parts: metal frame, tie plate and wooden deck.

Q-build dimension is 750mm x 750mm

**Frames** are available in standard heights of 166mm, 277.5mm, 500mm and 722.5mm which can be used in conjunction with each other to produce flat and multi height layouts. Non-standard height frames are also available.

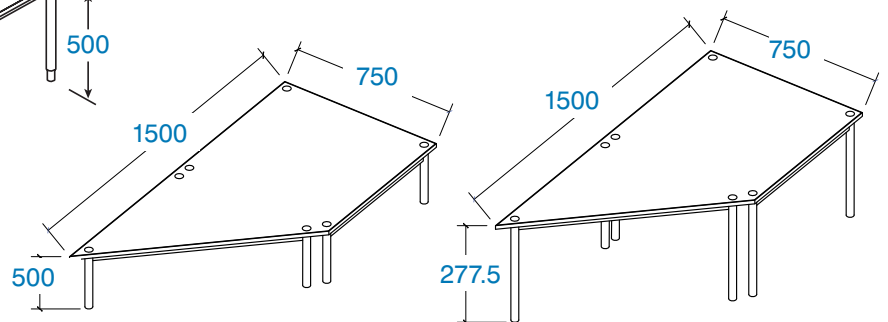
- Standard frame finish is dabble (a speckled mid grey, polyester powder coating to mild steel).
- ERW Steel Tube
- Glass filled nylon insert



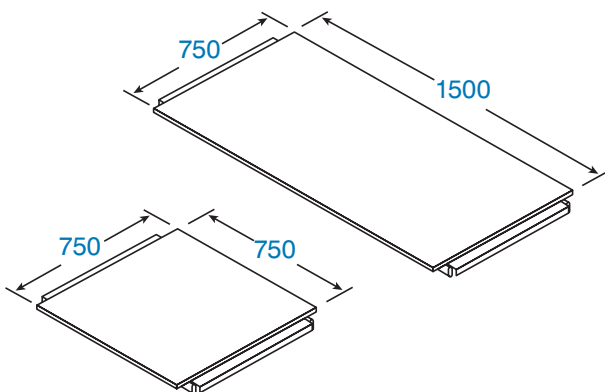
**Decks** Constructed from BB quality birch plywood, UV cured with slip resistant acrylic lacquer as standard. Optional finishes include carpet, wood stain, matt black emulsion and vinyl. Decks are reversible for additional versatility.

Staging exceeds BS6399 requirements for loading: 7.5kN/m<sup>2</sup> or a minimum of 5kN/m<sup>2</sup> (for large, tiered layouts).

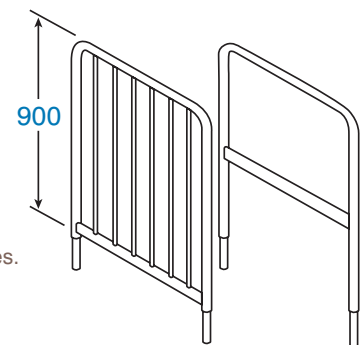
All standard components are guaranteed for up to 15 years.



**Bridge Decks** Mild steel frame and birch finishes available as standard decks (not reversible).

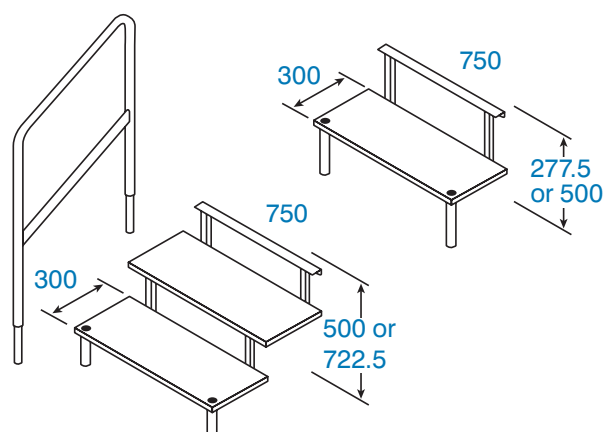


**Safety Rails** Standard frame finish is dabble (a mid grey, polyester powder coating to mild steel).



All sizes are in millimetres. 1100mm high handrails are available.

**Step Units** Mild steel and birch plywood. Single and double tread step handrails are available.



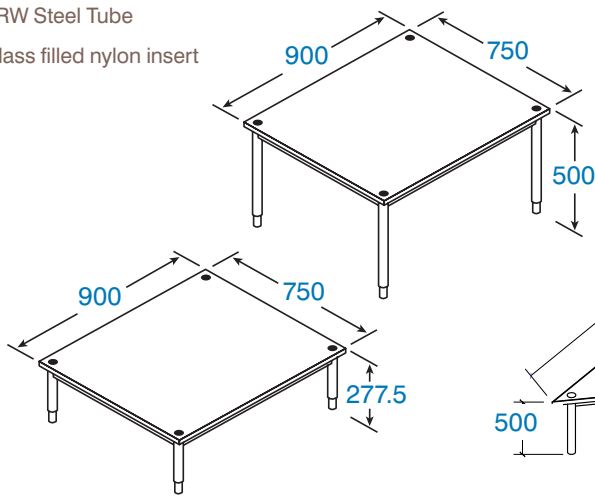
# Q-plus Technical

**Units are made from 3 simple parts: metal frame, tie plate and wooden deck.**

Q-plus dimension is 750mm x 900mm

**Frames** are available in standard heights of 166mm, 277.5mm, 500mm and 722.5mm which can be used in conjunction with each other to produce flat and multi height layouts. Non-standard height frames are also available.

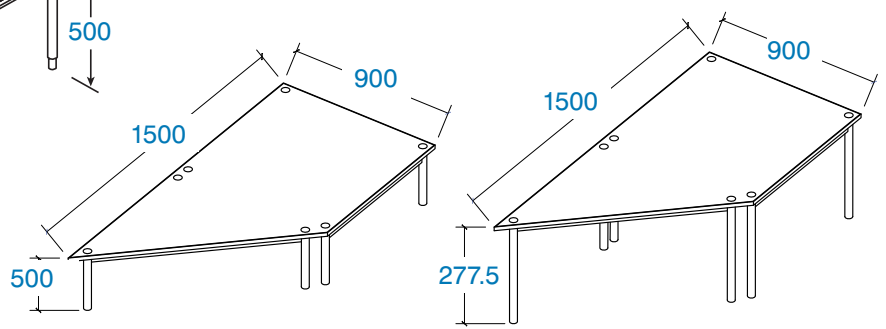
- Standard frame finish is dabble (a speckled mid grey, polyester powder coating to mild steel).
- ERW Steel Tube
- Glass filled nylon insert



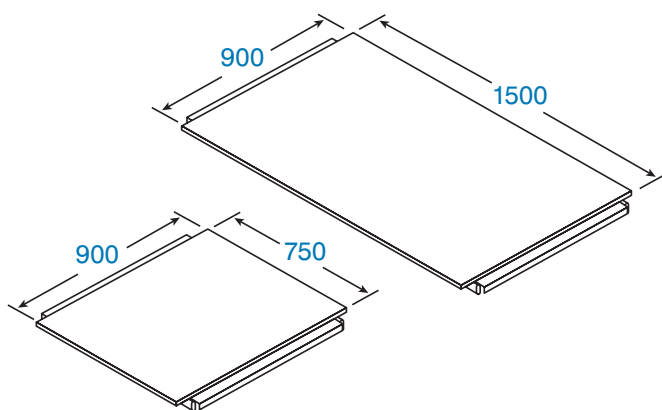
**Decks** Constructed from BB quality birch plywood, UV cured with slip resistant acrylic lacquer as standard. Optional finishes include carpet, wood stain, matt black emulsion and vinyl. Decks are reversible for additional versatility.

Staging exceeds BS6399 requirements for loading: 7.5kN/m<sup>2</sup> or a minimum of 5kN/m<sup>2</sup> (for large, tiered layouts).

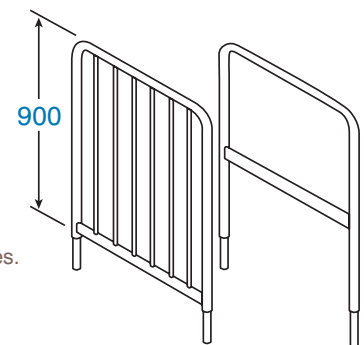
All standard components are guaranteed for up to 15 years.



**Bridge Decks** Mild steel frame and birch finishes available as standard decks (not reversible).

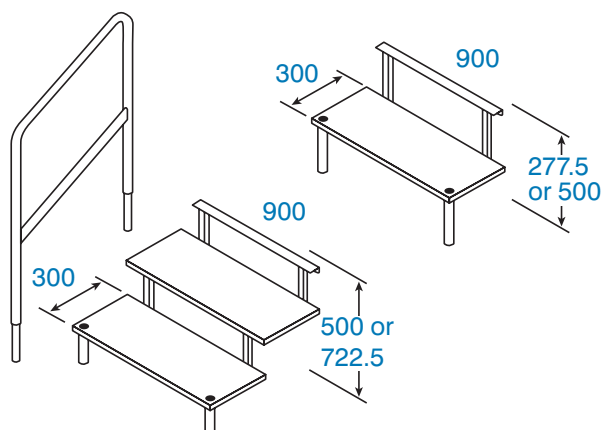


**Safety Rails** Standard frame finish is dabble (a mid grey, polyester powder coating to mild steel).



All sizes are in millimetres. 1100mm high handrails are available.

**Step Units** Mild steel and birch plywood. Single and double tread step handrails are available.



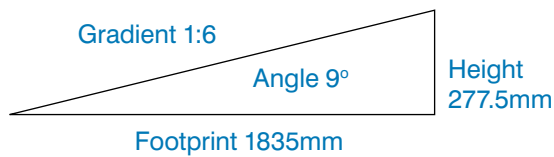
# Access Ramps

## For use on 277.5mm and 500mm high frame

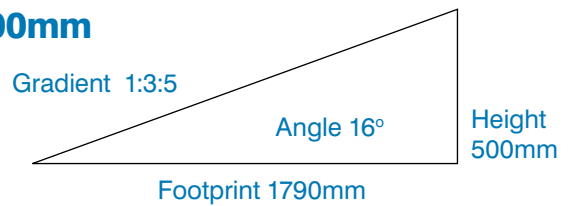
- 18mm Buffalo Board - phenol mesh base with phenol smooth reverse
- Built in raised sides at 750mm high
- Easy hook on



### 277.5mm



### 500mm



# 1:12 Wheelchair Ramps

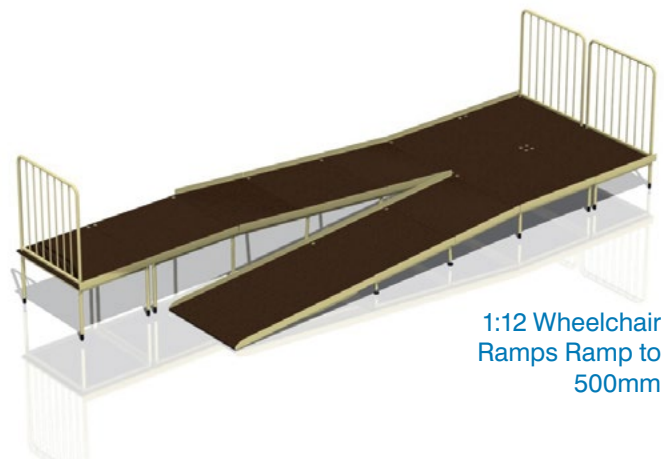
- 1:12 Gradient
- Handrails at turning points
- 18mm Wisadeck panels
- 100mm high Chair stop plates

This ramp accesses a stage at 277.5mm high at a gradient of 1:12 for 3.2m.



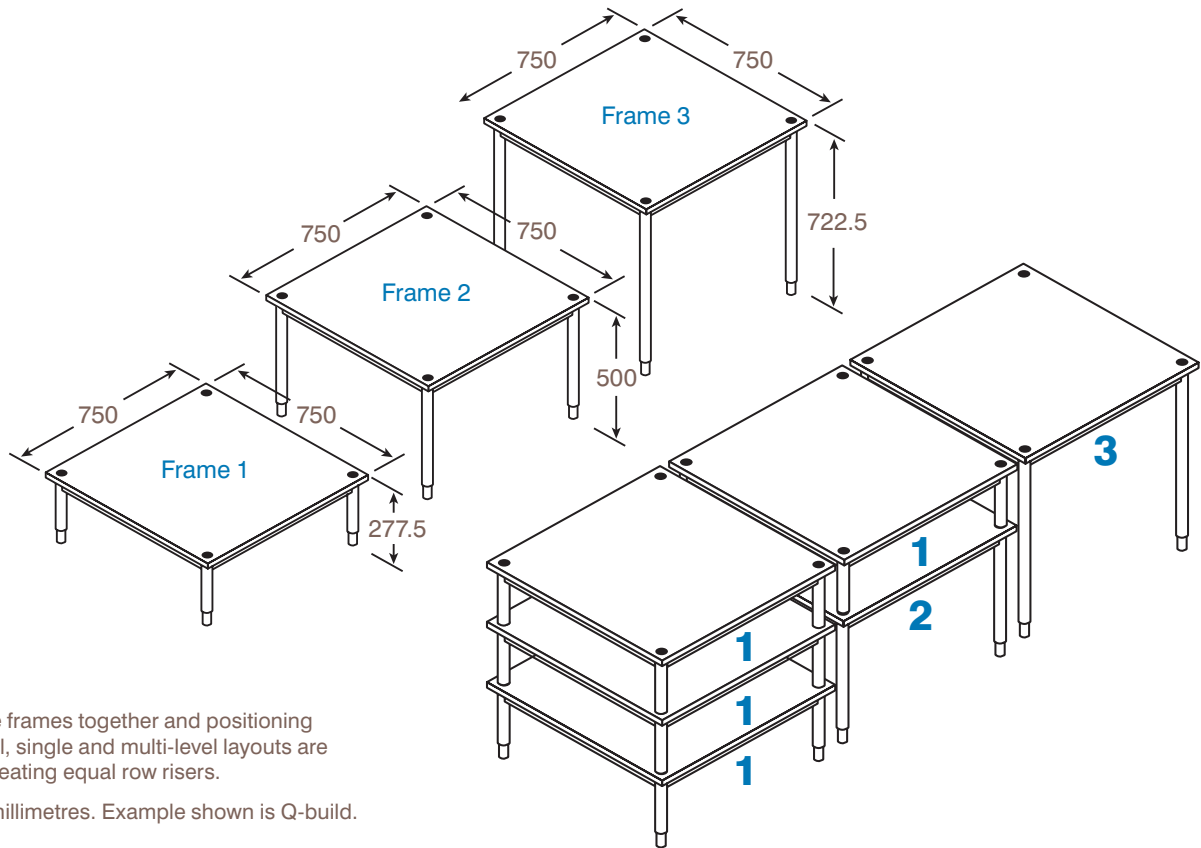
1:12 Wheelchair Ramps Ramp to 277.5mm

- The first section of the ramp is up to 277.5mm at a gradient of 1 in 12 for 3.2m.
- The ramp then levels out at 277.5mm high.
- The top section takes the ramp up to 500mm from 277.5mm high at a gradient of 1 in 12 for 2.4m.



1:12 Wheelchair Ramps Ramp to 500mm

# Versatile Frame Heights



Stacking the frames together and positioning a deck panel, single and multi-level layouts are achieved, creating equal row risers.

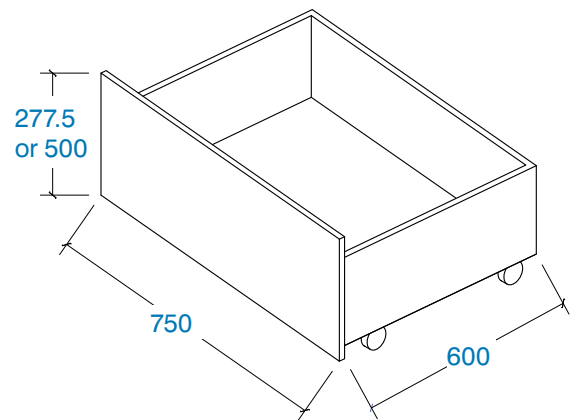
All sizes in millimetres. Example shown is Q-build.

**Drawers** create a finished fascia to the front of the stage and provide under stage storage. They are compatible with standard fascia panels. Consisting of two fixed and two swivel castors allowing ease of use. They fix magnetically to the rail of a frame or bridgedeck for simple alignment with a grab handle at the base of the drawer.

Finishes include clear UV lacquered birch plywood as standard, alternatively other finishes are available to match deck panels.

Drawer (Both Q-build/Q-plus Technical Info)

- 2 fixed and 2 swivel castors
- Single or double stage module length
- Compatible with standard frames or bridgedecks at 500mm or 722.5mm high
- Maximum 100Kg capacity, when evenly distributed



For friendly, expert advice call

**01509 611021**

E: [info@stagesystems.co.uk](mailto:info@stagesystems.co.uk) F: 01509 233146

**[www.stagesystems.co.uk](http://www.stagesystems.co.uk)**

