

axis

Automatic Entrance Systems

STANLEY.

Dura-Glide 2000/3000

ALL GLASS SLIDING DOOR SYSTEMS



THE ALL-GLASS SLIDING DOOR SYSTEMS CAN TRANSFORM ANY STOREFRONT INTO AN EYE-CATCHING ENTRYWAY.

Experts in the automatic door industry since 1932, STANLEY offers an all glass sliding door system that creates a beautiful entry into any public or private space. The Dura-Glide All Glass 2000/3000 systems showcase your individual interior while providing increased lighting to meet all of your design requirements.

With the use of all glass doors and sidelights, beautiful aesthetics are seamlessly added to the pre-existing structure while maintaining partial or full breakout functions. This UL

listed, ANSI, and CE compliant door system is engineered for maximum safety and customisation with size and color options to enhance any exterior or interior entrance.



The Dura-Glide 2000/3000 will complement any upscale architecture and create a unique first impression and design for your building.

Aesthetically Pleasing

Glass transoms above the door will enhance the architectural beauty of the opening, while providing additional natural lighting to your space.

Quick Installation

The preassembled header and panel assemblies make installation quick and easy.



COMPLEMENT UPSCALE ARCHITECTURE WITH THE DURA-GLIDE 2000/3000 ALL-GLASS SLIDING DOOR SYSTEMS.

- **Aesthetically Pleasing** – All glass doors and available sidelights blend effortlessly into building profiles, minimizing site lines and bulky profiles and maximizing elegance and beauty to upscale architecture
- **Easy to Customize** – Available in a variety of sizes and colors, partial or full breakout, and bi-parting or single slide configurations to meet specific customer requirements.
- **Durable** – All door systems are UL listed and undergo life testing to a minimum of 1 million cycles.
- **Quick to Install** – With the pre-assembled header and panel sub-assemblies installation is fast and trouble free, meaning less distraction time for your business.
- **Safety** – Meets ANSI requirements, and is UL listed and CE compliant to ensure customer safety. Optional backup power supply provides continued operation of automatic doors for up to 1.5 hours in the event of power outages or main power failure.

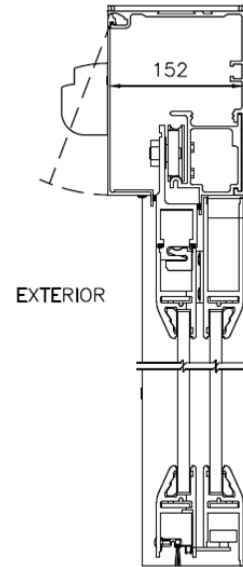
STANLEY. BUILT TO LAST.

When it comes to automatic door openings, Stanley is setting the standard for tough, dependable, long-lasting performance. Since 1932, Stanley has grown into one of the largest manufacturers, installers and service providers of automatic doors in North America.

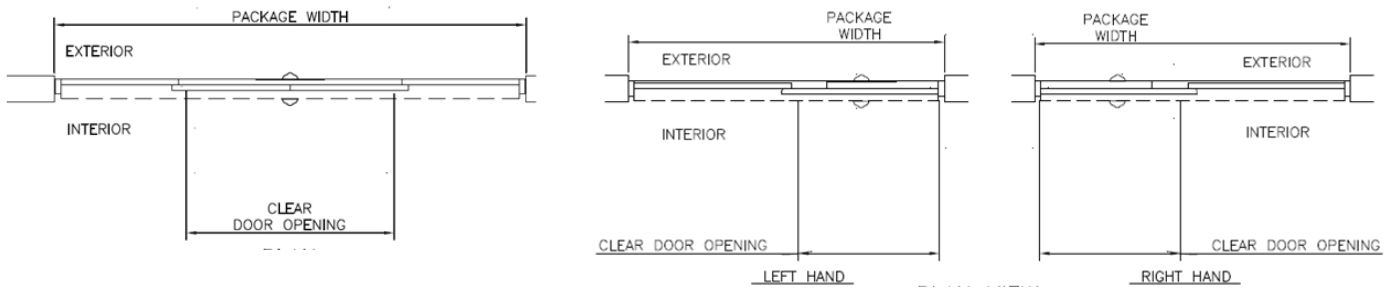
From engineering and development, to product delivery and quality, Stanley is constantly moving forward with innovative solutions you can depend on.

DURA-GLIDE PRODUCT SPECIFICATIONS

| Description | Standard | Optional |
|----------------|---|-----------------------------------|
| Design | Bi-Part or Single Slide | |
| Jamb Dimension | 100mm x 45mm | |
| Finish | SAA or PPC | Special finishes available |
| Glass | 12mm toughened glass with polished edges | |
| Threshold | Configurable Options | |
| Locking | Single Point Bottom Rail Deadlock(s) | Electric Locking |
| Battery Backup | Monitored fly-open battery unit included | UPS |
| Activation | Combined activation & monitored safety sensor | Access Control, push buttons, etc |
| Safety | Monitored side screen safety sensor | Safety Barriers |
| Break-out | | Full or partial available |
| Codes | EN16005, UL, cUL, ANSI 156.10, IBC, NFPA 101 | |



PLAN VIEW



Packages with break-out facilities are also available. Details are available upon request.

| TYPICAL PACKAGE DIMENSIONS | | | |
|----------------------------|----------------------------|--------------------------|-----------------------------------|
| Package width | Nominal clear door opening | Door panel nominal width | Emergency break-out nominal width |
| 3000mm | 1200mm | 780mm | 1395mm |
| 3600mm | 1500mm | 930mm | 1695mm |
| 4200mm | 1800mm | 1080mm | 1995mm |



Axis Automatic Entrance Systems Ltd

Unit 6, Queens Park Industrial Estate, Studland Road, Northampton, NN2 6NA.

Tel 0844 504 6525 Fax 0844 504 6526

Service 0844 504 6535 Fax 0844 504 6536

Sales 0844 504 6545 Fax 0844 504 6546

Email: sales@axisautomatic.com www.axisautomatic.com

