

Specialists in excavator engineering, attachment sales and hire



☎ 01304 840621 ✉ sales@mutley.co.uk www.mutley.co.uk



About us



Mutley Plant Service Ltd have an extensive range of new and used attachments for the demolition, construction, recycling & rail industries enabling us to provide a complete supply of equipment for all your needs and requirements.

Mutley Plant can offer fitment sizes from 1 to 100 tonnes, including multi-quick processors, sorting grapples/grabs, hydraulic breakers, clamshells, concrete crushers plus much more.

All of our hire equipment is backed up with 24/7 service support from our field engineers. Our hire fleet consists of more than 100 units. These can be prepared to fit your excavator and transported to site.

We offer a wide range of engineering services from, mechanical, electrical to hydraulic upgrades. We have a separate engineering facility, offering machining, welding and heavy fabrication, coupled with 3D bespoke design, to offer a full range of excavator modifications & demolition upgrades.

Mutley Plant Service cover the UK for service and repairs to all attachments and excavators. We are able to minimize down time with cover from our hire fleet if required. We also supply a full fitting and maintenance service which is provided by our experienced qualified engineers.

Our services include, but are not limited to:

- Attachment sales
 - Attachment hire
 - Attachment & excavator modifications
 - Excavator demolition upgrades
 - Attachment & excavator repairs & overhaul
 - Attachment & excavator parts
 - Attachment & excavator servicing
- Plus more...

Index

Engineering, modifications and demolition upgrades	4
Service, repair, overhaul and parts	5
Multi-Quick processor	6
Pulveriser	8
Pulverisers ecoline	9
Mechanical pulverisers	10
Dedicated demolition line	11
Scrap shear	12
Mobile scrap shear with dema power	13
Mobile rail cutter	14
Concrete crusher	15
Concrete buster	16
Heavy duty demolition grapples	17
Sorting grapple	18
Sorting grapples with HPXdrive	19
Mechanical grapples	20
Orange peel grabs	21
Clamshells	22-23
Epicoc SB breaker range	24-25
Epiroc MB breaker range	26-27
Epiroc HB breaker range	28-29
Mutley hydraulic magnets	30
OilQuick coupler system	31
NOX tilt-rotators	32
NOX productivity	33
Lorry-Crane attachments	34
Bucket Crusher	35

Engineering, modifications and demolition upgrades

Mutley Plant have a separate engineering facility, offering machining, welding and heavy fabrication, coupled with 3D bespoke design, to offer a full range of excavator modifications.

Demolition upgrades



Bucket, dipper & boom ram guards



FOPS OPG demolition guards



Heavy duty side impact



Belly plates



Hand rail systems

- Bucket, dipper & boom ram guards
- FOPS OPG demolition guards
- Heavy duty side impact
- Belly plates
- Hand rail systems

Modifications



High reach conversion



Fixed, tilting or hydraulic cabin raisers

- Fixed, tilting or hydraulic cabin raisers
- High reach conversions
- Electronic warning systems
- Module joints

Service, repair, overhaul and parts

Service, repair & overhaul

Our extensive manufacturing and repair facilities enable us to carry out the smallest to the largest repairs, refurbishment or regeneration of used equipment. From welding to boring, machining or complete overhaul.



Parts

Mutley Plant Service stock a wide range of spare/wear parts for many different brands, such as:

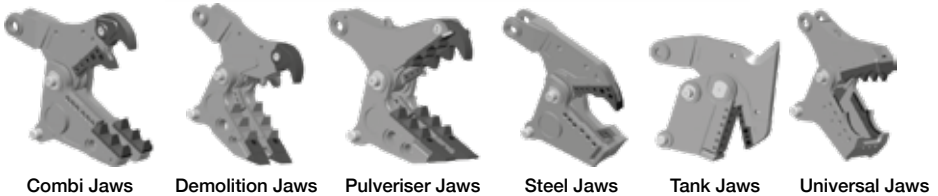
- Kinshofer
- Demarec
- Epiroc
- Verachtart
- Caterpillar
- Promove
- Dynaset
- Indeco
- Rammer
- Hyundai
- Doosan
- Hitachi
- Komatsu
- Liebherr
- Luigong
- Hydraulic components
- Pins
- Hoses
- Bushes
- Cutting blades/edges
- Bearings
- Teeth
- Seal kits
- Rams/cylinders
- Slew rings
- Piercing tips
- Safety valves

Plus much more

Some of the parts include:

A majority of our parts can be supplied the same day or by next day delivery. We stock a range of standard parts off the shelf and can source parts for specific needs.

Multi-Quick processor



The MQP's are available with various jaws which enables them to be used for cutting and crushing concrete constructions with reinforcement steel and for cutting steel structures, scrap and tanks. The unique system enables a fast and convenient hydraulic exchange of jaws by one single person. The DemaPower cylinder design provides 20% extra performance by using four pressure chambers instead of the usual two. The MQP also comes with a two speed valve for increased cycle times.

Type	Operating weight excavator (t)
MQP-25-Y	18 - 25
MQP-30-Y	22 - 35
MQP-45-Y	32 - 50
MQP-60-Y	45 - 65

Multi-Kit (Multi-processors)



Multi-kit with hydraulic release in less than 5 minutes! Available with various jaws, including, Pulverizer, Combi, Crusher, Swiss, Shearand Metal sheet-Tanks.

Type	Operating weight excavator (t)
MK07	7-9
MK10	9-12
MK13	12-18
MK18	18-25
MK23	25-35
MK28	35-45
MK38	45-60
MK55	60-75
MK75	75-100

Pulveriser



The new rotating version of the pulveriser has been developed for secondary demolition – breaking concrete and freeing reinforced steel bars. Pulverising at the demolition site reduces the costs of transport and recycling. The DemaPower cylinder design provides 20% extra performance by using four pressure chambers instead of the usual two.

Type (rotating version)	Operating weight excavator (t)
DSP-30-R-Extreme	20 - 35

Type (static version)	Operating weight excavator (t)
DSP-30	20 - 35
DSP-30Extreme	20 - 35
DSP-45	30 - 50
DSP-45Extreme	30 - 50
DSP-60	42 - 65
DSP-60Extreme	42 - 65

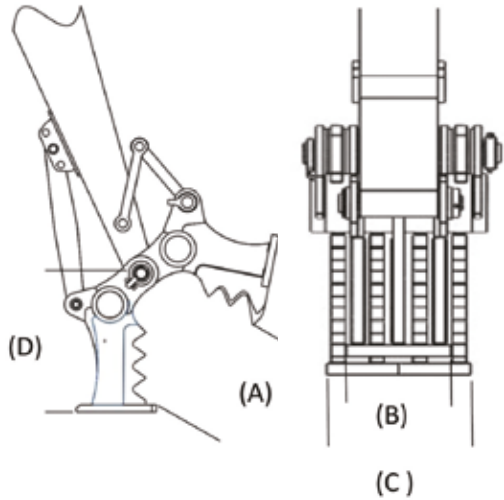
Pulveriser ecoline



The new DLP models of the Dedicated Demolition EcoLine are especially designed, competitive and yet highly performing rotatable pulverizer on the market featuring the usual Demarec quality. It's a complete new concept with mostly new exchangeable wear parts. Also these new pulverisers can be used in primary and secondary demolition.

Type	Carrier Weight (t)
DLP-12	9 - 15
DLP-16	12 - 18
DLP-18	15 - 22
DLP-24	18 - 25

Mechanical pulveriser



Our mechanical pulverisers are designed for primary crushing and on site demolition. They offer both speed and power and are available to suit pin fit or quick hitch mountings.

MPP	Operating weight excavator (t)	Weight	Open (A)	Width (B)	Width (C)	Height (D)
MPP 08	6 - 8 Tonnes	256 Kilos	580 mm	280 mm	400 mm	545 mm
MPP 12	9 - 12 Tonnes	562 Kilos	647 mm	387 mm	523 mm	742 mm
MPP 15	13 - 15 Tonnes	590 Kilos	710 mm	387 mm	523 mm	760 mm
MPP 19	16 - 19 Tonnes	950 Kilos	790 mm	460 mm	683 mm	820 mm
MPP 20	20 - 23 Tonnes	1142 Kilos	823 mm	460 mm	683 mm	884 mm
MPP 25	24 - 27 Tonnes	1300 Kilos	863 mm	460 mm	683 mm	926 mm
MPP 30	28 - 32 Tonnes	2150 Kilos	980 mm	642 mm	952 mm	1030 mm
MPP 36	33 - 36 Tonnes	2270 Kilos	1050 mm	642 mm	952 mm	1180 mm
MPP 48	37 - 52 Tonnes	2500 Kilos	1050 mm	688 mm	952 mm	1266 mm
MPP 65	53 - 67 Tonnes	3500 Kilos	1092 mm	722 mm	977 mm	1375 mm
MPP 75	68 - 79 Tonnes	4760 Kilos	1250 mm	740 mm	1020 mm	1540 mm
MPP 85	80 - 90 Tonnes	5500 Kilos	1550 mm	750 mm	1530 mm	1570 mm
MPP 120	91 - 120 Tonnes	7500 Kilos	On Application		1550mm	2020mm

Dedicated demolition line - DRC/DRD/DRP



DRC
Combi-Crusher



DRD
Demolition Crusher



DRP
Pulveriser

The rotating combi shear is suitable for use in demolition, recycling and general use. Whether you need it for renovation or demolition, this useful tool always comes in handy. The DemaPower cylinder design provides 20% extra performance by using four pressure chambers instead of the usual two.

Type	Operating weight excavator (t)
DRC-25	18 - 25
DRC-30	22 - 35
DRC-45	32 - 50
DRD-25	18 - 25
DRD-30	22 - 35
DRD-45	32 - 50
DRP-25	18 - 25
DRP-30	22 - 35
DRP-45	32 - 50
DRP-60	45 - 65

Scrap shear



- Extremely high cutting power and optimal performance/weight ratio
- Double motors for an excellent rotation and highpower.
- Cylinderfully protected from possible debris during demolition.
- Body and jaws made of wear resilient steel.
- Double balls slewing ring (from model KSC22 up).
- Strong jaw guiding system. Blades made of indexable steel 4 or 8 times.

Type	Operating weight (boom) (t)	Operating weight (dipper) (t)
KSC06	3-8	5-12
KSC11	7-14	10-20
KSC22	12-21	14-28
KSC32	20-30	20-35
KSC42	25-40	32-55

Mobile scrap shear with DemaPower



The Demarec DXS mobile shear, equipped with DemaPower 2.0 was engineered to deliver a scrap shear with a maximum force, excellent speed and lowest weight ratio for best performance in daily use on scrap yard and demolition sites. This robust tool can be used for a wide variety of jobs including demolition, scrap processing and tyre recycling.

Type	Operating weight (boom) (t)	Operating weight (dipper) (t)
DXS-40-A	18 - 25	25 - 35
DXS-40-FQC	18 - 25	25 - 35
DXS-50-A	25 - 35	35 - 50
DXS-50-FQC	25 - 35	35 - 50
DXS-60-A	32 - 50	50 - 70
DXS-60-C	30 - 50	-
DXS-70-A	35 - 65	60 - 80
DXS-70-C	32 - 65	60 - 80
DXS-80-A	On Request	On Request
DXS-80-C	On Request	On Request
DXS-90-A	On Request	On Request
DXS-90-C	On Request	On Request

Mobile rail cutter



The mobile Kinshofer Rail Cutter RC 30 is a special development for the controlled demolition of rail systems and for the scrap preparation of railway lines.

All current Vignol rails (flat bottom rails) with a standard quality up to 900 N/mm² and a profile size “S7” to “UIC 60” can be cut. Vignol rails in special qualities exceeding 900 N/mm² or with head hardening are excluded. The wear of the cutters highly depends on the quality of the rails. The mobile Rail Cutter RC 30 is ideal for excavators with an operating weight of 22 - 35t / 48400 - 77000 lbs.

Type	Service weight without adapter (kg)	Operating weight (t)
RC30	2650	22 - 35

Concrete crusher



Demarec

DemaPower
system

The Demarec DCC 2-cylinder concrete crushers have been developed for demolishing the thickest reinforced concrete, such as viaducts, quaysides, and heavy foundations. The DCC concrete crusher works perfectly in combination with the latest model excavators as well as specialized 'High Reach Demolition Machines'.

The shears have two pivot points, which ensures that the jaws have more torque to generate the maximum closing force. In combination with the newly developed DemaPower 2.0 cylinder and perfectly tailored jaw geometry, the DCC concrete shears produce 25% more force on average than similar shears. The DemaPower 2.0 system also ensures faster cycle times.

The hydraulic system is completely built into the frame and the cylinders are protected by very robust cylinder guards, so the hydraulics cannot be damaged during work. A perfect jaw design ensures an optimal force closing curve so that the DCC always has enough strength until the jaw is completely closed. The DCC also has an extra-wide and deep jaw mouth.



Type	Carrier weight (t)
DCC-20	14 - 20
DCC-25	18 - 25
DCC-30	20 - 35
DCC-40	25 - 45
DCC-50	35 - 55
DCC-65	50 - 70
DCC-75	60 - 80

A version – Standard

C version – with exchangeable tips, shrouds and long cutting blades

D version – with exchangeable wear parts and standard cutting blades

Concrete buster



Our Concrete Busters are perfectly designed for primary demolition of wide reinforced concrete structures. This attachment range has 360° endless hydraulic rotation which allows optimal positioning and precise handling. They also have faster working cycles thanks to the integrated speed valve. Full hydraulic cylinder protection due to the piston rod guards. The cutting blades are both replaceable and reversible.

Type	Carrier weight (t)
CB-350	2 - 8
CB-750	7 - 14
CB-950	12 - 20
CB-2500	20 - 35

Heavy duty demolition grapples



This heavy duty grapple is characterised by an extremely powerful closing strength and a robust construction of the yoke thanks to a Delta-box frame with wide pivotal points using over-dimensioned pins and bearings. The Delta-box frame in combination with a single large diameter cylinder - for powerful closing - ensures low reactive forces at the bearing points. These HD grabs are ideal for demolition and for sorting all kinds of building materials.

Type	Operating weight excavator (t)
D15H-P-75HD	10 - 18
D16H-P-90HD	12 - 20
D19H-P-85HD	12 - 24
D20H-P-100HD	13 - 25
D24H-P-100HD	15 - 30
D25H-P-100HD	18 - 28
D27H-P-100HD	20 - 30
D32H-P-110HD	20 - 40
D40H-P-125HD	30 - 50
D50H-P-140HD	35 - 60
D70H-P-150HD	50 - 80

Sorting grapples



The durable cutting edges can retain different materials using the edge tips. A long service life is ensured due to the use of 500 HB steel in the manufacture of the replaceable cutting edges. A robust, fully integrated rotation with sturdy slewing ring withstands external forces with the connecting hoses located inside the hub. Hydraulic quick exchange systems are mountable directly. An integrated pressure relief valve protects against overcharge.



Type	Operating weight excavator (t)
D15H-80	11 - 15
D20H-100	14 - 20
D27H-115	20 - 27

Type	Operating weight excavator (t)
D12H-P-60	8 - 12
D15H-P-80	11 - 15
D20H-P-100	14 - 20
D24H-P-100	18 - 24
D27H-P-115	20 - 27
D37H-P-125	27 - 37

Sorting grapples with *HPXdrive*



This unique and fully maintenance-free grab concept, with its compact design and long service life, ensures a constant closing force due to the patented HPXdrive-system. The perforated shells provide an excellent view onto the work in progress and have a high strength to weight ratio. The sealed HPXdrive-system makes sure the hydraulics are fully protected.

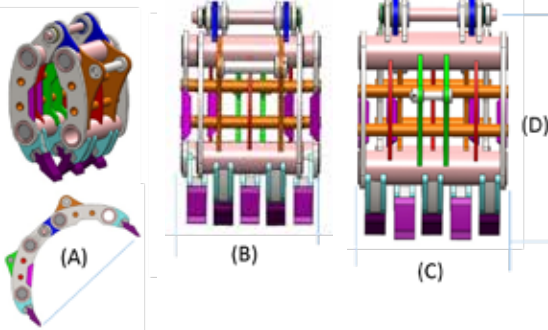


Type	Operating weight excavator (t)
D04HPX-40	2 - 4
D06HPX-45	4 - 6
D09HPX-60	5 - 9



Mechanical grapples

Mutley
Plant Service Ltd



Our mechanical grapples are designed for use where heavy duty application is required, i.e rock placement, demolition or waste disposal. They are available to suit pin fit or quick hitch mountings.

Model	Operating weight excavator (t)	Weight	Open (A)	Width female jaw (B)	Width male jaw (C)	Height (D)
HDG 14	12 to 15 Tonne	850 Kilos	1,750mm	750mm	950mm	1,200mm
HDG 19	16 to 19 Tonne	900 Kilos	2,200mm	760mm	1,080mm	1,340mm
HDG 27	20 to 27 Tonne	1,300 Kilos	2,400mm	800mm	1,100mm	1,380mm
HDG 37	28 to 37 Tonne	2,800 Kilos	2,500mm	860mm	1,115mm	1,580mm
HDG 48	38 to 54 Tonne	3,000 Kilos	2,800mm	960mm	1,295mm	1,827mm
HDG 60	54 to 65 Tonne	3,600 Kilos	3,000mm	1,150mm	1,400mm	2,010mm
HDG 80	65 to 80 Tonne	6,300 Kilos	3,200mm	1,200mm	1,550mm	2,150mm
HDG 90	80 to 100 Tonne	7,200 Kilos	3,500mm	1,245mm	1,700mm	2,300mm
HDG 100	100 to 120 Tonne	Available on request				

The above specifications can change without notice. The weights shown do not include stabiliser arm or anchor bracket. The opening measurement depends on specification and whether it is quick hitch or direct mount.

Orange peel grabs



The range of Kinshofer orange peel grabs offer a variety of key advantages ensuring maximum productivity and minimal maintenance. Wide opening ranges guarantee a good penetration and release characteristics. The orange peel grabs are available with rotator or integrated rotation (heavy duty) with sturdy slewing, depending on the type. The heavy duty version features solid end stops, accurate fittings, reinforced bolts and large bearing surfaces.



Type	Operating weight excavator (t)
P22V-450-4	16 - 22
P22V-450-5	16 - 22
P25VR HD-600-3	18 - 25
P25VR HD-800-3	18 - 25
P25VR HD-800-4	18 - 25
P30VHD-600-4	20 - 30
P30VHD-600-5	20 - 30
P30VHD-800-5	20 - 30
P40VHD-600-3	26 - 40
P40VHD-800-3	26 - 40
P40VHD-1000-3	26 - 40
P40VHD-1250-3	26 - 40
P40VHD-1500-3	26 - 40
P40VHD-600-5	26 - 40
P40VHD-800-4	26 - 40
P40VHD-800-5	26 - 40
P51VHD-1000-4	36 - 50
P51VHD-1000-5	36 - 50
P51VHD-1250-5	36 - 50
P51VHD-1500-4	36 - 50
P51VHD-1500-5	36 - 50
P100VHD-1500-5	50 - 100
P100VHD-1900-4	50 - 100
P100VHD-2000-5	50 - 100
P100VHD-2500-5	50 - 100
P100VHD-3000-5	50 - 100

Available tines:




T: Small



W: Wide



H: Half closing



F: Fully closing

Clamshells with exchangeable shells



The Kinshofer clamshell buckets of the C-VE series feature vertical cylinders and an integrated shell exchange system. While the main carrier including shell carrier, hydraulics and bearings remains the same, the shells can be exchanged within under 5 minutes by only one man without any hydraulic works necessary. The change mechanism is integrated into the robust shell bearing.



Type	Operating weight excavator (t)	Volume (litre)
C08VE-32	4 - 8	115
C08VE-40	4 - 8	145
C08VE-50	4 - 8	185
C08VE-60	4 - 8	220
C08VE-80	4 - 8	300
C12VE-32	9 - 12	125
C12VE-40	9 - 12	160
C12VE-50	9 - 12	200
C12VE-60	9 - 12	245
C12VE-70	9 - 12	285
C12VE-80	9 - 12	330
C18VE-33	13-18	125
C18VE-40	13-18	160
C18VE-50	13-18	200
C18VE-60	13-18	245
C18VE-80	13-18	330
C18VE-100	13-18	415
C25VE-42	19 - 25	210
C25VE-50	19 - 25	250
C25VE-60	19 - 25	305
C25VE-80	19 - 25	410
C25VE-100	19 - 25	520
C25VE-120	19 - 25	625



Re-handling clamshells



The re-handling clamshell bucket with closed shells has been especially designed for fine-grained loads such as fertilizer. The durable re-handling clamshell bucket with open shells is developed for the loading and unloading of bulk materials in large amounts. The integrated rotation provides a sealed swivel and bevel. The rotary feed through and motor are accessible directly. An integrated non-return valve guarantees the secure retention of loads even if the pressure drops.

Type	Operating weight excavator (t)	Operating weight material handler (t)	Volume (litre)
C40VHD-125-24	18 - 25	20 - 40	1250
C40VHD-150-24	18 - 25	20 - 40	1500
C40VHD-175-24	18 - 25	20 - 40	1750
C40VHD-200-24	18 - 25	20 - 40	2000
C40VHD-125-26	18 - 25	20 - 40	1560
C40VHD-150-26	18 - 25	20 - 40	1875
C40VHD-175-26	18 - 25	20 - 40	2190
C40VHD-180-26	18 - 25	20 - 40	2300
C40VHD-200-26	18 - 25	20 - 40	2500
C40VHD-150-28	18 - 25	20 - 40	2250
C40VHD-175-28	18 - 25	20 - 40	2600
C40VHD-200-28	18 - 25	20 - 40	3000
C40VHD-230-28	18 - 25	20 - 40	3500
C40VHD-150-30	18 - 25	20 - 40	2600
C40VHD-175-30	18 - 25	20 - 40	3000
C40VHD-200-30	18 - 25	20 - 40	3500
C40VHD-230-30	18 - 25	20 - 40	4000
C60VHD-180-24	30 - 45	40 - 65	1800
C60VHD-200-24	30 - 45	40 - 65	2000
C60VHD-220-24	30 - 45	40 - 65	2200
C60VHD-180-26	30 - 45	40 - 65	2300
C60VHD-200-26	30 - 45	40 - 65	2500
C60VHD-220-26	30 - 45	40 - 65	2750
C60VHD-180-28	30 - 45	40 - 65	2700
C60VHD-200-28	30 - 45	40 - 65	3000
C60VHD-220-28	30 - 45	40 - 65	3300
C60VHD-180-32	30 - 45	40 - 65	3600
C60VHD-200-32	30 - 45	40 - 65	4000
C60VHD-220-32	30 - 45	40 - 65	4400
C60VHD-250-32	30 - 45	40 - 65	5000

Epiroc SB breaker range



These SB breakers are perfect for demolishing light concrete structures and asphalt pavements, performing earthworks, scaling in underground operations, and cleaning ladles and converters in foundries.



		SB 52	SB 102	SB 152
Carrier weight class	t	0.7-1.1	1.1-3	1.9-4.5
Service weight	kg	55	90	140
Oil flow rate	l/m	12-27	16-35	25-45
Operating pressure	bar	100-150	100-150	100-150
Max. hydraulic input power	kW	7	9	11
Impact rate	bpm	750-1,700	750-2,300	850-1,900
Working tool diameter	mm	40	45	50
Sound power level guaranteed	dB(A)	117	115	114
Sound pressure level (r =10m)	dB(A)	89	87	85
Energy Recovery		•	•	•
ContiLube™ II micro/ContiLube™ II		o	o	o
AutoStart		•	•	•
Water inlet (for dust suppression)		-	-	•
Water nozzles		-	-	o
Air inlet (for underwater/tunneling work)		•	•	•
Oil drainage plug		-	-	•
Pressure relief valve		•	•	•
Dust wiper		•	•	•
Replaceable wear protection plate		-	-	-



SB 202	SB 302	SB 452	SB 552	SB 702	SB 1102
2.5-6	4.5-9	6.5-13	9-15	10-17	13-24
200	300	440	520	720	1,060
35-65	50-80	55-100	65-115	80-120	100-135
100-150	100-150	100-150	100-150	120-170	130-180
17	20	25	29	34	40
850-1,800	600-1,400	550-1,250	650-1,150	600-1,050	550-850
65	80	95	100	105	120
118	119	122	126	122	123
90	91	94	97	94	94
•	•	•	•	•	•
◦	◦	◦	◦	◦	◦
•	•	•	•	•	•
•	•	•	•	•	•
◦	◦	◦	◦	◦	◦
•	•	•	•	•	•
•	•	•	•	•	•
•	•	•	•	•	•
•	•	•	•	•	•
-	-	-	-	•	•

Epiroc MB breaker range



The MB breakers are ideal for concrete and asphalt demolition work, secondary rock breaking and primary rock excavation on construction sites.



			MB 750	MB 1000	MB 1200
Technical data	Carrier weight class	t	10-17	12-21	15-26
	Service weight	kg	750	1,000	1,200
	Oil flow rate	l/min	80-120	85-130	100-140
	Operating pressure	bar	140-170	160-180	160-180
	Max. hydraulic input power	kW	34	39	42
	Impact rate	bpm	370-840	350-750	340-680
	Working tool diameter	mm	100	110	120
	Sound power level guaranteed	dB(A)	117	119	117
Sound pressure level (r =10m)	dB(A)	88	90	88	
Feature overview	Energy Recovery		•	•	•
	ContiLube™ II		•	•	•
	AutoControl		-	•	•
	AutoStart		•	•	-
	StartSelect (AutoStart & AutoStop)		-	-	•
	Air inlet (for underwater/tunneling work)		•	•	•
DustProtector II		o	o	o	



MB 1500	MB 1650
17-29	19-32
1,500	1,650
120-155	130-170
160-180	160-180
46	51
330-680	320-640
135	140
120	TBA
91	TBA
•	•
•	•
•	•
-	-
•	•
•	•
o	o



Epiroc HB breaker range



Our HB breakers are designed for primary blast-free rock excavation and secondary rock breaking on construction sites and in quarries, surface and underground mines as well as primary demolition of reinforced concrete structures. The MB & HB breakers are available with Conti-lube and dust protection.



		HB 2000	HB 2500	HB 3100	
	Carrier weight class	t	22-38	27-46	32-52
	Service weight	kg	2,000	2,500	3,100
	Oil flow rate	l/min	150-190	170-220	210-270
	Operating pressure	bar	160-180	160-180	160-180
	Max. hydraulic input power	kW	57	66	81
	Impact rate	bpm	300-625	280-580	280-560
	Working tool diameter	mm	145	155	165
	Sound power level guaranteed	dB(A)	120	121	120
	Sound pressure level (r = 10m)	dB(A)	91	92	91
	Energy Recovery		•	•	•
ContiLube™ II		•	•	•	
AutoControl		•	•	•	
StartSelect (AutoStart & AutoStop)		•	•	•	
Air inlet (for underwater/tunneling work)		•	•	•	
PowerAdapt		•	•	•	
DustProtector II		○	○	○	



HB 3600	HB 4100	HB 4700	HB 5800	HB 7000	HB 10000
35-63	40-70	45-80	58-100	70-120	85-140
3,600	4,100	4,700	5,800	7,000	10,000
240-300	250-320	260-360	310-390	360-450	450-530
160-180	160-180	160-180	160-180	160-180	160-180
90	96	108	117	135	159
280-560	280-550	280-540	280-480	280-450	250-380
170	180	190	200	210	240
123	124	126	121	121	123
93	94	97	92	92	93
•	•	•	•	•	•
•	•	•	•	•	•
•	•	•	•	•	•
•	•	•	•	•	•
•	•	•	•	•	•
•	•	•	•	•	•
•	•	•	•	•	•
o	o	o	o	o	•

Mutley hydraulic magnets



Mutley magnets are designed, manufactured & supplied to us by a company in Germany. The magnet will help you save on equipment repair and downtime; and allow you to turn scrap metal into a profitable income source. A Mutley hydraulic magnet attaches easily to any hydraulic carrier and is ideal for demolition sites, scrap yards and recycling facilities.

Type	Carrier weight (t)	KW
M8S Standard	7 to 15	9KW
M8S Premium	7 to 15	13KW
M14S Standard	12 to 30	9KW
M14S Premium	12 to 30	13KW
M16S Standard	13 to 45	9KW
M16S Premium	13 to 45	13KW

OilQuick



Benefits With OilQuick

Fast and efficient

The OilQuick quick coupler system enables the operator to change over quickly between various mechanical and hydraulic attachments from inside the cab. As a result, he has the right tool for the job in every situation, can work faster and more efficiently.

Highest Quality

OilQuick quick couplers and tool adapters are of the highest quality and ensure a precision fit. The coupler locks the attachments in place at full system pressure. This ensures engagement with no play resulting in minimum wear and long service life for the coupler system.

More cost effective

Fast tool change and efficient use of the excavator help to increase productivity. Experience has shown that investing in an OilQuick quick coupler pays off when you have to change hydraulic work tools two or three times a working day.



Model	Width (mm)	Pin distance (mm)	Weight (kg)	Weight of machine (t)
OQ 40/27	270	300	32	2-5
OQ 45-5	290	430	85	5-12
OQ 60-5	340	480	135	8-18
OQ 65	440	530	170	14-22
OQ 70	450	600	210	15-28
OQ 70/55	550	600	230	18-28
OQ 80	590	670	320	25-40
OQ 90	750	750	630	40-70
OQ 120	870	925	1200	70-120

NOX tilt-rotators



Experience and innovation have led to one of the most advanced tools for excavators – the NOX Tiltrotator: continuous 360° rotation and a tilting angle of up to 2 x 55° make it a universal joint. Combined with a quick change system and a range of attachments, it's a highly efficient addition to any construction site. The NOX Tiltrotator range is optimally engineered to suit excavators with an operating weight from 3 to 25 tons – tilting competitive advantage firmly in your direction.

NOX	Excavator weight class (tons)																						
	3	4	5	6	7	8	9	10	11	12	13	14	15	16	17	18	19	20	21	22	23	24	25
TR06 NOX	■																						
TR07 NOX		■																					
TR11 NOX			■																				
TR14 NOX				■																			
TR19 NOX					■																		
TR25 NOX						■																	

NOX: productivity

Versatile and cost-effective, suitable for multiple applications



Pallet Fork application

Lifting, moving and positioning of palletized or unpalletised materials is easy with the NOX. Turn your excavator into a fork lift truck.

Bucket application

All kinds of buckets can be used, including narrow models for trenching. Due to the compact design of the NOX you can now dig deep trenches and work between existing pipes and cables.

Gripper application

Clever addition to the NOX: using the gripper, available as a flat cassette or integrated in the quick coupler, you can position masts, poles and curbstones, while other attachments remain mounted.

Grab application

Just trust Kinshofer's 40 years of experience in designing and manufacturing excavator attachments and combine with any kind of grab or clamshell bucket. The HPXdrive grapples make your NOX an absolute power pack without hydraulic cylinders.

Grading application

Use the NOX as a grader and shape sites quickly. Once the job is done, effectively plane and clean up with our unique grader blade.

Compacting application

Due to the large dimensioned hydraulic swivel of the NOX a compactor plate can be used.



Model shown: TR25NOX

Lorry-Crane attachments



The Kinshofer lorry-crane attachment range consists of:

- Brick stack grapples
- Pallet/universal forks
- Clamshell grabs – open or closed
- Barrier lifters
- Orange peel grapples
- Rock grapples
- Timber grapples
- Logging grapples
- Hay & forestry grapples
- Railway grapples
- Manipulators



If you have any bespoke enquiries please get in touch.



Bucket crusher

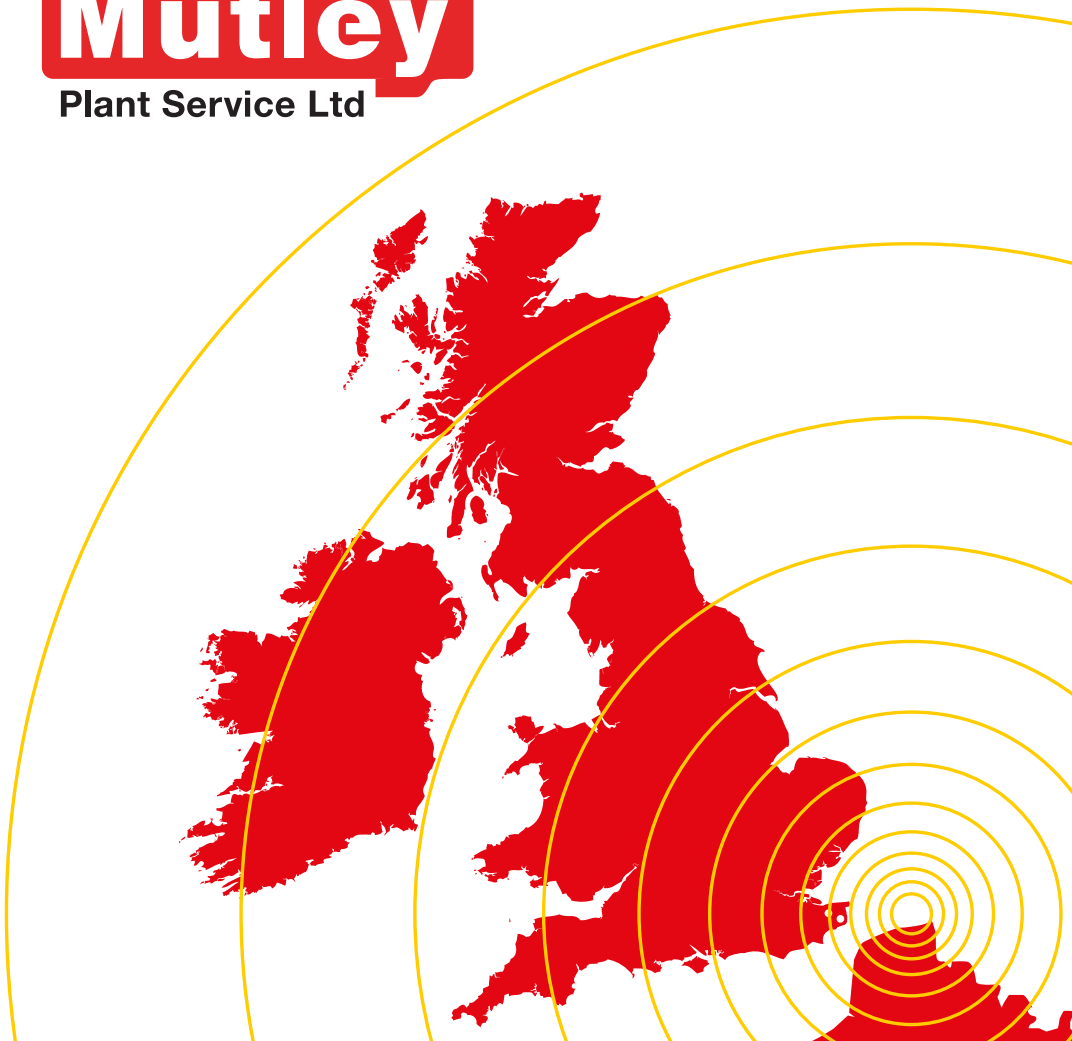


Our bucket crusher range is able to process natural rock as well as recycling materials due to its solid and robust build. With a plate that is specially designed to be positioned upwards instead of downwards, our system generates a figure eight motion that allows crushing to begin high up on the jaw face. These bucket crushers prevent any materials being blocked because of the forward and backward motion of the crushing plates.

Type	Carrier weight (t)
BC 2100	18 - 28
BC 2500	22 - 35
BC 3700	28 - 40
BC 5300	35 - 54

Mutley

Plant Service Ltd



KINSHOFER
Tractor and excavator attachments



Demarec
Excavator and Backhoe Attachments



TREVI BENE



AUGERTORQUE
Auger Attachments

 **OilQuick**[®]
Automatic quick coupler systems

 **Epiroc**

 **VERACHTERT**

 **NIDO**
Nido is the only manufacturer of
Nido in the United Kingdom. Member of the United Kingdom Industry.

☎ 01304 840621
sales@mutley.co.uk
www.mutley.co.uk



Registered office
Shepherds Forge
Sutton Road
West Langdon
Dover, Kent
CT15 5HN

1 Cooting Road
Aylesham Ind
Aylesham
Nr Canterbury, Kent
CT3 3EP

Registered in England No: 3479006 VAT No: 702 5029 77