

# 4



1 lockers



2 shelving



3 cupboards & work stations



4 kinetic mobile shelving



5 technic shelving



6 cloakroom



7 cabinets



8 ultrabox plastic lockers



PROBE

KINETIC MOBILE SHELVING

PROBE-KINETIC

1 2 3 4 5 6 7 8 9

ACTIVECOAT<sup>®</sup>  
anti-bacterial technology  
HYGIENIC

This Medium Duty Mobile Shelving System from Probe offers the highest quality track, mechanism and base. Design to perfectly accommodate Probe's Ikon shelving system and create up to 100% more storage space in your existing archive area.



#### DECOR END PANELS

New comprehensive range

#### HAND WHEELS

New hand wheel with warning light that illuminates during operation

#### END STOPS

New Concealed Stops; nothing protruding above floor level

#### LOW PROFILE BASE

The low profile and modular mobile base system can be reduced in length, extended and easily relocated

#### LOW PROFILE ADJUSTABLE TRACKS

The new 38mm high Kinetic tracking inherits the successful levelling from the previous Mobilis system

#### NO FLOOR FIXINGS

The modular system easy to relocate and/or extend if required

#### RAMP

Attractive aluminium ramp up to low profile flooring

#### NEW DRIVE MECHANISM

New gear configuration to cater for heavier loads on longer units

Probe reserve the right to alter design and price without prior consent.

# KINETIC MOBILE SHELVING



Probe reserve the right to alter design and price without prior consent.



[www.probe-lockers.ltd.uk](http://www.probe-lockers.ltd.uk)



**ACTIVECOAT<sup>®</sup>** hygienic, hard wearing and anti-bacterial  
anti-bacterial technology 99.9% REDUCTION OF BACTERIA INCLUDING MRSA & E-COLI for the life of the coating

# NEW TRACK & HEAVY DUTY CARRIAGE

KINETIC MOBILE SHELVING

## TRACK SPECIFICATION



Tracks in 1500mm and 2000mm modules enabling any track to be sized to the nearest 500mm minimising waste. A 30 x 30 x 3mm inwardly lipped C-Section high tensile running track is set in the outer track which houses the jacking mechanism and supports the boards.

## FLOOR SPECIFICATION

Floor panels are now in modular sections and are wear resistant.

## DRIVE SPECIFICATION

We offer various gear ratios to suit all needs, not only to control hand wheel effort but also acceleration. As a guide, using our standard 3:1 mechanical advantage, we would expect a 1000kg load to be require 0.30kg hand wheel effort.



Probe reserve the right to alter design and price without prior consent.



[www.probe-lockers.ltd.uk](http://www.probe-lockers.ltd.uk)



**ACTIVECOAT<sup>®</sup> hygienic, hard wearing and anti-bacterial**

99.9% REDUCTION OF BACTERIA INCLUDING MRSA & E-COLI for the life of the coating



# KINETIC MOBILE SHELVING



Probe reserve the right to alter design and price without prior consent.



[www.probe-lockers.ltd.uk](http://www.probe-lockers.ltd.uk)



**ACTIVECOAT**<sup>®</sup>  
anti-bacterial technology

**hygienic, hard wearing and anti-bacterial**

99.9% REDUCTION OF BACTERIA INCLUDING MRSA & E-COLI for the life of the coating



# DECOR END PANEL OPTIONS

There are now an extended range of end panel options to suit every environment and compliment your existing or designed interior.



- |                                      |                                     |                |                        |                          |
|--------------------------------------|-------------------------------------|----------------|------------------------|--------------------------|
| <b>WHITE</b><br>RAL 9016             | <b>PASTEL BLUE</b><br>RAL 5024      | <b>OAK*</b>    | <b>NEUTRAL</b><br>9T21 | <b>WHITE</b><br>RAL 9016 |
| <b>BLACK</b><br>RAL 9004             | <b>SILVER GREY</b><br>RAL 7001      | <b>ASH*</b>    | <b>GREY</b><br>9981    |                          |
| <b>SILVER</b><br>RAL 9006            | <b>PASTEL TURQUOISE</b><br>RAL 6034 | <b>BEECH*</b>  | <b>GREEN</b><br>6T08   |                          |
| <b>RED</b><br>Similar to BS 04 E53   | <b>BLUE LILAC</b><br>RAL 4005       | <b>MAPLE*</b>  | <b>VIOLET</b><br>8T01  |                          |
| <b>YELLOW</b><br>Similar to RAL 1004 | <b>SULPHUR YELLOW</b><br>RAL 1016   | <b>WALNUT*</b> | <b>YELLOW</b><br>2252  |                          |
| <b>GREEN</b><br>RAL 6018             |                                     |                | <b>BLUE</b><br>751     |                          |
- \*Timber effect.

Due to print/screen limitations these colours are a representation only

## PROBE KINETIC SHELVING

Below are two examples of shelving in the same area. The New Probe Kinetic Mobile Shelving System increases shelving area by as much as **100%**.



UP TO **100%**  
SPACE  
SAVING


Probe reserve the right to alter design and price without prior consent.



[www.probe-lockers.ltd.uk](http://www.probe-lockers.ltd.uk)

# HAND WHEEL OPTIONS

To compliment the new stylish handwheel there are five new colour insert options to match the Acrylic infill colours opposite. Available at an additional cost.



## INNOVATIVE MOVEMENT SENSOR AND SUPER BRIGHT LEDs

This innovative movement sensor and super bright LED illumination indicates when the system is in operation or has recently been used.

Probe reserve the right to alter design and price without prior consent.



**ACTIVECOAT**® anti-bacterial technology **hygienic, hard wearing and anti-bacterial**  
99.9% REDUCTION OF BACTERIA INCLUDING MRSA & E-COLI for the life of the coating