




Emergency Reserve Manifold - ERM



Key Features

1. Integrated manifold header
2. High precision gauges
3. Two stage regulation
4. Medical grade first stage regulators
5. Alarm terminal connection block
6. Flat face 'O' ring sealed joints
7. Gem 10 test point with valve
8. Second stage regulator assembly
9. High pressure bank shut off valves
10. Cylinder extension kits

Benefits

- No additional installation time for modular manifold headers - just four fastening points for the whole assembly
- For accurate setting of line pressure
- Maintains a smooth and constant delivery pressure
- Purpose designed for highly demanding Medical application and fully compliant to HTM02-01 including no halogenated polymers
- For ease and speed of connection to medical alarm panels
- Makes swapping out components simple for maintenance
- Sample point for gas purity testing
- Simple to adjust and set up
- Extremely durable piston valve design
- Simple and quick to install for additional cylinder capacity - note additional modular manifold extensions can also be added to gain capacity over 2 x 2 if required

*Life
is in the
details.*



Superior Performance

The BeaconMedæs Emergency Reserve Manifold is designed for compliance with HTM02-01 guidelines. Due to its unique two stage regulation design, the Emergency Reserve Manifold (ERM) is capable of delivering high flow rates of 1000 lpm at 4 bar pressure and 2000 lpm 7 and 11 bar pressure (at 10% drop from static to dynamic pressure as per standards).

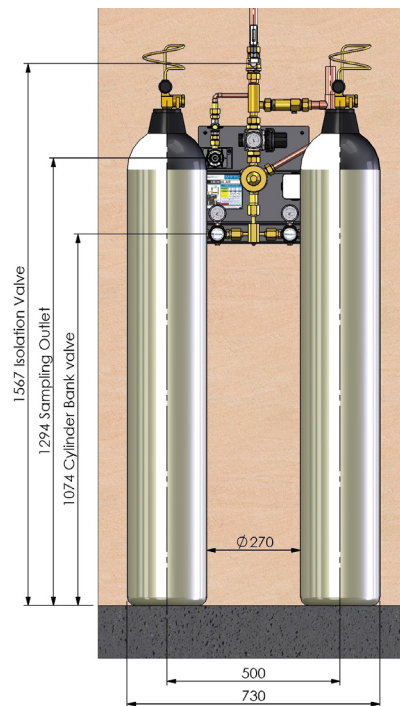
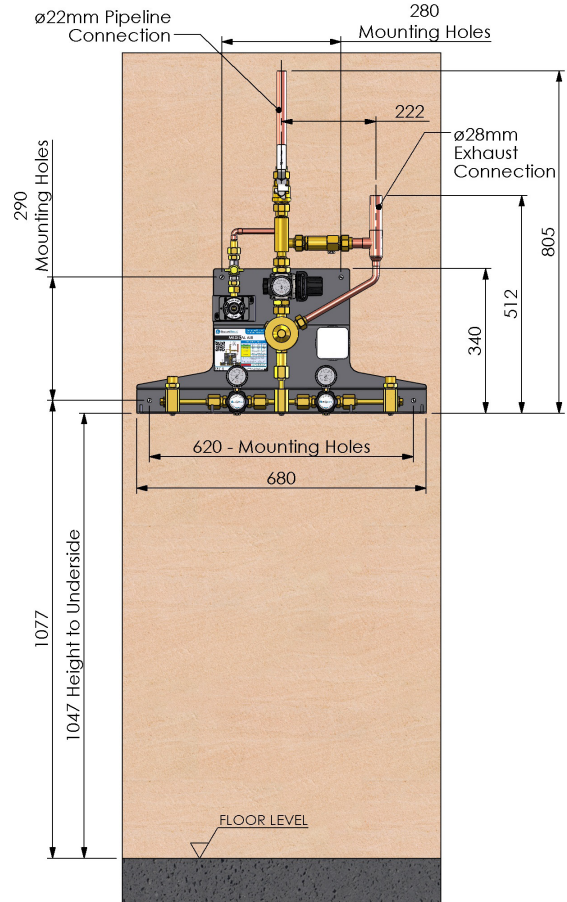
With ultimate patient safety first in mind, no halogenated polymers are used in the high pressure gas stream. This is achieved by incorporating our bespoke Medical grade 1st stage regulator.

Not only is the ERM an ultra reliable product, but it is also quick and easy to install by integrating the primary 2 x 1 manifold header.

Since we at BeaconMedæs understand that space limitations are common in many manifold rooms, we have managed to reduce the width of our 2 x 1 panel by 24%. This makes our unit as tight and compact as possible without compromising access to high pressure shut off valves or gauge visibility.

In order to extend their working life, tailpipes are manufactured from cupro nickle to prevent work hardening, a problem frequently associated with copper tailpipes. Tailpipes are available to suit most standards including Pin Indexed, BSP Bullnose and US CGA.

Emergency Reserve Manifold Installation with J or G Cylinders



Width (mm)	
2 x 1	730
2 x 2	1200
2 x 3	1942
2 x 4	2269
2 x 5	2952
2 x 6	3979

