

PRODUCT OVERVIEW

MEASUREMENT AND PROJECTION



**STATIC AND DYNAMIC LASER SYSTEMS FOR ALIGNMENT,
POSITIONING AND MEASURING IN INDUSTRY AND CRAFTS**



ALIGNMENT USING LAP LASERS AND PROJECTORS



LINES, CROSSES, POINTS

Linelasers are used in industry and crafts for alignment of workpieces or machines. They are used instead of rulers, set-squares, limit stops or similar equipment. Most of the times lasers help at places you can't use mechanical guiding. Or at places where you need both hands for work.

Application

- Positioning of an object
- Alignment of one or several objects
- Display of cutting lines or bending edges
- Display of working point for drilling or cutting
- Verification of shape
- Reference line for camera or light section systems



MOVABLE LINES

Besides static guidelights LAP also offers systems with movable and fixed line laser modules.

Application

- Positioning at variable coordinates
- Alignment controlled by PLC
- Production of changing geometries

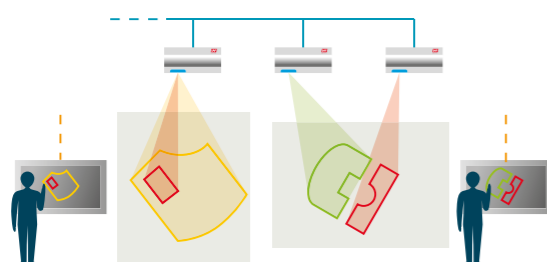


OUTLINES, TEMPLATES, PATTERNS

Laser projectors display precise outlines, templates, patterns or other shapes on virtually all surfaces by projecting laser lines. Measurement equipment or physical templates are substituted by a 1:1 outline, displayed by a bright laser line.

Application

- Production of carbon fiber aircraft parts
- Production of GRP parts for ships
- Woodworking on machining centres
- Cutting and milling of stone tabletops or window sills
- Equipment of PCBs
- Assembly of prefabricated constructions
- Manufacturing of wire harness
- Painting and coating



MEASUREMENT USING LAP LASER SENSORS



DISTANCE, POSITION, THICKNESS, WIDTH, HEIGHT, LENGTH, STRAIGHTNESS, FLATNESS

Laser triangulation sensors measure the distance to an object without touching it. This includes dynamically changing distances like deflection, sag, excentricity and the like. By comparison to a reference or by using two sensors, you may measure thickness, width, height or length. With three or more sensors in a line you may detect straightness or flatness. If you move the sensors or the object, you receive complete cross or length profiles. Scanning triangulation sensors offer a local line profile of a surface.

Applications for triangulation sensors

- Using one sensor: Distance, displacement, deflection, sag, excentricity ...
- Using one sensor and reference: thickness, width, height, length ...
- Using two sensors: thickness, width, height, length ...
- Using several sensors and/or moving the object: straightness, flatness, cross profile, length profile, combined dimensions ...



DIAMETER, OVALITY, GAP, WIDTH

Laser scan micrometers detect the shadowing of an object in the measuring field. One sensor consists of one emitter and one receiver in separate housings. The object to be measured must be in between. If there are several objects, their edges and the space in between may be detected. This method prefers round objects, as objects with parallel faces, like cubes, change their shadow size with the slightest change of their angle in relation to the measuring field.

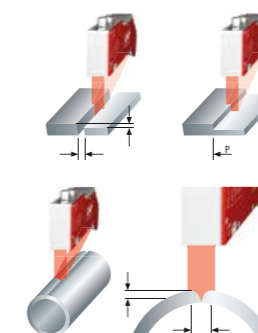
Applications for laser micrometer

- Measuring the position of objects reaching into the measuring field ...
- Measuring diameter and position of objects completely within the measuring field ...
- Measuring distance, gap, position and diameter of several objects in the measuring field ...
- Using 2 or more sensors: measuring ovality, large diameters, round profiles ...



CURVATURE, PROFILE, CONTOUR, FLUTE

Light section sensors are mainly used to capture contours. Depending on constellation they can determine diameter, surface profile and even detect surface imperfections.



Applications for light section sensors

- Using one sensor: measuring steps, gaps, angles, curves, surface profiles ...
- Using several sensors: complete outline, diameter and ovality, surface contour
- Special use: target/actual comparison, e.g. after PCB equipping

STATIC PROJECTION SPOT, CROSSHAIRS AND LINE LASER



Laser power	1 ... 30 mW
Line length	Line: 1 ... 20 m, Crosshairs: 60/90 cm
Power supply	4 ... 6 V DC
Enclosure rating	IP 42
Highlights	Focusable, small, surge protected, reverse polarity protected



Laser power	1 ... 30 mW
Line length	Line: 1 ... 20 m, Crosshairs: 60/90 cm
Power supply	12 ... 30 V DC, 15 ... 20 V AC
Enclosure rating	IP 67
Highlights	Extremely robust, focusable, surge protected, reverse polarity protected



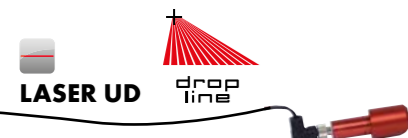
Laser power	1 ... 40 mW
Line length	1 ... 30 m, Crosshairs: 60/90 cm
Power supply	12 ... 30 V DC
Enclosure rating	IP 67
Highlights	Diode laser, extremely robust, focusable



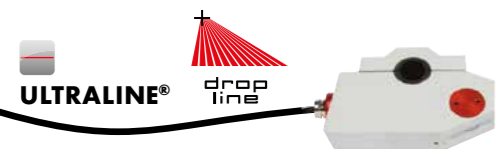
Laser power	1 ... 30 mW
Line length	1 ... 20 m
Power supply	12 ... 30 V DC, 15 ... 20 V AC
Enclosure rating	IP 67
Highlights	Waterproof and peak protected



Laser power	1 ... 30 mW
Line length	1 ... 18 m
Power supply	100 ... 240 V AC
Enclosure rating	IP 54
Highlights	Standard diameter 40 mm



Laser power	5 ... 30 mW
Line length	3 ... 12 m
Power supply	4 ... 6 V DC
Enclosure rating	IP 42
Highlights	Special optics for low mounting position



Laser power	5 ... 30 mW
Line length	3 ... 12 m
Power supply	12 ... 30 V DC, 15 ... 30 V AC or 85 ... 264 V AC
Enclosure rating	IP 54
Highlights	Patented optics for low mounting position

DYNAMIC PROJECTION SERVOLASER AND LASER PROJECTORS

MOVABLE LINES WITH SERVOLASER

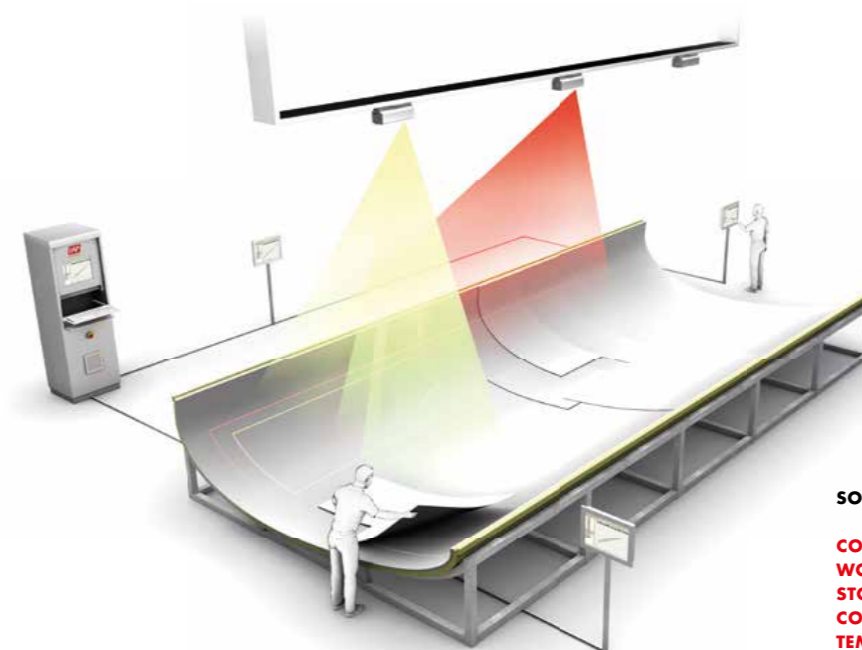
The LAP SERVOLASER Xpert is a flexible laser positioning system with fixed and movable line laser modules. You may select red, green or blue laser modules in any combination. In most applications, SERVOLASER Xpert project two parallel lines in varying positions, controlled by product specifications via EtherNet/IP™. These two lines can either move symmetrical in relation to a third, fixed centerline, or independently.



Laser power	1 ... 40 mW (dimnable)
Moving range	600 ... 2600 mm
Enclosure rating	IP 54
Highlights	Flexible configuration, high precision, automated laser movement, complete system in one housing

OUTLINES, TEMPLATES, SHAPES

CAD PRO is a laser system for projection of polylines or outlines onto working surfaces, work pieces or moulds. Laser lines are generated based upon CAD data. The projected shapes are true to scale. Laser outlines replace mechanical templates, rulers or the intricate use of measuring aids.



Laser power	from 5 mW
Accuracy*	± 0,1 mm/m
Repeatability*	± 0,025 mm/m
Beam width**	0.5 mm FWHM
Enclosure rating	IP 54
Highlights	Laser projection in red, green and yellow

*mm per m distance projector to surface.
**within ± 30° projection area in 4 m distance, beam impact perpendicular to surface, optimal focusing and calibration, > 30 minutes warm-up time.

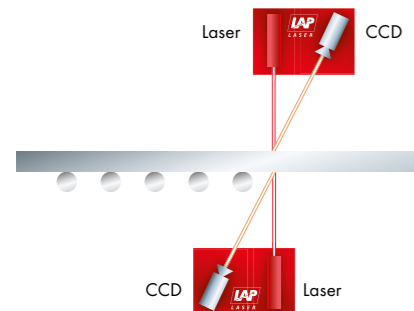
SOLUTIONS FOR INDUSTRIES:

- COMPOSITE PRO - FOR CARBON FIBRE AND COMPOSITES
- WOOD PRO - FOR WOODWORKING
- STONE PRO - FOR STONE FABRICATORS
- CONCRETE PRO - FOR PREFABRICATED CONCRETE PARTS
- TEMPLATE PRO - FOR ASSEMBLY, NESTING, KITTING, PAINTJOBS ...

DIMENSIONAL MEASUREMENT LASER SENSORS AND SYSTEMS



SENSORS AND SYSTEMS:
LAP DOESN'T ONLY SUPPLY SENSORS, BUT ALSO SOLUTIONS. WE DEVELOP YOUR INDIVIDUAL MEASUREMENT SYSTEM, FROM HARDWARE TO INTERFACING TO YOUR CONTROL SYSTEM.



LASER TRIANGULATION

Laser triangulation sensors use a fixed or scanning laser spot to determine the distance to an object. Using two or more sensors, you may measure thickness, width, height, length, straightness, flatness and more. On a moving object, you get length or cross profiles.

TRIANGULATIONS SENSORS:
ATLAS, POLARIS, ANTARIS, CALIX



Measuring ranges	10 ... 100 mm
Measurement uncertainty	from $\pm 2 \mu\text{m}$
Output	4 ... 20 mA, RS 485, Ethernet UDP*, Profibus DP*
Enclosure rating	IP 67
Highlights	Small housing, high precision, fast measurement (up to 4 kHz), parametrizable

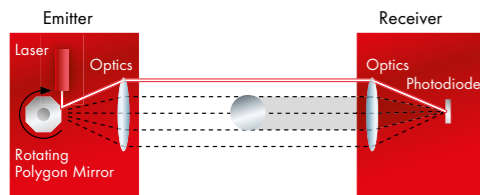


ATLAS

Measuring ranges	10 ... 400 mm
Measurement uncertainty	from $\pm 1 \mu\text{m}$
Output	4 ... 20 mA, RS 485, Ethernet UDP*, Profibus DP*
Enclosure rating	IP 65
Highlights	High precision, fast measurement (up to 4 kHz), parametrizable




POLARIS



SHADOWING METHOD

Laser scan micrometer work by detecting the shadowing caused by objects in the measuring field between emitter and receiver. These sensors are used for measuring diameters, ovality, gap width or edge position of flat objects to determine width or straightness.

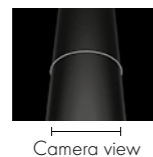
LASER SCAN MICROMETER:
METIS



Measuring ranges	customized, 500 ... 4000 mm
Measurement uncertainty	from $\pm 140 \mu\text{m}$
Output	4 ... 20 mA, RS 485, Ethernet UDP*, Profibus DP*
Enclosure rating	IP 65
Highlights	Large measuring ranges and offsets, scanning version available



ANTARIS



LASER LIGHT SECTION

Single light section sensors offer a two-dimensional view of the surface of an object. They measure edges, grooves, angles and curvatures producing a line profile. Using several sensors you may get the complete object outline. If you move the object or the sensors, you receive the complete surface geometry including imperfections.

Laser light section sensors are designed and manufactured individually to meet the customers needs. As most light section tasks are complete applications, we also offer software for data evaluation and display.

LIGHT SECTION SENSORS:
OPTARIS

Measuring ranges	10 mm, 30 mm
Measurement uncertainty	from $\pm 2.5 \mu\text{m}$
Output	RS 485, Ethernet UDP*, Profibus DP*
Enclosure rating	IP 65
Highlights	Thickness measurement in one housing, highest stability



CALIX

Measuring ranges	45 ... 230 mm
Measurement uncertainty	from $\pm 8 \mu\text{m}$
Output	RS 485, Ethernet UDP*, Profibus DP*
Enclosure rating	IP 65
Highlights	Fast measurement (up to 2 kHz), for diameters from 0.2 to 2000 mm



METIS

* via interface

LAP LASER SYSTEMS HIGHEST QUALITY AND PRECISION

For more than 30 years, LAP has been developing, manufacturing and distributing laser measurement systems, line lasers and laser template projectors for industrial and medical applications. LAP products are high-precision devices **Made in Germany**.

Using LAP laser systems, our customers improve performance and increase the quality of their products as well as the effectiveness of their processes.

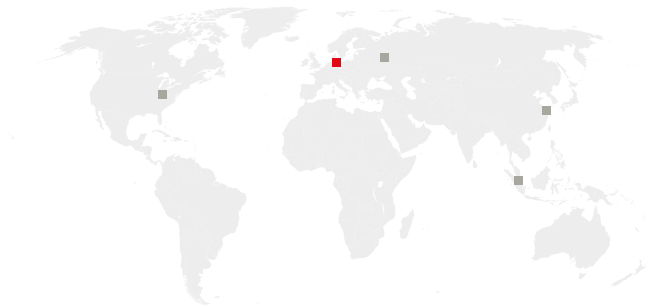
As a result of continuous product innovation, LAP has become a world leader in lasers for projection and measurement. LAP products are setting the standards in a wide range of markets from manufacturing to heavy industrial environments and medical applications. Environmental protection is important to us. We use solar panels, green electricity and roofs planted with grass. Our production is planned by standards of sustainability.

Quality has always been part of our commitment. We are content if you are. We know your high demands. To meet your requirements, the quality management of LAP is certified by DIN EN ISO 9001:2008 for industrial products and by EN ISO 13485:2007 for medical engineering products.

www.lap-laser.com/INDUSTRY



LAP SERVOLASER®, LAP POLARIS®, LAP ANTARIS® and CALUX® are registered trademarks of LAP GmbH Laser Applikationen. Further designations of products or services may be registered trademarks of LAP GmbH or other organizations; their use by third parties may infringe the rights of the respective owners.



LAP GmbH Laser Applikationen

Zeppelinstrasse 23
21337 Lueneburg
Germany
Phone +49 4131 9511-95
Fax +49 4131 9511-96
Email info@lap-laser.com

LAP Laser, LLC
1830 Airport Exchange Blvd.
Suite 110
Erlanger, KY 41018
USA
Phone +1 859 283-5222
Fax +1 859 283-5223
Email info-us@lap-laser.com

LAP GmbH
Laser Applikationen
Представительство в Москве
1, Казачий переулок 7
119017 Москва
Российская Федерация
Тел. +7 495 7304043
Факс +7 495 7304044
Email info-russia.gi@lap-laser.com

LAP Laser Applications
Asia Pacific Pte. Ltd.
750A Chai Chee Road
#07-07 Viva Business Park
Singapore 469001
Phone +65 6536 9990
Fax +65 6533 6697
Email info-asia.gi@lap-laser.com

LAP Laser Applications
China Co. Ltd.
East Unit, 4F Building # 10
LujiaZui Software Park
No. 61 Lane 91 EShan Road
Shanghai 200127
China
Phone +86 21 5047-8881
Fax +86 21 5047-8887
Email info-cn@lap-laser.com

