



# Unique Washroom Solutions

 **WASHROOM**  
ACCESSORIES

 **DUDLEY**  
**INDUSTRIES**  
SHEET METAL EXPERTISE SINCE 1942

# CONTENTS



## PLATINUM RANGE

A beautiful, contemporary washroom range

4 - 10



## PLASMA RANGE

A tough but elegant washroom range

11 - 14



## CLASSIC RANGE

An affordable but stylish washroom range

15 - 24



## ANTI-LIGATURE RANGE

Helping to safeguard those at risk of self-harm

25 - 27



## DEMENTIA RANGE

Supporting independence for as long as possible

28 - 30



## MODULO BEHIND THE MIRROR

Space saving hand hygiene solution tailored to your washroom

31 - 34



## CLASSIC BEHIND THE MIRROR

Helping maximise space in your washroom

35 - 37



## RECESSED RANGE

A prestigious, durable washroom system

38 - 40



## WUDU RANGE

Supporting multi faith facilities

41 - 42

# ABOUT DUDLEY INDUSTRIES

**Dudley Industries, a leading supplier of design led, quality stainless steel washroom equipment.**

We specialise in designing and manufacturing quality dispensers for the washroom industry. First established in 1942 we have built up decades of experience in traditional manufacturing processes whilst keeping up to date with new technologies that help deliver quality and efficiency.

Our in-house team of professional designers ensure our ranges are designed to complement the décor in the most prestigious washrooms whilst providing the durability to stand up to the busiest environments.

By selecting a Dudley Industries dispenser you can be confident in the style and quality all backed up by a customer services team who are on-hand to help in anyway they can.

**For more information please contact us**

**T: +44 (0) 1253 738 311**

**E: [sales@dudleyindustries.com](mailto:sales@dudleyindustries.com)**



## Affiliations







A BEAUTIFUL, CONTEMPORARY WASHROOM RANGE

## PLATINUM RANGE

Our Platinum product range ensures a touch of class in your washroom whilst providing your visitors with a hygienic solution. Manufactured from the finest grade stainless steel and styled to complement all washroom décor, the Platinum's robust construction keeps your consumables clean, dry and free from contamination, helping to enhance the hygiene standards in your premises.

The innovative coating helps prevent unsightly fingerprint marks ensuring the dispensers look their best at all times. Cleaning is quick and easy helping to keep your washroom looking pristine.

# TOILET SEAT CLEANER



## 375ml Toilet Seat Cleaner

- For increased washroom hygiene.
- Push operated spray formulation. Spray on to toilet tissue to wipe the seat and flush handle.
- Viewing window provides a quick and easy check on consumable level.
- Robust and tamper proof. Locked for extra security.
- Innovative coating helps prevent fingerprint marks to keep dispensers looking their best.

Weight (kg): 0.6

Dimensions (mm): W: 89 H: 194 D: 88

 Brushed / Lacquered (Ref: 50008CB)

# SANITARY DISPOSAL BAG HOLDER



## Sanitary Disposal Bag Holder

- Sanitary disposal bags help contain waste and keep sanitary bins clean in between services.
- This holder presents bags in a handy and neat manner.
- Supports washroom aesthetics.
- Innovative coating helps prevent fingerprint marks to keep dispensers looking their best.

Weight (kg): 0.27

Dimensions (mm): W: 111 H: 155 D: 48

 Brushed / Lacquered (Ref: 77021CB)

# TOILET PAPER DISPENSERS



## Toilet Roll Holder

- Stainless Steel holder for single domestic style toilet roll.
- Protects the top of the roll from water splashes.
- Stylish solution with innovative lacquer to help prevent unsightly fingerprint marks.
- Easy to replace roll.

**Dimensions (mm):** W: 150 H: 160 D: 150  
(dependent on roll dimensions)

■ Brushed / Lacquered (Ref: 77022CB)



## Jumbo Toilet Roll Dispenser

- Toilet roll dispenser suitable for midi jumbo rolls.
- Visual inspection window easily shows the fill level of the roll for easy servicing.
- Locking mechanism secures and protects the toilet rolls from pilfering.
- Cover simply snap locks into place when closing.
- Innovative coating helps prevent fingerprint marks to keep dispensers looking their best.

**Weight (kg):** 2.4  
**Dimensions (mm):** W: 299 H: 334 D: 133

■ Brushed / Lacquered (Ref: 83650CB)



## 2 Roll Toilet Paper Dispenser

- Suitable for two cored toilet rolls.
- Ensures a spare roll is always available, which drops into place when required.
- The cover hinges forward to provide easy access for servicing.
- Locking mechanism secures and protects the toilet rolls from pilfering.
- Innovative coating helps prevent fingerprint marks to keep dispensers looking their best.

**Weight (kg):** 1.7  
**Dimensions (mm):** W: 162 H: 280 D: 172

■ Brushed / Lacquered (Ref: 77019CB)



# SOAP DISPENSERS



## 375ml Soap Dispenser

- Compact design suitable for 375ml soap refills.
- Reservoir provides 600 shots of foam soap or 375 shots of liquid soap.
- Easily operated by one hand pushing the cover to dispense the soap into the hand.
- Locking mechanism secures and protects the soap reservoir from contamination.
- Easy to unlock and cover hinges forward for ease of filling.
- Cover simply snap locks into place when closing.
- Innovative coating helps prevent fingerprint marks to keep dispensers looking their best.

### Foam Soap\*

Weight (kg): 0.6

Dimensions (mm): W: 89 H: 194 D: 88

■ Brushed / Lacquered (Ref: 50006CB)

### Liquid Soap\*

Weight (kg): 0.6

Dimensions (mm): W: 89 H: 194 D: 88

■ Brushed / Lacquered (Ref: 50004CB)



## 1L Liquid Soap Dispenser

- Compact design for 1L liquid soap. Available for both cartridge and bulk fill.
- The generous 1L capacity for bulk fill dispenses 1000 shots of liquid soap.
- Easily operated by one hand pushing the cover to dispense the soap into the hand.
- Locking mechanism secures and protects refill from pilfering.
- Easy to unlock and cover hinges forward for ease of filling.
- Cover simply snap locks into place when closing.
- Innovative coating helps prevent fingerprint marks to keep dispensers looking their best.

### Cartridge Fill\*

Weight (kg): 1

Dimensions (mm): W: 120 H: 250 D: 102

■ Brushed / Lacquered (Ref: 50012CB)

### Bulk Fill

Weight (kg): 1

Dimensions (mm): W: 120 H: 250 D: 102

■ Brushed / Lacquered (Ref: 50018CB)

\* Refills available to order separately

# SOAP DISPENSERS



## 1L Foam Soap Dispenser

- Compact design for 1L foam soap. Available for both cartridge and bulk fill.
- The generous 1L capacity for bulk fill dispenses 1600 shots of foam soap.
- Easily operated by one hand pushing the cover to dispense the foam soap into the hand.
- Locking mechanism secures and protects refill from pilfering.
- Easy to unlock and cover hinges forward for ease of filling.
- Cover simply snap locks into place when closing.
- Innovative coating helps prevent fingerprint marks to keep dispensers looking their best.

### Cartridge Fill\*

Weight (kg): 1

Dimensions (mm): W: 120 H: 250 D: 102

 Brushed / Lacquered (Ref: 50014CB)

### Bulk Fill

Weight (kg): 1

Dimensions (mm): W: 120 H: 250 D: 102

 Brushed / Lacquered (Ref: 50015CB)




## 1L Shower Gel Dispenser

- Ideal for positioning in shower areas such as leisure facilities, hotels and residential homes.
- Stylish design housing with 1L capacity suitable for both cartridge fill and bulk fill.
- Easily operated by one hand pushing the cover to dispense the soap into the hand.
- Locking mechanism secures and protects the soap reservoir from contamination.
- Easy to unlock and cover hinges forward for ease of filling.
- Cover simply snap locks into place when closing.
- Please note this dispenser is not lacquered to ensure it is suitable for shower areas.

### Cartridge Fill\*

Weight (kg): 1


Dimensions (mm): W: 120 H: 250 D: 102

 Brushed (Ref: 50012SS)

### Bulk Fill

Weight (kg): 1

Dimensions (mm): W: 120 H: 250 D: 102

 Brushed (Ref: 50018SS)



# PAPER TOWEL DISPENSERS



Small



Large

## Z Fold Paper Towel Dispenser

- Ideal for Z Fold paper towels.
- Visual inspection window located on the side quickly shows stock level for ease of servicing.
- Compact size makes for ideal positioning in smaller, more restricted spaces.
- Suitable for 1 pack of paper towels (small) or 2-3 packs of paper towels (large).
- Locking mechanism secures and protects the paper towel from pilfering.
- Innovative coating helps prevent fingerprint marks to keep dispensers looking their best.

### Small

Weight (kg): 2.6

Dimensions (mm): W: 290 H: 317 D: 144

■ Brushed / Lacquered (Ref: 77015CB)

### Large

Weight (kg): 3.1

Dimensions (mm): W: 290 H: 427 D: 147

■ Brushed / Lacquered (Ref: 77017CB)



## Clearview Roller Towel Cabinet

- Roller towels are an ideal hand drying solution when power for a hand dryer is not suitable and without the waste of paper towels.
- The clear view reservoir enables an instant check on the level of unused towel available.
- The used portion of towel is securely separated from the unused section.
- The cabinet is easy to unlock and automatically locks on closure.
- Feed length of towel is set at 17.5cm per portion.
- Innovative coating helps prevent fingerprint marks to keep dispensers looking their best.

Weight (kg): 7.14

Dimensions (mm): W: 405 H: 480 D: 275

■ Brushed / Lacquered (Ref: 41600CB)

# HAND DRYER



## Hand Dryer

- High performance hand dryer contained with a sleek, slimline casing to complement the washroom décor.
- Robust and reliable for the busiest of washrooms.
- Warm air ensures comfortable and quick use.
- Provides lower running costs to paper towels with no waste.
- CE Approved.
- Innovative coating helps prevent fingerprint marks to keep dispensers looking their best.

Weight (kg): 3.1

Dimensions (mm): W: 220 H: 340 D: 170

 Brushed / Lacquered (Ref: 38155CB)

# WASTE BINS



## 14 Litre Waste Bin

- Compact 14L capacity with open top lid providing easy disposal of paper towels.
- Can be both free standing or wall mounted for added security.
- Innovative coating helps prevent fingerprint marks to keep units looking their best.

Dimensions (mm): W: 275 H: 410 D: 215

 Brushed (Ref: 77004SS)

 Brushed / Lacquered (Ref: 77004CB)



## 30 Litre Waste Bin

- Large 30L capacity with open top lid providing easy disposal of paper towels.
- Can be both free standing or wall mounted for added security.
- Innovative coating helps prevent fingerprint marks to keep units looking their best.

Dimensions (mm): W: 332 H: 603 D: 236

 Brushed / Lacquered (Ref: 77020CB)



**DUDLEY**  
**INDUSTRIES**

A TOUGH BUT ELEGANT WASHROOM RANGE

## PLASMA RANGE

The Plasma collection provides the ultimate in style through its clean lines, sleek angles and finish. The preferred choice of architects and specifiers, this range doesn't compromise on functionality; providing reliability in use, ease of servicing and robustness for longevity. This range provides the finishing touch of style to the washroom.



# TOILET PAPER DISPENSERS



## Multiflat Toilet Tissue Dispenser

- Stylish dispenser for bulk, flat toilet tissue.
- Recessed lock to preserve the sleek lines and style whilst protecting the contents.
- Cover hinges forward to provide easy access for refilling.

Weight (kg): 1.5

Dimensions (mm): W: 137 H: 223 D: 110

Brushed (Ref: 78795SS)

White (Ref: 78795WH)



## 3 Roll Toilet Paper Dispenser

- Suitable for three standard toilet rolls.
- Ensures spare rolls are always available for the busiest of environments.
- Spare rolls are stored securely helping to prevent the need to store spare rolls in the cubicle.
- Reserve rolls are held out of contact with the roll in use.
- Locking mechanism secures and protects the toilet rolls from pilfering.

Weight (kg): 1.9

Dimensions (mm): W: 126 H: 405 D: 129

Brushed (Ref: 77974SS)

White (Ref: 77974WH)



## 2 Roll Toilet Paper Dispenser

- Suitable for two cored toilet rolls.
- Ensures a spare roll is always available, which drops into place when required.
- The cover hinges forward to provide easy access for servicing.
- Locking mechanism secures and protects the toilet rolls from pilfering.

Weight (kg): 1.8

Dimensions (mm): W: 126 H: 330 D: 129

Brushed (Ref: 77972SS)

White (Ref: 77972WH)

# SOAP DISPENSER



10  
YEARS  
WARRANTY

## 1 Litre Soap Dispenser

- Suitable for liquid soap, the large 1L capacity make this dispenser suitable for the busiest of washrooms.
- The generous 1L capacity dispenses 1000 shots of liquid soap.
- Easily operated by one hand pushing the lever to dispense the soap into the hand.
- Recessed locking mechanism secures and protects the soap reservoir from contamination whilst retaining the sleek styling of the dispenser.
- Easy to unlock and cover hinges forward for ease of filling.

Weight (kg): 1.2

Dimensions (mm): W: 112 H: 250 D: 93

Brushed (Ref: 50440SS)

White (Ref: 50440WH)

# HAND DRYER



3  
YEARS  
WARRANTY

## Hand Dryer

- High performance hand dryer contained within a sleek casing to complement the washroom décor.
- Robust and reliable for the busiest of washrooms.
- Warm air ensures comfortable and quick use.
- Provides lower running costs compared to paper towels with no waste.
- CE Approved.

Weight (kg): 5.5

Dimensions (mm): W: 300 H: 347 D: 99

Brushed (Ref: 38998SS)

# PAPER TOWEL DISPENSERS



Small

Large

## C/Multi Fold Paper Towel Dispenser

- Ideal for C Fold or Multifold interleaved paper towels.
- Visual inspection window located on the front quickly shows stock level for ease of servicing.
- Smaller, compact size is ideal for locations with restricted space.
- Larger size makes for ideal positioning in locations with heavy footfall and usage.
- Locking mechanism secures and protects the paper towel from pilfering.

### Small

Weight (kg): 1.8

Dimensions (mm): W: 260 H: 211 D: 124

Brushed (Ref: 78820SS)

White (Ref: 78820WH)

### Large

Weight (kg): 3.4

Dimensions (mm): W: 260 H: 378 D: 124

Brushed (Ref: 78805SS)

White (Ref: 78805WH)



## Centrefeed Paper Towel Dispenser

- Stylish dispenser for centrefeed paper towel rolls.
- Suitable for perforated or non-perforated paper.
- Locking mechanism secures and protects the paper towel from pilfering.

Weight (kg): 3.1

Dimensions (mm): W: 211 H: 388 D: 216

Brushed (Ref: 78037SS)





**DUDLEY**  
**INDUSTRIES**

AN AFFORDABLE BUT STYLISH WASHROOM RANGE

## CLASSIC RANGE

This timeless design combines style with both function and reliability. Made from high quality stainless steel the Classic range is a proven design guaranteed to enhance all washrooms no matter how busy.

The Classic Range is our widest product range with solutions for all washroom requirements.

# TOILET PAPER DISPENSERS



## Jumbo Toilet Paper Dispenser

- Toilet roll dispenser suitable for mini / midi jumbo rolls.
- The full back plate ensures strength and stability.
- Visual inspection window easily shows the fill level of the roll for easy servicing.
- Locking mechanism secures and protects the toilet rolls from pilfering.
- Cover simply snap locks into place when closing.

### Mini Jumbo

Weight (kg): 1.6

Dimensions (mm): W: 269 H: 279 D: 135

Brushed Stainless Steel (Ref: 83700SS)

White Powder Coated Steel (Ref: 83700WH)

### Midi Jumbo

Weight (kg): 1.9

Dimensions (mm): W: 307 H: 320 D: 135

Brushed Stainless Steel (Ref: 83710SS)

White Powder Coated Steel (Ref: 83710WH)

Small



Large



## Multi Flat Toilet Tissue Dispenser

- Dispenser for multi flat, bulk toilet tissue.
- Visual inspection window located on the side quickly shows stock level for ease of refilling.
- Small unit ideal for positioning in smaller, more restricted spaces or quieter washrooms.
- The larger dispenser is perfect for busy washrooms.
- Locking mechanism secures and protects the tissue from pilfering.

### Small

Weight (kg): 0.8

Dimensions (mm): W: 137 H: 221 D: 111

Brushed Stainless Steel (Ref: 77119SS)

White Powder Coated Steel (Ref: 7711900)

### Large

Weight (kg): 1.3

Dimensions (mm): W: 142 H: 363 D: 111

White Powder Coated Steel (Ref: 7761500)



# TOILET PAPER DISPENSERS



## 3 Roll Toilet Paper Dispenser

- Suitable for three standard toilet rolls.
- Ensures spare rolls are always available for the busiest of environments.
- Spare rolls are stored securely helping to prevent the need to place spare rolls in the cubicle.
- Reserve rolls are held out of contact with the roll in use.
- Locking mechanism secures and protects the toilet rolls from pilfering.

Weight (kg): 1

Dimensions (mm): W: 125 H: 399 D: 127

- Brushed Stainless Steel (Ref: 77384SS)
- White Powder Coated Steel (Ref: 7738400)



## 2 Roll Core Toilet Paper Dispenser

- Suitable for two 100m cored toilet rolls.
- Ensures a spare roll is always available, which drops into place when required.
- Inertia type brake mechanism helps to prevent the unnecessary wasting of paper.
- Locking mechanism secures and protects the toilet rolls from pilfering.

Weight (kg): 1.8

Dimensions (mm): W: 135 H: 272 D: 159

- Brushed Stainless Steel (Ref: 78417SS)
- White Powder Coated Steel (Ref: 78417WH)



# SOAP / SANITISER DISPENSERS



## 1L Soap Dispenser

- Suitable for bulk fill soap the large 1L capacity makes this dispenser suitable for the busiest of washrooms
- Dispenses 1600 shots of foam soap and 1000 shots of liquid soap.
- Easily operated by one hand pushing the cover to dispense the soap into the hand
- Recessed locking mechanism secures and protects the soap reservoir
- Easy to unlock and cover hinges forward for ease of filling
- Cover simply snap locks into place when closing

Dimensions (mm): W: 117 H: 247 D: 104

Brushed (Ref: 50416SS)

White Powder Coated Steel (Ref: 50416WH)



## 1L Auto Soap Dispenser

- Suitable for your preferred soap the large 1L capacity makes this dispenser suitable for the busiest of washrooms
- Automatic operation detects hand movement underneath the unit to dispense the soap
- Battery operated
- Recessed locking mechanism secures and protects the soap reservoir
- Easy to unlock and cover hinges forward for ease of filling
- Cover simply snap locks into place when closing

Dimensions (mm): W: 128 H: 282 D: 120.5

Brushed (Ref: 50130SS)

White (Ref: 50130WH)



## 1L Hand Sanitiser Dispenser

- Suitable for your choice of bulk fill hand sanitiser formulation the large 1L capacity makes this dispenser suitable for the busiest of locations
- Easily operated by one hand pushing the cover to dispense the solution into the palm of your hand
- Locking mechanism secures and protects the reservoir from contamination
- Easy to unlock and cover hinges forward for ease of filling
- Cover simply snap locks into place when closing

Dimensions (mm): W: 117 H: 247 D: 104

Brushed (Ref: 50417SS)

White (Ref: 50417WH)

# HAND SANITISER STANDS



## Hand Sanitiser Dispenser Stand

- Suitable for the Classic 1L Hand Sanitiser Dispenser
- Other brand dispensers can also be attached using alternative fixings
- Helps to increase the presence of hand sanitiser around premises
- Ideal where wall mounting isn't suitable
- Base is predrilled to allow for fixing to the floor for added stability and security
- Made from strong steel and powder coated

Dimensions (mm): W: 300 H: 1210 D: 300

■ Black (Ref: 99230BK)



## Integrated Hand Sanitiser Dispenser Stand

- Foot pedal operated for a touch-free solution
- Helps to increase the provision of hand sanitiser solutions throughout your premises
- The integral stainless steel dispenser provides a 1L reservoir for your choice of formulation
- 1L Bulk fill reservoir
- Unit locks to protect the reservoir from pilfering and contamination
- Base is predrilled to allow for fixing to the floor for added stability and security
- Dispenser stainless steel and stand powder coated steel

Dimensions (mm): W: 300 H: 1160 D: 300

■ Black / Brushed (Ref: 50140BK)



## Children's Hand Sanitiser Dispenser Stand

- Integrated dispenser and stand designed specifically to encourage use by children.
- Foot pedal operated for a fun touch-free solution
- Helps to increase the provision of hand sanitiser solutions throughout your premises for all ages
- The integral stainless steel dispenser provides a 1L reservoir for your choice of formulation
- Unit locks to protect the reservoir from pilfering and contamination
- Base is predrilled to allow for fixing to the floor for added stability and security
- Dispenser stainless steel and stand powder coated steel


Dimensions (mm): W: 117 H: 860 D: 300

□ White (Ref: 50144WH)

# PAPER TOWEL DISPENSERS



Small



Large

## C/Multi Fold Paper Towel Dispenser

- Ideal for C Fold or Multifold interleaved paper towels.
- Visual inspection window located on the side quickly shows stock level for ease of servicing.
- Compact size makes for ideal positioning in smaller, more restricted spaces.
- Larger size is perfect for locations with heavy footfall and useage.
- Locking mechanism secures and protects the paper towel from pilfering.

### Small

Weight (kg): 1.8

Dimensions (mm): W: 255 H: 205 D: 124

Brushed Stainless Steel (Ref: 78810SS)

### Large

Weight (kg): 3.4

Dimensions (mm): W: 250: H: 363 D: 110

Brushed Stainless Steel (Ref: 77127SS)

White Powder Coated Steel (Ref: 7712700)



## Centre Feed Paper Towel Dispenser

- Robust dispenser for centre feed paper rolls.
- Suitable for both perforated and non perforated rolls.
- Locking mechanism secures and protects the paper towel from pilfering.

Weight (kg): 3.1

Dimensions (mm): W: 211 H: 369 D: 216

Brushed Stainless Steel (Ref: 78982SS)

White Powder Coated Steel (Ref: 78982WH)



# PAPER TOWEL DISPENSERS



## Paper Towel Dispenser

- Robust dispenser for paper towel rolls.
- Ideal for a wide range of locations.
- Suitable for both perforated and continuous paper rolls. Built in serrated edge for ease of tearing the paper towel.
- Locking mechanism secures and protects the paper towel from pilfering.

### 10" Roll

Weight (kg): 1.4

Dimensions (mm): W: 288 H: 159 D: 165

White Powder Coated Steel (Ref: 7732100)

### 20" Roll

Weight (kg): 2.3

Dimensions (mm): W: 544 H: 160 D: 165

White Powder Coated Steel (Ref: 7707000)

# TOWEL CABINET



## Roller Towel Cabinet

- Roller towels are an ideal hand drying solution when power for a hand dryer is not suitable and without the waste of paper towels.
- The clear view reservoir enables an instant check on the level of unused towel available.
- The used portion of towel is securely separated from the unused section.
- The cabinet is easy to unlock and automatically locks on closure.
- Feed length of towel is set at 17.5cm per portion.
- Easy to load with full instructions visible.

### Roller Towel

Weight (kg): 4.3

Dimensions (mm): W: 380 H: 470 D: 243

Brushed Stainless Steel (Ref: 40320SS)

White Powder Coated Steel (Ref: 40320WH)

### Scrim Towel

Weight (kg): 8.3

Dimensions (mm): W: 242 H: 470 D: 380

Brushed Stainless Steel (Ref: 40541SS)

White Powder Coated Steel (Ref: 4054100)

## HAND DRYER



### Warm Air Hand Dryer

- High performance hand dryer with pivoting outlet also making it suitable for drying the face.
- Robust and reliable for the busiest of washrooms.
- Warm air ensures comfortable and quick use.
- Provides lower running costs to paper towels with no waste.
- CE Approved

Weight (kg): 6.3

Dimensions (mm): W: 348 D: 260 H: 185

Polished Stainless Steel (Ref: 38500CR)

White Powder Coated Steel (Ref: 38500WH)

## WASTE BINS



### 30L Waste Bin (Tapered Chute)

- 30L capacity stainless steel waste bin with internal strap for securing bag.
- Free standing but can also be wall mounted for extra security.
- Tapered design is ideal for the collection of paper towels as opposed to general waste, perfect in washroom settings.
- The chute is treated with our innovative lacquer that helps to prevent finger print marks.
- Open lid design.

Weight (kg): 5

Dimensions (mm): W: 307 H: 625 D: 214

Brushed Stainless Steel (Ref: 78202SS)

# WASTE BINS



## 30L Waste Bin with Flap Lid

- 30L capacity with lid incorporating a spring loaded flap.
- The innovative bag holder securely retains the bin bag within the bin.
- Wall mounted for security using a mounting plate which is easily fitted to the wall.
- The bin is then hooked into position and screws tightened to fully secure it.
- Can also be positioned freestanding

Weight (kg): 6

Dimensions (mm): W: 355 H: 644 D: 165

Brushed Stainless Steel (Ref: 78962SS)

White Powder Coated Steel (Ref: 78962WH)



## 50L Waste Bin with Flap Lid

- 50L capacity stainless steel waste bin with lid incorporating a spring loaded flap.
- Free standing but can also be easily wall mounted for extra security using the mounting plate.

Weight (kg): 7

Dimensions (mm): W: 335 H: 707 D: 258

Brushed Stainless Steel (Ref: 84530SS)

White Powder Coated Steel (Ref: 84530WH)



## 50L Waste Bin Tapered with Flap Lid

- 50L capacity stainless steel waste bin with lid incorporating a spring loaded flap.
- Internal strap secures the bin bag in position.
- Free standing but can also be easily wall mounted for extra security using the mounting plate.
- Tapered design is ideal for the collection of paper towels as opposed to general waste, perfect in washroom settings.
- The lid is treated with our innovative lacquer that helps to prevent finger print marks.

Weight (kg): 6

Dimensions (mm): W: 357 H: 705 D: 260

Brushed Stainless Steel (Ref: 78210SS)



## APRON DISPENSER



### Apron Dispenser

- Fire retardant making it ideal for high risk or healthcare settings.
- Handy dispenser for disposable polythene aprons.
- Wall mounted for security and can be positioned where convenient for use.

Weight (kg): 1.5

Dimensions (mm): W: 375 H: 151 D: 147

White Powder Coated Steel (Ref: 99899WH)

## COAT HOOK



### Coat Hook

- Stylish sturdy brushed stainless steel coat hook.
- Small size allows for it to be located where space is restricted.
- Concealed fixing.

Weight (kg): 0.145

Dimensions (mm): W: 50 D: 80 H: 50

Brushed Stainless Steel (Ref: 96202SS)

## BOTTLE HOLDERS



### 3 x 1L Bottle Holder

- Sturdy wall mounted bottle holder accommodates 3 individual 1 litre bottles.
- Ideal for keeping bottle stores neat, tidy and upright.
- Simple to install using the fixing holes.

Weight (kg): 1

Dimensions (mm): W: 360 H: 100 D: 95

White Powder Coated Steel (Ref: 96038WH)



### 5-10L Bottle Holder Hook

- Hook specially designed to hold 5-10L bottles.
- Easy to install using the fixing holes.
- Ideal for storing bottles neatly and securely.

Weight (kg): 0.25

Dimensions (mm): W: 42 H: 140 D: 88

Brushed Stainless Steel (Ref: 96026SS)

### 2L & 5L Bottle Holders

- Sturdy wall mounted bottle holder accommodates a 2L or 5L bottle.
- Ideal for keeping bottle stores neat and tidy and upright.
- Simple to install using the fixing holes.



### 2L

Weight (kg): 0.6

Dimensions (mm): W: 139 H: 141 D: 105

White Powder Coated Steel (Ref: 96072WH)



### 5L

Weight (kg): 1

Dimensions (mm): W: 193 H: 161 D: 139

White Powder Coated Steel (Ref: 96041WH)



HELPING TO SAFEGUARD THOSE AT RISK OF SELF-HARM

## ANTI LIGATURE RANGE

The SafeGuard Anti-ligature range of washroom dispensers has been designed in-conjunction with an industry leading expert. The range is designed to reduce the potential for attaching a ligature and help to safeguard the most vulnerable without compromising on style.

The innovative design avoids sharp edges and sees the dispenser work in-conjunction with a wall plate which securely houses the dispenser and reduces the potential to attach a ligature in the gap between wall and dispenser. Securing the wall plate into position with Anti-Pick sealant adds to the security.

Ideal for locations used by potentially vulnerable persons in mental health facilities, prisons, detention centres and care homes etc.

# TOILET PAPER DISPENSERS



## Jumbo Toilet Roll Dispenser

- Jumbo toilet roll dispenser suitable for different paper types.
- Dispenser works standalone but also fits securely into the recess provided by the wall plate, further preventing the potential for ligature points in high risk areas.
- Easy for staff to refill.
- Recessed lock protects the contents.
- Manufactured from high grade stainless steel for robustness and durability.
- Finished with an attractive brushed steel surface.

Complete Dimensions (mm): W: 400 H: 398 D: 140

▨ Brushed Stainless Steel (Ref: Dispenser: 89420SS / Wall Plate: 89422SS)



## Multi-flat Toilet Tissue Dispenser

- Toilet tissue dispenser suitable for multi-flat paper type.
- Dispenser works standalone but also fits securely into the recess provided by the wall plate, further preventing the potential for ligature points in high risk areas.
- Easy for staff to refill.
- Recessed lock protects the contents.
- Manufactured from high grade stainless steel for robustness and durability.
- Finished with an attractive brushed steel surface.

Complete Dimensions (mm): W: 206 H: 335 D: 146

▨ Brushed Stainless Steel (Ref: Dispenser: 78834SS / Wall Plate: 78836SS)



# SOAP DISPENSER

## 1L Soap Dispenser

- 1L Soap dispenser suitable for bulk fill liquid soap.
- Dispenser works standalone but also fits securely into the recess provided by the wall plate, further preventing the potential for ligature points in high risk areas.
- Easy for staff to refill the soap reservoir.
- Recessed lock protects the contents.
- Manufactured from high grade stainless steel for robustness and durability.
- Finished with an attractive brushed steel surface.

Complete Dimensions (mm): W: 191 H: 345 D: 99

■ Brushed Stainless Steel (Ref: Dispenser: 50060SS / Wall Plate: 50062SS)



# MIRROR

## Mirror

- Mirror housed in a metal frame specifically designed to ensure no sharp corners or edges.
- Mirror is highly polished stainless steel.
- If needed the mirror can be replaced.
- Contemporary angular design reduces the potential to attach a ligature for the purposes of self-harm.
- Manufactured from high grade stainless steel for robustness and durability.
- Finished with an attractive power coated surface.
- Available in Blue or White.

Complete Dimensions (mm): W: 300 H: 600 D: 20

■ Powder coated stainless steel (Ref: 90213 WH/BL)



# PAPER TOWEL DISPENSER

## Multi-fold Paper Towel Dispenser

- Multi-fold paper towel dispenser suitable for different paper towel types.
- Dispenser works standalone but also fits securely into the recess provided by the wall plate, further preventing the potential for ligature points in high risk areas.
- Easy for staff to refill.
- Recessed lock protects the contents.
- Manufactured from high grade stainless steel for robustness and durability.
- Finished with an attractive brushed steel surface.

Complete Dimensions (mm): W: 336 H: 313 D: 127

■ Brushed Stainless Steel (Ref: Dispenser: 78830SS / Wall Plate: 78832SS)





SUPPORTING INDEPENDENCE FOR AS LONG AS POSSIBLE

## DEMENTIA RANGE

Those living with Dementia face a number of challenges on a daily basis including difficulty performing everyday tasks such as hand washing. A washroom can be a confusing environment. The Dementia washroom range works to ease confusion by clearly identifying dispensers from the décor help to support independence for users as long as is possible.

# TOILET PAPER DISPENSERS



## Jumbo Toilet Roll Dispenser

- Jumbo toilet roll dispenser suitable for different paper types.
- Dispenser works in-conjunction with a wall plate to provide a colour contrast and aid visibility from washroom décor.
- Available as white dispenser and blue wall plate and vice versa
- Easy for staff to refill.
- Recessed lock protects the contents.
- Manufactured from high grade stainless steel for robustness and durability.
- Finished with an attractive powder coating.

Complete Dimensions (mm): W: 400 H: 398 D: 140

■ Powder Coated Stainless Steel  
(Ref: Dispenser: 89420SS WH/BL Wall Plate: 89422SS WH/BL)



## Multi-flat Toilet Tissue Dispenser

- Toilet tissue dispenser suitable for multi-flat paper type.
- Dispenser works in-conjunction with a wall plate to provide a colour contrast and aid visibility from washroom décor.
- Easy for staff to refill.
- Recessed lock protects the contents.
- Manufactured from high grade stainless steel for robustness and durability.
- Finished with an attractive powder coating.

Complete Dimensions (mm): W: 206 H: 335 D: 146

■ Brushed Stainless Steel  
(Ref: Dispenser: 78834 WH/BL Wall Plate: 78836 WH/BL)

# SOAP DISPENSER

## Dementia Range

### 1L Soap Dispenser

- 1L Soap dispenser suitable for bulk fill liquid soap.
- Dispenser works in-conjunction with a wall plate to provide a colour contrast and aid visibility from washroom décor.
- Easy for staff to refill the soap reservoir.
- Recessed lock protects the contents.
- Manufactured from high grade stainless steel for robustness and durability.
- Finished with an attractive powder coating.

Complete Dimensions (mm): W: .191 H: 345 D: 99

 Brushed Stainless Steel

(Ref: Dispenser: 50060 WH/BL Wall Plate: 50062 WH/BL)




# PAPER TOWEL DISPENSER

## Dementia Range

### Multi-fold Paper Towel Dispenser

- Multi-fold paper towel dispenser suitable for different paper towel types.
- Dispenser works in-conjunction with a wall plate to provide a colour contrast and aid visibility from washroom décor.
- Easy for staff to refill.
- Recessed lock protects the contents.
- Manufactured from high grade stainless steel for robustness and durability.
- Finished with an attractive powder coating.

Complete Dimensions (mm): W: 336 H: 313 D: 127

 Brushed Stainless Steel

(Ref: Dispenser: 78830 WH/BL Wall Plate: 78832 WH/BL)




# MIRROR

## Dementia Range

### Mirror


- Mirror housed in a metal frame specifically designed to ensure no sharp corners or edges.
- Mirror is highly polished stainless steel.
- If needed the mirror can be replaced.
- Contemporary angular design reduces the potential to attach a ligature for the purposes of self-harm.
- Manufactured from high grade stainless steel for robustness and durability.
- Finished with an attractive powder coating.
- Available in Blue or White.

Complete Dimensions (mm): W: 300 H: 600 D: 20

 Powder coated stainless steel (Ref: 90213 WH/BL)







SPACE SAVING HAND HYGIENE SOLUTION TAILORED TO YOUR WASHROOM

## MODULO BEHIND THE MIRROR

With space so often at a premium in a washroom the Modulo system maximises the space available by incorporating all the facilities users need to wash and dry hands in a single position.

Saving space, optimising washroom flow and supporting the washroom decor.

# CABINET




## Cabinet

- Houses the Modulo 'Behind the Mirror' dispenser system.
- Available in two standard sizes 600mm and 1200mm wide.
- 600mm unit provides one and a half dispenser locations.
- 1200mm unit provides three full dispenser locations.
- Configure and position dispensers as required.
- Door supported by gas struts providing ease of opening.
- Lockable to secure contents.
- Shelf incorporated to provide handy storage space for spare consumables.
- Easy to fix with mounting kit included.

**Complete Dimensions (mm):** 600mm: W: 600 H: 900 D: 233      600mm (Ref: 92377BK)  
1200mm: W: 1200 H: 900 D: 233      1200mm (Ref: 92376BK)

■ Powder coated stainless steel

# CABINET DOOR



## Cabinet Door

- Assisted opening, top hinged cabinet door.
- Available in mirrored finish and innovative black smoked glass.
- Easy to open.
- Central key lock to secure dispensers and contents.

**Complete Dimensions (mm):** 600mm: W: 595 H: 970 D: 60  
1200mm: W: 1195 H: 970 D: 60

**Material:** Mirror / Tinted Glass

| Mirror                | Black Tinted Glass    |
|-----------------------|-----------------------|
| 600mm (Ref: 92380BK)  | 600mm (Ref: 92381BK)  |
| 1200mm (Ref: 92378BK) | 1200mm (Ref: 92379BK) |

## BLANKING PLATE

### Blanking Plate

- Secure any unused dispenser positions with a blanking plate.
- Available in full and half plate sizes.

#### Dimensions (mm):

Half: W: 193 H: 15 D: 193

Full: W: 388 H: 15 D: 193

Half Plate (Ref: 92374BK)

Full Plate (Ref: 92375BK)



## SOAP DISPENSER

### Soap Dispenser

- Reservoir is quick and easy to refill.
- Large 1L capacity for busy washrooms.
- Dispensing pump compatible with most liquid soap formulations.
- Lever presented to user under the cabinet with clear instructions for use.
- Lever protrudes 80mm under cabinet.
- No batteries required.
- Utilises half a modular cabinet space.

Weight: 1.7kg

Dimensions (mm): W: 193 H: 280 D: 193

Material: 1.4509 Stainless Steel + mixed material components

■ Matt Black Powder Coated Stainless Steel (Ref: 92372BK)



## HAND DRYER



### Hand Dryer

- Provides a hygienic, comfortable and fast hand drying solution.
- Produces no waste.
- No requirement to re-stock.
- Quiet operation at just 71 dBA.
- Simple to install.
- Utilises a full modular cabinet space.

Weight: 6.5kg

Dimensions (mm): W: 388 H: 330 D: 193

Material: Cover and back plate: CR1 & CS2 Steel

Base plate: 1.4509 Stainless Steel

■ Matt Black Powder Coated Stainless Steel (Ref: 92372BK)

# PAPER TOWEL DISPENSERS



## Paper Towel Dispenser

- Provides a hygienic solution as user only touches the paper towel dispensed.
- No need to touch the unit helping to reduce cleaning requirements.
- Quick and easy to refill.
- Suitable for most multi-fold paper towels.
- Utilises a full modular cabinet space.
- Blanking plates available separately if required.

**Weight:** 3kg

**Dimensions (mm):** W: 388 H: 415 D: 193

**Material:** Sleeve and feeds - CR1 and CS2 Steel

Baseplate - 1.4509 Stainless Steel

■ Matt Black Powder Coated Stainless Steel (Ref: 92373BK)



## AutoCut Paper Towel Dispenser

- Provides a hygienic solution as user only touches the paper towel dispensed.
- 3 options for length of towel dispensed: 19cm, 28cm or 37cm.
- 3 options for sensor range from 3cm to 8cm.
- Consumables not accessible and kept free from contamination by lockable cabinet cover.
- Quick and easy to refill.
- Spare consumables can be conveniently stored on the shelf within the cabinet.
- Requires 4 x D Cell Batteries.
- Utilises a full modular cabinet space.

**Weight:** 3.5kg

**Dimensions (mm):** W: 388 H: 320 D: 193

**Material:** 1.4509 Stainless Steel + mixed material components

■ Matt Black Powder Coated Stainless Steel (Ref: 92371BK)





**DUDLEY**  
INDUSTRIES

Helping to maximise space in your washroom

## CLASSIC BEHIND THE MIRROR

Utilising the concealed storage behind a mirror is the ideal solution to provide hand hygiene services whilst maintaining the aesthetics of the décor scheme. The 'classic behind the mirror' range provides a total solution for soap, paper towels and hand dryer.

# SOAP DISPENSERS



## Soap Dispenser

- 400ml Liquid Soap Dispenser, operated by an attractive pull lever.
- Unit slides down for easy refilling and servicing.
- Lockable for security, preventing access to mechanism and soap reservoir.
- Fixes in line with the base of the cabinet to maintain clean lines, presenting just the lever to the user.

Weight (kg): 3.3

Dimensions (mm): W: 212 H: 343 D: 163

▨ Brushed (Ref: 92020SS)



## 1L Touch free Soap Dispenser

- Large capacity 1L touchless liquid soap dispenser.
- Unit slides down for easy refilling and servicing.
- Lockable for security, preventing access to mechanism and soap reservoir.
- Fixes in line with the base of the cabinet to maintain clean lines
- Infra red operation detects the movement of hands underneath the unit
- Battery operated for ease of installation

Dimensions (mm): W: 212 H: 360 D: 163

▨ Brushed (Ref: 92034SS)

# PAPER TOWEL DISPENSERS



## Paper Towel Dispenser - Flat End

- Discrete housing for C Fold Paper Towels utilising the cavity behind a mirror.
- Spring loaded flaps at the base of the unit allow paper towels to be dispensed and easily re-filled.
- Suitable for C Fold or multi-fold interleaved paper towels.
- Fixes in line with the base of the cabinet to maintain clean lines.

Weight (kg): 2.2

Dimensions (mm): W: 270 H: 491 D: 120

 Brushed (Ref: 92294SS)




## Paper Towel Dispenser - Tapered End

- Discrete housing for C Fold Paper Towels utilising the cavity behind a mirror.
- Spring loaded flaps at the base of the unit allow paper towels to be dispensed and easily re-filled.
- Suitable for C Fold or multi-fold interleaved paper towels.
- The tapered end ensures the paper towels are neatly presented below the mirror.

Weight (kg): 2.4

Dimensions (mm): W: 270 H: 558 D: 120

 Brushed (Ref: 92296SS)

# HAND DRYER




## Warm Air Hand Dryer


- Compact hand dryer that fits neatly into the cavity behind a mirror.
- Touchfree operation for increased hand hygiene.
- CE approved.
- Robust dryer for the busiest of washrooms.
- Fixes in line with the base of the cabinet to maintain clean lines.

Weight (kg): 2.4

Dimensions (mm): W: 306 H: 346 D: 100

 Brushed (Ref: 92022SS)





A PRESTIGIOUS, DURABLE WASHROOM SYSTEM

## RECESSED RANGE

The recessed range is a sleek and stylish addition to contemporary washrooms. Whilst providing essential washroom services it maintains a seamless look supporting the décor scheme. Utilising the space available in wall cavities, the recessed range maximises the space available in the washroom, avoiding items protruding from walls to help maintain the aesthetic.



# PAPER TOWEL DISPENSER




## Paper Towel Dispenser

- Stylish and ergonomically designed paper towel dispenser.
- Fully adjustable to take either C Fold or Multifold interleaved paper towels.
- Designed to fit neatly into 100mm wall cavity.
- Brushed finish stainless steel will complement all washroom decors.
- Designed to work as a standalone unit and also in combination with a waste bin and hand dryer to provide additional hand drying options.

Weight (kg): 10.5

Dimensions (mm): W: 382 H: 579 D: 116

 Brushed (Ref: 92280SS)

# HAND DRYER



## Warm Air Hand Dryer

- Slimline Hand Dryer fits neatly into 100mm wall cavities.
- Touch free operation for increased hygiene.
- CE Approved.
- Brushed finish stainless steel will complement all washroom decors.
- Designed to work as a standalone unit and also in combination with a paper towel dispenser and waste bin to provide additional hand drying options.

Weight (kg): 14.3

Dimensions (mm): W: 382 H: 579 D: 116

 Brushed (Ref: 92282SS)

## WASTE BIN



### 18L Waste Bin

- Discrete 18L waste bin for paper towel disposal. Fits neatly into 100mm wall cavity.
- Supplied with a separate plastic liner for ease of emptying.
- Brushed finish stainless steel will complement all washroom decors.
- Designed to work as a standalone unit and also in combination with a paper towel dispenser and hand dryer to provide additional hand drying options.

Weight (kg): 15.5

Dimensions (mm): W: 382 H: 840 D: 116

 Brushed (Ref: 92284SS)

## COMPLETE SYSTEM



### Complete System

- Combination of the full recessed range to maximise aesthetic and washroom space efficiency.
- Provides a complete hand drying solution offering both a hand dryer and paper towel dispenser.
- Includes a waste bin to collect used paper towels with an integral plastic liner for ease of servicing.
- Fits in to 100mm wall cavity to maintain the clean lines of washroom décor.

Weight (kg): 40.3

Dimensions (mm): W: 382 H: 2116 D: 116

 Brushed (Ref: 92280SS / 92282SS / 92284SS)





**DUDLEY**  
INDUSTRIES

SUPPORTING MULTI FAITH FACILITIES

## WUDU RANGE

With up to 25% of the world's population following the Islam religion, our hygienic, innovative and easy to install Wudu wash station facilitates ablutions away from home. It is ideal for places of prayer or multi-cultural spaces including offices, educational facilities and travel hubs.

# WASH STATION



## WUDU Wash Station

- Supports ritual ablutions before prayer.
- As WUDU concerns the washing of both hands and feet the unit is easily operated and provides stability when users are washing their feet.
- The opportunity for splashback of water minimised to prevent accidentally splashing clothing.
- Soap holder is centrally positioned so as to not cause interference.
- The water saving tap reduces water usage by up to 80% compared with a conventional tap.
- Hygiene is increased through the hinged foot grate providing easy access for cleaning.
- Incorporates auto shut-off water isolation valve.

Dimensions (mm): W: 500 H:780 D: 450

- Black (Ref: 95000BK)
- White (Ref: 95000WH)

# STOOL



## WUDU Stool


- Single station stool for ease and comfort when using the WUDU washstation.
- Sturdy and comfortable angled top.
- Manufactured from finest grade 304 Stainless Steel.
- Powder coated finish available in black and white.

Dimensions (mm): W: 400 H: 530 D: 290

- Black (Ref: 95001BK)
- White (Ref: 95001WH)



NOTES...



Sales: +44 (0)1253 738 311

Dudley Industries Ltd  
Preston Road  
Lytham-St-Annes  
Lancashire  
FY8 5AT

Email: [sales@dudleyindustries.com](mailto:sales@dudleyindustries.com)  
Web: [www.dudleyindustries.com](http://www.dudleyindustries.com)

Affiliations

