

Industrial and commercial flooring solutions

ecotile Interlocking floor tiles

Tough enough for industry, smart enough for retail. A quick, simple and sustainable flooring solution.

Description

ecotile interlocking floor tiles are a tough, flexible and modern flooring solution. **ecotile** is available in two surface textures and a variety of colours. The tiles are manufactured with precision engineered open joints for maximum security.

ecotile can usually be installed without the requirement for a damp proof membrane, screed or adhesive, significantly reducing installation time and cost.

Composition & Manufacture

ecotile is injection moulded using compound that has excellent wear characteristics, chemical resistance, long term stability and stable electrical properties.

An Environmentally Sustainable Solution

ecotile is produced from the highest quality raw material. Once the tiles have reached the end of their useful life we will collect the tiles, free of charge, and recycle them to produce the next generation of **ecotile**.

Applications

ecotile has been used in factories, schools and offices across Europe for over 20 years. Designed to cope with heavy vehicle and fork lift truck traffic, **ecotile** offers good thermal and acoustic insulation and excellent resistance to impact and vibration.

- **Factories**
- **Warehouses**
- **Garages**
- **Sports Facilities**
- **Passenger Terminals**
- **Schools**
- **Retail Outlets**
- **Exhibitions**




Key Benefits

- *Extremely Hard Wearing*
- *Low Life Cycle Cost And Simple To Maintain*
- *Smart & Modern Appearance*
- *ESD Version Available*
- *Ideal For Use With Fork Trucks And Heavy Loads*
- *Quick And Simple To Install, No Downtime*
- *Good Anti-slip Properties*
- *Protects The Existing Floor From Damage*
- *Versatile, Quick And Easy To Amend Design or Layout*
- *Ideal For Uneven, Damp Or Contaminated Substrates*
- *Excellent value*
- *Manufactured in the UK - ISO 9001 Accreditation*
- *10 Year Product Warranty*




ecotile standard colour range & surface textures


ecotile Open Joint 500 x 500 x 7mm and ESD Tiles



ecotile 7mm Smooth

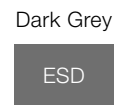


ecotile 7mm Raised Disk




ecotile esd 7mm



BS EN 61340-5-1 :2016 Compliant



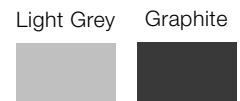
ecotile Open Joint 500 x 500 x 7mm and 500 x 500 x 5mm Tiles



ecotile recycled tile available in black in raised disk and smooth texture




ecotile 5mm



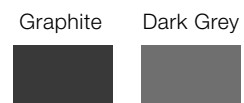
SPECIAL ORDERS

If you require a special colour please contact us. We can manufacture in almost any RAL colour subject to the following terms and conditions:

- *Minimum 10% cost surcharge subject to colour.*
- *Minimum 6 to 8 week lead time from date of order.*
- *Minimum order quantity 130m²*
- *Set up / colour proof charge of £350 per special colour.*
- *We are unable to accept returns, cancellations or amendment once the order has been placed.*



ecotile 10mm Smooth



IMPORTANT NOTE:

1. **ecotile** must be allowed to acclimatise for 24 hours prior to installation and the minimum installation temperature is 15 degrees centigrade. **ecotile** is not suitable for external use.
2. In areas where the tiles will be subject to direct sunlight (roller shutter doors, skylights, a large expanse of glass etc.) it may be necessary to glue the tiles.
3. Rubber tyres can stain **ecotile** (and most other types of flooring). If using **ecotile** in a garage environment we recommend using either the graphite grey or black tiles where the tyres sit.
4. ESD Version - Please be aware that the stainless steel fibres may be visible on the surface of the ESD tiles. This is unavoidable and a fundamental part of the manufacturing process that ensures optimum ESD performance.

ecotile 500/7

The Original Loose Lay Interlocking Tile

Where and why to use ecotile 500/7

ecotile 500/7 is the original loose lay interlocking floor tile. It is 7mm thick with an open joint dovetail design. Ideal for the vast majority of applications, **ecotile 500/7** is a heavy duty floor covering that can withstand high point loading, impact and vibration. Ideal for heavy foot and vehicle traffic including fork lift trucks (as a guide up to 3.5 ton unladen weight). If in doubt please contact your sales representative and / or check out the **ecotile** extra heavy duty 500/10 tile.

Hard Wearing: **ecotile 500/7** is the world's number one interlocking floor tile manufactured from hard wearing 100% recyclable PVC.

Easy to Install: **ecotile 500/7** can be installed without the requirement for a damp proof membrane, screed or adhesive significantly reducing VOC emissions, installation time and cost. Durable: **ecotile 500/7** is injection moulded using compound that has excellent wear characteristics, chemical resistance, long-term stability and stable electrical properties.


Key Benefits

- *Extremely Hard Wearing.*
- *Quick And Simple To Install, No Downtime.*
- *Good Anti-slip Properties*
- *Protects The Existing Floor From Damage.*
- *Ideal For Uneven, Damp Or Contaminated Substrates.*
- *10 year Product Warranty*

Applications

ecotile 500/7 has been used in industrial and commercial premises across Europe for over 25 years. Designed to cope with heavy vehicle and fork lift truck traffic, ecotile offers good thermal and acoustic insulation and excellent resistance to impact and vibration.

- *Factories & Warehouses*
- *Railway Stations & Airports*
- *Shops & Offices*
- *Schools & Colleges*
- *Garages & Workshops*
- *Exhibitions & Point of Sale*
- *Sports & Leisure Facilities*
- *Prisons, Police & Fire Stations*



ecotile 500/5

The light duty loose lay interlocking floor tile

Where and why to use ecotile 500/5

ecotile 500/5 is the entry level version of the ecotile interlocking floor tile range and is designed for commercial, domestic and light industrial applications (not recommended for use with fork or regular pallet truck traffic). Incorporating the same proven design as the original ecotile 500/7 the tiles are quick and simple to install over any hard surface to create a tough and hardwearing floor finish that will help to reduce dust and noise and improve the appearance of your facility.

Composition & Manufacture

ecotile 500/5 is injection moulded using compound that has excellent wear characteristics, chemical resistance, long term stability and stable electrical properties.

An Environmentally Sustainable Solution

ecotile 500/5 is produced from the highest quality plastics and once the tiles have reached the end of their useful life we will collect the tiles, free of charge, and recycle them to produce the next generation of ecotile.

Key Benefits

- *Low Life Cycle Cost And Simple To Maintain*
- *Smart & Modern Appearance*
- *ESD Version Available*
- *Quick And Simple To Install, No Downtime*
- *Protects The Existing Floor From Damage*
- *Versatile, Quick And Easy To Amend Design or Layout*
- *3 year Product Warranty*

Applications.

ecotile 500/5 has been designed for domestic & commercial applications such as shops, offices and schools as well as domestic garages, home gyms, workshops and utility rooms.

- *Schools*
- *Shops*
- *Garages*
- *Offices*
- *Exhibitions*
- *Utility Rooms*
- *Assembly Workshops*



ecotile 500/ESD

Conductive/Dissipative Floor Tiles

The patented ESD / interlocking floor tile

ecotile 500 ESD can be used as your primary ground and is guaranteed to give ESD performance for the life of the tile. The electrostatic dissipative (ESD / EPA) interlocking floor tiles are ideal for use in electronics and telecommunications factories, computer server rooms, production plants such as pharmaceutical, paint, petrochemical and certain food production facilities with risk of dust explosion (sugar, flour dust etc.)

Composition & Manufacture: **ecotile 500** available in 7mm **ESD** is manufactured from tough PVC compound incorporating millions of tiny stainless steel metal fibres. **ecotile** has excellent wear characteristics, and good chemical resistance. **IMPORTANT NOTE:** Please be aware that the stainless steel fibres may be visible on the surface of the tile. This is unavoidable and a fundamental part of the manufacturing process that ensures optimum ESD performance.

Performance & Test Results: **ecotile 500/ESD** has been independently tested:

- **Surface resistivity:** $2.2 \times 10^4 \Omega$ to $3 \times 10^6 \Omega$
- **Resistance to ground:** $2.9 \times 10^4 \Omega$ to $5.7 \times 10^6 \Omega$
- **Electrostatic Propensity:** < 10 Volts / < 2.0 kV
- **Static Decay at 15% humidity:** 0.01sec

The test results guarantee that **ecotile 500/ESD** complies with British Standard BS EN 61340-5-1:2016 and IEC 61340.



EN/ISO 61340/5, EN 1081,
EN1815 & EN6356 ESD
Flooring - Resistance to Ground



EN/ISO 61340/5, EN 1081,
EN1815 & EN6356
ESD Flooring - Surface Resistance



ecotile 500/10

Ultra Heavy Duty Floor Tiles

Where and why to use ecotile 500/10

ecotile 500/10 has been used to repair and protect busy warehouse and factory floors where access time is limited. The 10mm tile is recommended for use in areas where heavier fork trucks, aisle stackers or narrow aisle trucks are used or where HGV's will be executing tight manoeuvres or rotating wheels whilst stationary.

ecotile 500/10 has also proven extremely successful in aircraft hangars and fire station pump room floors.

The ultra heavy duty interlocking floor tiles are exceptionally tough, resistant to impact, heavy loads and high traffic movements. **ecotile 500/10** is the highest specification tile we produce and as with the entire range has been designed to be loose laid and is therefore quick and simple to install.

Composition & Manufacture: **ecotile 500/10** is injection moulded using compound that has excellent wear characteristics, chemical resistance, and stable electrical properties.


Key Benefits

- *Extremely Tough & Hard Wearing.*
- *Excellent Resistance To Impact & Vibration*
- *Protects The Existing Floor From Damage.*
- *No Floor Preparation Or Adhesive Required*
- *Low Life Cycle Cost & Easy To Maintain*
- *Good Anti-slip Properties*
- *Suitable For Floors that Are Subject To Exceptionally Heavy Wear.*
- *Quick And Simple To Install, No Downtime.*
- *Ideal For Old, Uneven, Damp, Oily Or Contaminated Substrates.*
- *Insulates Against Cold, Damp & Noise*

Applications

ecotile 500/10 can be used almost anywhere and is the tile to specify if you have any concerns about the loads that will be travelling across the floor or the levels of abuse and/or impact that the floor will be subject to.

- *Engineering Plants*
- *Warehouses*
- *Commercial Garages*
- *Free Weight Areas*
- *Power Stations*
- *Aircraft Hangars*
- *Passenger Terminals*
- *Food Factories*
- *Shopping Centres*
- *Fire Stations*
- *Distribution Centres*
- *Maintenance Depots*



ecotile logo tiles

Add impact to your ecotile floor by incorporating permanent floor markings. Ecotile Flooring Ltd are able to incorporate almost any logo or image into your **ecotile** floor to create a permanent and highly visual sign or message. The logo tiles are manufactured by CNC water laser jet cutting which ensures a clean and precise cut. The only restriction on design is the colour range of **ecotile** which is limited to black, light grey, dark grey, graphite, red, green, yellow, dark blue and white. (plus occasionally a few special colours, subject to availability).

Company logo tiles: Place your sales message or logo where it will really get noticed and enhance your company's image and profile.

Badges & Insignia: Almost any design can be incorporated into your **ecotile** floor.

Hazard Warning / Floor Safety Signs: Statutory Health and Safety Regulations require every company to display the appropriate health and safety signs throughout their premises.

ecotile accessories

Code	Description
ecotile Ramps, Diminishing Strips & Thresholds	
E57.100	ecotile 500/7 clip on ramp sections available in all standard colours. Dimensions: 500mm x 70mm x 7mm>1mm
E57.000	ecotile 500/7 clip on ramp corner sections available in all standard colours. Dimensions: 590mm x 70mm x 7mm>1mm
PCR6	Stick on ramp sections / diminishing strips. Available in black, dark grey and light grey. Dimensions: 2000mm x 32mm x 7mm>1mm
41.200	SP050 adhesive for sticking diminishing strips

ecotile cleaners, specialist sealers & polishes

45.900	Anti-colour stain prevention sealer - Use to prevent plasticiser migration from rubber tyres, colour dyes etc..) *
45.850	Anti-slip sealer *
45.875	Heavy duty polyurethane floor sealer *

All products marked * require application by qualified installers, please contact us for further details.

46.000	Ecotile Floor Cleaner
46.300	Ecotile Floor Polish
46.100	Ecotile Stripper
46.500	Ecotile Stubborn stain removal wipes – For fast removal of stubborn stains on ecotile products in a handy easy to use bucket.

ecotile accessories

16.234	ESD Grounding Kit (Consists grounding tape, studded tile, plug & earthing cord with 1 meg ohm resistor) - 1 kit required per 50 to 80m ² of esd flooring depending on layout.
13.232	ESD Floor Marking Tile
13.300	7mm tile with a metal insert for motorbike stands and to prevent vulcanisation

We are able to manufacture the full range of warning signs (black & yellow), prohibitory signs (red & white) and mandatory signs (blue and white).

Applications

- In-Shop Displays / POS
- Demonstration Areas
- Showrooms
- Mandatory Warning
- Exhibition Stands
- Identifying Safety Hazards
- Guidance for Fire Exits
- Traffic Demarcation / Pedestrian Crossings



ecotile Interlocking floor tiles

Technical & Environmental Fact Sheet

- **Standards and Accreditation** - Meets & exceeds requirements of BS EN 685:1996 (Resilient and Homogeneous and heterogeneous PVC floor coverings), BBA 96/3229/3 laminate floor coverings) and BS EN 649:1997 (Resilient Floor coverings).
- **Life Cycle Cost** - **ecotile** is a loose laid system so in the event of damage or excessive wear individual tiles can be lifted and replaced significantly extending the life of the floor and reducing the life cycle cost.
- **Sustainability** - **ecotile** is 100% recyclable, at the end of its service life the tiles can be granulated and re-used to manufacture a new floor. Most floor coverings only have a limited life span due to wear or the building occupier's wishes to refurbish or alter the building's appearance. Most waste floor coverings will end up in land fill due to the fact that once it has been adhered to the floor it cannot be re-used. Not only can ecotile be recycled but there is a strong market for pre-owned tiles.
- **Anticipated Service Life** - 25 years +
- **VOC Content** - Trace elements of volatiles from modifiers and non PVC based additives. Significantly lower VOC levels when compared to resin based flooring systems or the levels encountered when using adhesives to stick down conventional floor coverings. **ecotile** contains no formaldehyde and carries a class E1 rating.
- **Sound Absorption** - Noise reduction of up to 46db can be achieved.
- **Hardness** - Standard ISO 868 – **ecotile** 5mm, 6mm, 7mm and 10mm – 89-92 Shore A.
- **Slip Resistance / Anti-Slip Qualities:**
- **EN 14041:2004** - Pass - Average Reading in excess of 0.6 dynamic coefficient of friction.
- **DIN 51130:2004 - R10 Rating** - Suitable for use in areas where there is an increased risk of slipping due to grease, oil water etc.
- **EN 13893:2002 – Dynamic Coefficient of Friction = 0.75 avg.**

Surface	EN14041:2004 - Dynamic coefficient of friction	DIN 51130 - Determination of slip resistance.
Raised Disk	≥0.56	R10
Smooth	≥0.67	R10

All tests undertaken by Building Technology Group, BRE Garston. Test certificates available

- **Fire Performance** does not support combustion and achieves Class 1 spread of flame when tested to BS 476: Part 7 / DIN 13501: 2004 - Bfl-S1
- **Abrasion Wear** - Group T (<0.1mm /100 revs) (EN 660-2 / EN13845).
- **Mechanical Resistance** - 17 N/mm² to DIN 53516.
- **Determination of Length, Squareness & Straightness** - BS EN 428:1993 - <0.13% / 0.5mm max.
- **Thickness** - BS EN 428 – 4.5 to 9.24mm +/- 0.15mm.
- **Determination of Residual Indentation** BS EN 433:1994 - <0.1mm / Dimensional Stability - BS EN 434:1994 – Maximum change in dimension <0.1% / Compressive Strength - ISO 6721-1:1994, ISO 6721-2:1994, ISO 6721-6:1996: 520kg/cm²
- **Dimensional Stability** - BS EN 434:1994 – Maximum change in dimension <0.1%.
- **Compressive Strength** - ISO 6721-1:1994, ISO 6721-2:1994, ISO 6721-6:1996: 520kg/cm².
- **Chemical Resistance** - Good resistance to most commonly used chemicals. **ecotile** offers good short to medium term resistance but as with most materials long term exposure could result in damage to the elastomer, colour and stability of the tile. In the event of accident we recommend the tiles are cleaned as soon as possible and if necessary lifted to remove any chemical that may have seeped underneath. EN 13529 – Common acids oils & gas oil – No deterioration / Solvents – Not resistant to prolonged contact.
- **Colour Fastness / Resistance to natural light:** EN 20105-B021 - 5 (no damage).
- **Cleaning** - Day-to-day cleaning - Use a rotary scrubber dryer or damp mopping.
- **Electrical Properties** - **ecotile** Standard: surface resistivity: 10¹¹ and 10¹⁴ Ω / ecotile ESD: surface resistivity: 3 x 10⁶Ω and 2.2 x 10⁴Ω / Resistance to ground : 5.7 x 10⁵Ω and 2.9 x 10⁴Ω.
- **Mechanical Resistance** - Tests were carried out in accordance with the requirements of Annex A.1 of BS IEC 61340-5-1:2001. **ecotile** ESD fulfils the recommendations detailed in BS EN 61340 5-1:2016 for floors to be used for primary grounding.
- **Resistance to Hot Objects/Solder** - Good.
- **RAL Colours** - Due to the manufacturing process we cannot guarantee a precise match to a RAL colour and the following list is provided as a guide only: Black - RAL9017, Light Grey - RAL7004, Dark Grey - 7015, Dark Blue - RAL5013, Green - RAL6026, Red - RAL3020 - RAL3009, Yellow - RAL1023.
- **Usage Classification** - Code of Practice BS 8203:2001 / EN 685 – Class 43.



The CE marking certifies that a product has met EU consumer safety, health or environmental requirements. ecotile carries the CE marking and is manufactured to and corresponds with the criteria detailed for PVC flooring as detailed in EN 14041.

ecotile Interlocking floor tiles

Guidelines & Terms & Conditions of Sale

The following guidelines have been prepared to assist you with the specification, installation and use of ecotile. The list is not exhaustive but covers the key points and the lessons we have learnt over our many years.

- **Surface Finish / Patina** ecotile is designed to provide exceptional durability and simple installation. This is achieved by the unique interlocking design and method of production. The method of manufacture may result in a witness mark being visible in the tile at the central injection moulding point and along the flow lines from the centre and around the external edge of the tile. **ecotile ESD** contains stainless steel fibres that may be visible on the surface of the tile. This is unavoidable and a fundamental part of the manufacturing process that ensures optimum ESD performance. Please check the tiles, if the marking is unacceptable do not continue with installation as we will not accept responsibility to replace or refund the cost of any goods after 10m² or more have been installed.
- **Batch Control:** We are unable to guarantee 100% colour consistency between individual production batches. Each individual order will be supplied from a single batch but in the event that you need additional tiles or wish to extend the area we cannot guarantee subsequent orders will be supplied from the same batch.
- **Loose Lay or Glue:** In the vast majority of of **ecotile** applications no adhesive is required; the tiles can be dry laid and will take forklift or vehicle traffic without a problem. The tiles may require gluing if there is a risk of heavy point loading or shear (for example a three wheel electric reach truck with the batteries located over a small single back wheel or areas with tight turning circles). It may also be necessary to glue patches of tiles exposed to an isolated heat source such as a catalytic converter or furnace. Please contact ecotile for further advice.
- **Expansion Gaps:** **ecotile** must be fitted with a 5mm expansion gap between the tiles and any fixed point (walls and machinery)
- The minimum temperature at which ecotile can be installed is 15°C. The tiles must be stored within the installation area at a minimum temperature of 15°C for at least 24 hours prior to commencing installation.
- **Chemical Resistance & Staining:** **ecotile** offers good resistance to petrol and other hydrocarbons, however in the event of prolonged and excessive exposure the elastomer in the tiles can be damaged and may result in the tiles curling. In the event of a spillage clean the tiles and if you suspect the chemical has got under the tiles we recommend lifting and cleaning the underside of the tiles. Rubber tyres (car, motorbike & fork truck) contain a chemical that can cause staining on ecotile as well as other types of floor coverings (vulcanisation / plasticiser migration). This will not damage the tiles but we recommend using a darker colour to minimise the impact of the staining. If you wish to use a light coloured tile in your garage we recommend sealing with Dr Schutz anti-colour or considering our **ecotile** Lifestyle range, please contact the office for details.
- **External Use:** **ecotile** is not recommended for use outdoors.
- **Direct Sunlight:** (Shop fronts, south facing loading bay, sky lights etc.) It is advisable to glue the tiles in areas subject to direct sunlight such as glass fronted entrance foyers, shop fronts, south facing loading bay doors etc. It is possible that the tiles in direct sunlight will get very hot and expand at a faster and higher rate than the remainder of the floor.

Installations being undertaken by ecotile

- The tiles must be left in the installation area to acclimatise for a minimum of 24 hours before installation commences.
- **ecotile** reserves the right to charge for any unforeseen repair work / alterations that may be required to allow installation to be completed, for example if the floor has been damaged by the removal of the old floor finish or to trim doors to fit.
- In the event that we are undertaking installation please be aware that it is the customer's responsibility to ensure that the installation area is as clear as possible. The great advantage of **ecotile** is that it can be laid without the need to remove machinery; racking benches etc. but to make the job as efficient as possible we request that pallets, boxes, computers etc. are moved or placed on table tops so that our installation team can concentrate on fitting your new floor.
- Failure to adhere to the guidelines may invalidate your warranty and in the event that any rectification or repair work is required **ecotile** reserves the right to charge for any making good or repairs.

ecotile & ecotile ESD product warranty

Ecotile Flooring Ltd. Warrants, for the period of ten years from the date of installation that its range of interlocking floor tiles will not deform, degrade or distort and that in the event of any of these things occurring we will replace the defective material free of charge provided that:

- The tiles are installed in accordance with ecotile installation instructions (specifically that installation has taken place when the temperature is above 15 degrees centigrade and a minimum of a 5mm gap has been left between the tiles and any fixed points, walls etc.).
- The **ecotile** floor has been subject to normal wear and tear and has not been subject to physical misuse or vandalism.
- Furthermore we warrant that the **ecotile** esd range will retain its esd performance for the life of the product.
- The warranty does not extend to:
 - Damage caused by chemicals or hydrocarbons that have not been tested or are not detailed within the technical data section of our brochure. **ecotile** offers good resistance to most commonly used chemicals and hydrocarbons with the specific exception of toluene or its derivatives. If customers are concerned we recommend that they undertake their own tests prior to installing **ecotile**.
 - Markings from rubber tyres (car, motorbike, fork truck etc.) cigarettes or other burning agents or staining of the surface of **ecotile** by acetone, cutting oils and lubricants (in particular those containing sulphur) or colour fading caused by exposure to UV / sunlight.
 - Liability for failure or damage to the material by circumstances beyond **ecotile's** control, including failures due to flooding, storm damage or the failure of the sub-floor.

*ecotile will investigate any claim made under this warranty and shall only be liable under the terms of this warranty if such investigation shows that the **ecotile** floor has been installed and maintained according to the above specification. The liability of **ecotile** is limited to supplying, free of charge, sufficient material to replace that found to be defective.*

ecotile Interlocking floor tiles

Guidelines & Terms & Conditions of Sale

Colour & Textures: ecotile is available in eight standard colours and three finishes. Special colours available on request.


Installation: ecotile is quick and simple to install and the tiles do not require a DPM or, in most instances, gluing to the floor. Installation should only be undertaken when the tiles have been allowed to acclimatise to the ambient temperature of the room (minimum 15 degrees centigrade). Start installation of the open joint from the centre of the room and the hidden joint from one corner of the room. Install all full size tiles, allow the floor to settle and then cut tiles to fit up to walls and fixed points leaving a 5mm gap for expansion between the tiles and any fixed point. For detailed installation instructions and advice please refer to our Installation guidelines which are included with every delivery and are available to download at www.ecotileflooring.com

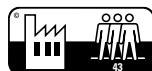
Cleaning & Maintenance: Sweep regularly to remove particle dirt and occasionally damp mop or use a rotary scrubber dryer to clean the floor using a neutral pH floor cleaner diluted in between 1:80 and 1:50. Application of a hard wearing floor sealer will help maintain the appearance of the floor and extend its lifespan. Detailed cleaning and maintenance instructions and a list of approved products are available to download at www.ecotileflooring.com


Instructions for fitting ecotile over underfloor heating:


- Ensure the heating has been on for 48 hours before starting installation
- Recommended Procedure - If practical lay the tiles on the floor but without interlocking the joints and allow them to acclimatise to the heat before fitting the tiles together
- If the above is not practical - Fit all the full tiles but do not cut any
- Leave the floor for another 12 + hours to settle. Only after that do the cuts making sure to leave a 5mm expansion gap between the tiles and any fixed point

Product Data			
Dimensions	Thickness- Smooth	Thickness - Raised Disk	
All Tiles – 500 x 500mm	E500/5- 4.5mm E500/7 - 6.8mm E500/10 - 9.53mm E500/7/ESD - 6.8mm	- - E500/7 - 7.6mm -	
Weight/m ²		Packaging:	
E500/5 5.44kgs/m ² E500/7 (inc. ESD) Smooth 8.86kgs/m ² / Raised Disk 9.1kgs/m ² E500/10 Smooth 11.24kgs/m ²		Pack Size:	10 tiles per box 2.5m ² per box

 EN 649 - Homogenous Flooring
EN 13845
ASTM F1303





 ENHANCED SLIP: Sustainable wet slip resistance EN 14041: 2004 - Pass / DIN51130:2004 - R10 - Suitable for use in areas where there is an increased risk of slipping due to grease, oil water etc. Mean surface roughness Rz ≥37µm The slip resistance across all ecotile products is assured throughout the guaranteed life of the product, with strict adherence to HSE Guidelines.

 REACTION TO FIRE: EN 13501-1 Class Bfl-S1
EN ISO 9239-1 ≥8kw/m²
EN ISO 11925-2 Pass / ASTM E648 Class 1

 EN 423 GOOD


 Impact Resistance
EN13329 -
549 549kg/cm²

 * EN/ISO 61340/5, EN 1081,
EN1815 & EN6356
Resistance to Ground

 EN 13845 50K cycles EN 649 Group T

 Noise Reduction
EN 140-8 >46db

 * EN/ISO 61340/5, EN 1081,
EN1815 & EN6356 -
Surface Resistance

 Thickness of wear layer EN 428 6 to 10mm

Notes: * relates to E500/ESD

Accreditations:





Industrial and commercial flooring solutions

For further information contact:

Head Office & Factory

Ecotile Flooring Ltd
Unit 15 North Luton Industrial Estate
Sedgwick Road, Luton,
LU4 9DT

Tel: +44 (0) 1582 788 232

Fax: +44 (0) 2089 299 150

www.ecotileflooring.com