

FILON®

PROFILES BOOK



Introduction

This publication illustrates the sheet profiles available from Filon Products Ltd. Additional profiles are continually being produced to match new requirements. Profiles not displayed can be manufactured to order.

Many of the profiles shown are no longer produced by the original fibre cement or sheet metal manufacturer. These profiles are still available from Filon Products Ltd. in translucent and opaque materials for replacement or repair.

Factory Assembled and Site Assembled, double skin, multi layer and wall-lights are manufactured by Filon Products Ltd. to match current profiles. For further details refer to the FILON RooFlights datasheet.

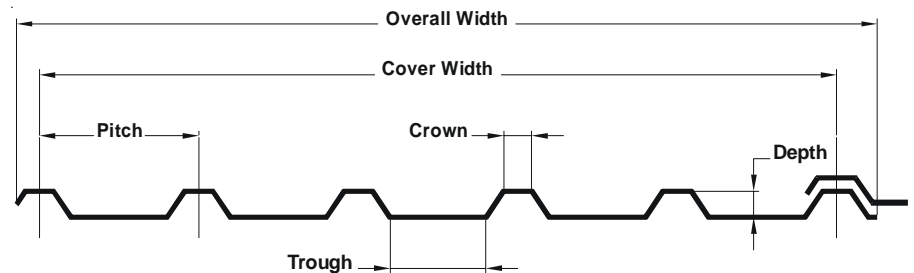
Proprietary *shapes* are also manufactured for a wide variety of alternative applications. These include specialised products for water and sewage treatment plants, horticultural projects garage doors, wall claddings for cold rooms, flashings for domestic roofing, reinforced vandal resistant sheeting, etc.

For further details on designs and specifications contact Filon Technical Services Department.

Profile Identification

The profiles displayed in this booklet are primarily those to match metal and fibre cements profiles. These profiles are presented in alphabetical order under the main sheet manufacturers name. The key definitions used to dimension profiles are shown in Fig.1

Fig.1




The **Profile Identification Section** of the booklet is designed to enable profiles to be easily recognised based on the following data :

- Pitch
- Depth
- Crown and Trough Dimensions
- Cover and Overall Widths

For a more positive identification of any particular profile a *rubbing* should be taken of one full Pitch, plus a measurement of the Overall and Cover Widths. These details should be supplied to Filon Technical Services Department for identification purposes.

To take a *rubbing*, firmly hold a piece of paper against the corrugated edge of the sheet and by rubbing with a soft crayon or *dirty thumb* highlight the shape of the profile. This technique is similar to brass rubbing and is illustrated in Fig.2.

Fig.2



Product Range

Sheets for building applications are manufactured in the following fire resistant grades :

Grade 101
Grade 104
Grade 300

Coloured labels and nylon threads, permanently incorporated near sheet edges, identify the grade.

When tested under conditions laid down in BS 476 **Fire Tests** these grades have been rated in accordance with **Table 1**.

Table 1: Fire Grade and Performance

FILON Grade	Part 3	BS 476 Part 6	Part 7	Colour Identification ²
101	AA	(l) < 12 ¹ (i) < 6	Class 1	Brown Nylon Threads Dark Brown Labels
104	AA	(l) < 20	Class 1	Brown Nylon Threads Light Brown Labels
300	AB	–	Class 3	Blue Nylon Threads Blue Labels

¹ By definition under UK Building Regulations, FILON **Grade 101** sheets which have an index of performance of less than 12 and 6 when tested under BS 476 : Part 6, are designated **Class 0**.

² Coloured nylon identification threads are not used with tinted or flat sheets.

Sheets are supplied in standard weights of 1.83kg/m², 2.44kg/m² and 3.06kg/m². Heavier weight sheets up to 4.0kg/m² can be manufactured to meet specific structural and wind loading requirements.

For rooflights that are required to remain non-fragile for the life of the steel roof specify FILON SupasaFe

Manufacturing Tolerances

FILON sheets are manufactured to the following tolerances unless special arrangements have been made.

Table 2 : Tolerances

	Profiled Sheets	Flat Sheets/Rolls
Length	Up to 2.5m long - 0mm + 20mm Over 2.5m long - 0mm + 0.8% of the stated length	Up to 2.5m long - 0mm + 6mm Over 2.5m long +/- 1% of the stated length
Width	+/- 0.8% of the stated width	+/- 2mm
Squareness	When a rectangular frame is placed at the end of the sheet, the variation from corner to corner shall not exceed 1mm in 100mm	

Weather Surface (Durability)

A **Melinex** film is applied to the external sheet surface during manufacture. This film provides a durable UV resistant weather protection for use in normal environmental conditions within Northern Europe. In harsh chemical environments, alternative protective coatings are available.

Full details of this information is available from FILON Technical Services Department.

FILON[®]

ProFiles

Profile

Identification

Section

Pitch	Depth	Crown	Trough	Cover Width	Overall Width	Profile Description	Manufacturer	Shoe Code
67	15	S	S	600	698	R.P.M. 10.1/2 x 2.5/8"	H.H.Robertson (UK)	011A
67	15	S	S	600	732	R.P.M. 11 x 2.5/8"	H.H.Robertson (UK)	011B
67	15	S	S	733	832	R.P.M. 12.1/2 x 2.5/8"	H.H.Robertson (UK)	011C
67	15	S	S	733	865	R.P.M. 13 x 2.5/8"	H.H.Robertson (UK)	011D
67	15	S	S	800	899	R.P.M. 13.1/2 x 2.5/8"	H.H.Robertson (UK)	011E
72	19	S	S	651	749	Eternit 2000 Profile 3	Fibre Cement Profiles	002D
72	19	S	S	651	749	Standard 3	Fibre Cement Profiles	002C
75	19	S	S	754	804	E.P. Corrugated 10 x 3"	European Profiles	599A
75	19	S	S	754	839	E.P. Corrugated 10.1/2 x 3"	European Profiles	599B
75	19	S	S	904	954	E.P. Corrugated 12 x 3"	European Profiles	599C
75	19	S	S	980	1030	E.P. Corrugated 13 x 3"	European Profiles	599D
75	19	S	S	980	1065	E.P. Corrugated 13.1/2 x 3"	European Profiles	599E
75	20	23	23	900	973	P20-75	Plannja (inc Korrugal Aluminium)	095B
75	20	23	23	1050	1123	TRP 20-75	Plannja (inc Korrugal Aluminium)	095A
76	19	S	S	610	660	8 x 3" Iron	3" Metal Profiles	001A
76	19	S	S	610	698	8.1/2 x 3" Iron	3" Metal Profiles	001L
76	19	S	S	686	736	9 x 3" Iron	3" Metal Profiles	001T
76	19	S	S	686	775	9.1/2 x 3" Iron	3" Metal Profiles	001U
76	19	S	S	762	812	10 x 3" Iron	3" Metal Profiles	001B
76	19	S	S	762	851	10.1/2 x 3" Iron	3" Metal Profiles	001C
76	19	S	S	762	876	Cellactite	British Uralite	001J
76	19	S	S	838	889	11 x 3" Iron	3" Metal Profiles	001K
76	19	S	S	838	927	11.1/2 x 3" Iron	3" Metal Profiles	001V
76	19	S	S	914	965	12 x 3" Iron	3" Metal Profiles	001D
76	19	S	S	914	1003	12.1/2 x 3" Iron	3" Metal Profiles	001E
76	19	S	S	991	1041	13 x 3" Iron	3" Metal Profiles	001F
76	19	S	S	991	1079	13.1/2 x 3" Iron	3" Metal Profiles	001G
76	19	S	S	1067	1118	14 x 3" Iron	3" Metal Profiles	001H
94	40	27	27	750	820	P40-95	Plannja (inc Korrugal Aluminium)	410A
100	18	35	35	1000	1045	P20B	Plannja (inc Korrugal Aluminium)	303A
100	18	35	35	1000	1045	P20BL Liner	Plannja (inc Korrugal Aluminium)	303B
100	18	35	35	1000	1050	Gavle TR20S	Gavle (UK)	092A
100	18	35	35	1000	1050	P20	Plannja (inc Korrugal Aluminium)	092B
100	18	35	35	1000	1050	GA 20G-35 Liner	Gasell Profiles	092C
100	18	35	35	1000	1050	GA 20D-35 Cladding	Gasell Profiles	092D
100	19	25	43	1000	1041	Rigidal MM10	British Alcan Building Products	240A
100	19	25	43	1000	1041	Rigidal MM10	Rigidal Industries	240B
100	19	25	43	1000	1041	Classic 20/100/1000	Rigidal Industries	240C
100	20	16	16	1000	1100	MS20	Precision Metal Forming	405A
100	26	26	26	900	954	Rigidal MP9/64	British Alcan Building Products	098A
100	40	30	30	900	954	TRP 40-100	Plannja (inc Korrugal Aluminium)	076A
100	40	30	30	900	1000	TRP 40W-100	Plannja (inc Korrugal Aluminium)	076B
100	40	30	30	1000	1100	TRP 40T-100	Plannja (inc Korrugal Aluminium)	076C

Pitch	Depth	Crown	Trough	Cover Width	Overall Width	Profile Description	Manufacturer	Shoe Code
102	19	25	47	918	973	L9	British Steel	102A
102	19	25	47	1020	1090	L10	British Steel	157A
102	20	21	59	711	747	IBR7	H.H.Robertson (UK)	034A
102	20	21	59	920	959	IBR9	H.H.Robertson (UK)	106A
102	20	21	59	920	959	R9	Haironville TAC	106C
102	20	30	38	914	983	Talspan 20-100	Rigidal Industries	515A
102	20	38	30	914	968	Talspan 20-100I	Rigidal Industries	515B
102	20	59	21	711	737	BR7	H.H.Robertson (UK)	034B
102	20	59	21	920	951	BR9	H.H.Robertson (UK)	106B
102	20	59	21	920	951	C9	Haironville TAC	106D
102	26	21	59	920	957	IBR9-26	H.H.Robertson (UK)	173A
102	26	59	21	920	944	BR9-26/C	H.H.Robertson (UK)	173D
102	26	59	21	920	957	BR9-26/S	H.H.Robertson (UK)	173B
110	34	S	S	762	819	Tegral Coracem Super 4	Fibre Cement Profiles	101A
121/129	30/54	30/23	56/63	1000	1038	SF500 Secret Fix (1000mm Cover)	Euroclad	427A
125	20	25	74	1000	1054	Rigidal 20/1000 Liner	British Alcan Building Products	422A
125	20	25	74	1000	1054	Classic 20/125/1000	Rigidal Industries	422F
125	20	25	74	1000	1054	Rigidal 20/1000	Rigidal Industries	422E
125	20	25	74	1000	1054	Rigidal 20/1000 Liner	Rigidal Industries	422D
125	23	40	40	1000	1074	Moduclad 23/1000	Ward Building Components	134B
125	23	40	40	1000	1097	Moduclad 23/1000P	Ward Building Components	134A
125	23	40	40	1000	1097	Ecometal 23/1000	Ecometal	134C
125	24	40	40	1000	1097	BW-A1	B.W.Industries	134D
125	25	28	28	1000	1064	C25/8 (8.125.25HB)	Haironville TAC	232G
125	26	28	28	1000	1064	26/1000 Vertical	Brunel Steel Services	232B
125	26	28	28	1000	1083	26/1000 Roofing	Brunel Steel Services	232A
127	32	S	S	635	711	5 x 5"	British Steel	020A
127	32	S	S	762	838	6 x 5"	British Steel	020B
127	38	19	57	635	679	Rigidal A5	British Alcan Building Products	005A
127	38	19	57	762	806	Rigidal A6	British Alcan Building Products	005B
127	38	19	57	889	933	Rigidal A7	British Alcan Building Products	005C
127	38	19	57	1016	1060	Rigidal A8	British Alcan Building Products	372B
129	38	19	58	900	963	Rigidal A900	British Alcan Building Products	355A
129	38	19	58	900	963	Classic 38/129/900	Rigidal Industries	355C
129	38	19	58	900	963	Rigidal A900	Rigidal Industries	355B
130	30	S	S	910	1010	Compton B5	Fibre Cement Profiles	566A
130	30	S	S	910	1030	Eternit Profile 5	Fibre Cement Profiles	566B
130	45	21	21	651	711	Rigidal B5	British Alcan Building Products	003A
130	45	21	21	781	841	Rigidal B6	British Alcan Building Products	003B
130	45	21	21	911	971	Rigidal B7	British Alcan Building Products	003C
130	45	21	21	1042	1102	Rigidal B8	British Alcan Building Products	003D
135	42	S	S	540	633	R.P.M. 'V' Beam (4 trough)	H.H.Robertson (UK)	019B
135	42	S	S	675	768	R.P.M. 'V' Beam (5 trough)	H.H.Robertson (UK)	019A

Pitch	Depth	Crown	Trough	Cover Width	Overall Width	Profile Description	Manufacturer	Shoe Code
139	25	45	45	1250	1345	Moduclad 25/1250	Ward Building Components	388A
143	21	54	54	1000	1060	HBP 20 Liner	Hoesch Building Products	375D
143	21	54	54	1000	1060	Norclad NP/1000R	Firth Steels	375C
143	21	54	54	1000	1060	Norclad 1000 Liner (old type)	Firth Steels	375A
143	21	54	54	1000	1080	Norclad NP1000/C	Firth Steels	375B
143	24	24	85	714	774	GL24G	Gleno Industries	279C
143	24	24	85	1000	1060	GL24	Gleno Industries	279A
143	24	24	85	1000	1060	CR24	Coverworld UK	279G
143	24	24	85	1000	1060	Uniclad 24R	Uniclad Systems	279E
143	24	85	24	714	759	GL24GR	Gleno Industries	279D
143	24	85	24	1000	1045	GL24R	Gleno Industries	279B
143	24	85	24	1000	1045	CW24	Coverworld UK	279H
143	24	85	24	1000	1045	Uniclad 24W	Uniclad Systems	279F
143	30	25	78	1000	1062	Rigidal 30/1000 Roof	British Alcan Building Products	423A
143	30	25	78	1000	1062	Rigidal 30/1000 Roof	Rigidal Industries	423C
143	30	25	78	1000	1062	Classic 30/143/1000R	Rigidal Industries	423E
143	30	78	25	1000	1030	Rigidal 30/1000 Vertical	British Alcan Building Products	423B
143	30	78	25	1000	1030	Rigidal 30/1000 Vertical	Rigidal Industries	423D
143	30	78	25	1000	1030	Classic 30/143/1000V	Rigidal Industries	423F
143	38	32	32	714	770	Trough Rib	British Steel	031A
143	40	25	65	1000	1057	Rigidal 40/1000	British Alcan Building Products	424A
143	40	25	65	1000	1057	Rigidal 40/1000	Rigidal Industries	424B
143	40	25	65	1000	1057	Classic 40/143/1000	Rigidal Industries	424C
144	20	54	54	1000	1095	AP 22/50R	Architectural Profiles	542B
144	20	54	54	1000	1110	AP 22HE Liner	Architectural Profiles	542A
144	20	54	54	1000	1110	AP 22HW Liner	Architectural Profiles	542C
146	19	S	S	1016	1060	Cape General Purpose Liner	Fibre Cement Profiles	039B
146	48	S	S	1016	1086	Everite Panel Sheet	Fibre Cement Profiles	023A
146	48	S	S	1016	1086	Bigsix	Fibre Cement Profiles	010A
146	48	S	S	1016	1086	Eternit 2000 Profile 6	Fibre Cement Profiles	010F
146	48	S	S	1016	1086	Gleno Six	Fibre Cement Profiles	010E
146	48	S	S	1016	1086	Major Six	Fibre Cement Profiles	010C
146	48	S	S	1016	1086	Standard Six	Fibre Cement Profiles	010B
146	48	S	S	1016	1086	Tunnel T6	Fibre Cement Profiles	010D
148	18	54	54	1035	1095	Norclad NP/1035R	Firth Steels	376A
148	18	54	54	1035	1115	Norclad NP/1035C	Firth Steels	376B
150	8	25	112	900	946	Minirib 900 Liner	Tegral Metal Forming	319A
150	8	25	112	1050	1096	Minirib 1050 Liner	Tegral Metal Forming	319B
150	12	25	120	450	450	Ecometal 450 Liner	Ecometal	264A
150	12	25	120	900	898	Ecometal 900 Liner	Ecometal	119A
150	18	40	90	V	V	Filon Multi-Width Liner	Filon Products Ltd	126
150	19	25	93	900	960	Rigidal MM900 Liner	British Alcan Building Products	356A
150	19	26	86	750	815	EP 19/750	European Profiles	103D

Pitch	Depth	Crown	Trough	Cover Width	Overall Width	Profile Description	Manufacturer	Shoe Code
150	19	26	86	900	965	EP 19/900	European Profiles	103C
150	19/5	44	96	900	938	AL900 Liner	Ash & Lacy	197A
150	19	86	26	900	954	EP 19/900 Reversed	European Profiles	103E
150	25	25	75	750	854	R25 / Type E750	Precision Metal Forming	080B/A
150	25	41	78	900	979	CMP 900/25 Rib Face	Construction Metal Products	390B
150	25	41	78	1200	1093	CMP 1200/25 Rib Face	Construction Metal Products	390A
150	25	41	78	1200	1279	Moduclad 25/1200	Ward Building Components	390D
150	25	75	25	750	815	C25	Precision Metal Forming	080C
150	25	78	41	1200	1247	CMP 1200/25 Crest Face	Construction Metal Products	390C
150	25	78	41	1200	1247	Moduclad 25/1200	Ward Building Components	390E
150	26	30	50	1050	1093	AL26/1050	Ash & Lacy	211A
150	26	30	50	1050	1093	Proclad CC 1050 (PBL)	Cladding & Decking (UK)	396A
150	26	30	50	1050	1100	Proclad CC 1050 (sym)	Cladding & Decking (UK)	211D
150	26	30	70	750	830	EP 26/750	European Profiles	198C
150	26	30	70	750	848	EP 26/750 (Old Type)	European Profiles	104B
150	26	30	70	900	980	EP 26/900	European Profiles	198B
150	26	30	70	900	998	26/900 Forward	Brohome	198G
150	26	30	70	900	998	Cladcolor 26	Cladcolor Profiling	198D
150	26	30	70	900	998	Colormet Profile 26	Colormet International	198N
150	26	30	70	900	998	EP 26/900 (Old Type)	European Profiles	104A
150	26	30	70	900	998	26/900 Roof	Olympic Cladding	198Q
150	26	30	70	900	998	26/900 Forward	Profiled Cladding Systems	198L
150	26	50	30	1050	1093	AL26/1050 Reverse	Ash & Lacy	211B
150	26	50	30	1050	1093	Proclad CC1050W	Cladding & Decking (UK)	211E
150	26	70	30	900	959	26/900 Reverse	Brohome	198K
150	26	70	30	900	959	Cladcolor 26 Reverse	Cladcolor Profiling	198E
150	26	70	30	900	959	Colormet Profile 26 Reverse	Colormet International	198P
150	26	70	30	900	959	EP 26/900 Reverse	European Profiles	198F
150	26	70	30	900	959	26/900 Wall	Olympic Cladding	198R
150	26	70	30	900	959	26/900 Reverse	Profiled Cladding Systems	198M
150	35	35	75	900	950	R35	Precision Metal Forming	093A
150	35	35	75	900	973	R35A	Precision Metal Forming	093D
150	35	75	35	900	940	C35	Precision Metal Forming	093B
150	37	36	75	900	954	AL1	Ash & Lacy	122A
150	37	36	75	900	954	Proclad CC 900	Cladding & Decking (UK)	122C
150	37	36	75	900	975	Proclad CC 900 (PBL)	Cladding & Decking (UK)	122E
150	37	75	36	900	954	AL1 Reverse	Ash & Lacy	122B
150	37	75	36	900	954	Proclad CC 900W	Cladding & Decking (UK)	122D
150	38	19	80	450	490	Ecometal 450	Ecometal	128A
150	38	19	80	750	790	Formaclad 750R	Adam G. Brown / Brown & Glegg	120I
150	38	19	80	900	940	Formaclad 900R	Adam G. Brown / Brown & Glegg	120E
150	38	19	80	900	975	Ecometal 900	Ecometal	120A
150	38	80	19	750	780	Formaclad 750C	Adam G. Brown / Brown & Glegg	120J

Pitch	Depth	Crown	Trough	Cover Width	Overall Width	Profile Description	Manufacturer	Shoe Code
150	38	80	19	900	930	Formaclad 900C	Adam G. Brown / Brown & Glegg	120F
150	40	19	82	900	980	IP40/900R	Quedron Distribution	120G
150	40	33	80	750	800	EP 40/750 Continental	European Profiles	219E
150	40	33	80	750	821	EP 40/750	European Profiles	219A
150	40	80	33	750	808	EP 40/750 Reversed	European Profiles	219B
150	40	82	19	900	978	IP40/900C	Quedron Distribution	120H
150	45	25	80	900	950	Aluform 45/150	V.A.W. (UK)	379A
150	45	30	60	900	952	GA 45-30 Roofing/Cladding	Gasell Profiles	167C
150	45	30	60	900	926	P45R (Old Type)	Plannja (inc Korrugal Aluminium)	167A
150	45	60	30	900	952	GA 45-60 Cladding	Gasell Profiles	167D
150	45	60	30	900	926	P45W (Old Type)	Plannja (inc Korrugal Aluminium)	167B
150	63	25	74	600	650	R63	Precision Metal Forming	100A
150	63	25	74	600	650	Type 250	Precision Metal Forming	100C
150	63	74	25	600	635	C63	Precision Metal Forming	100B
150	64	34	76	750	798	Profile 65	Briggs Amasco	111A
150	65	35	35	900	957	TRP 65-150	Plannja (inc Korrugal Aluminium)	083A
152	17	22	100	914	968	QLP17S/914 Liner	Quedron Distribution	223A
152	17	22	100	1067	1121	Agriclad 1067R	Quedron Distribution	223B
152	17	22	100	1067	1121	IP17/1067R	Quedron Distribution	223E
152	17	22	100	1067	1121	QLP17S/1067 Liner	Quedron Distribution	223D
152	17	25	100	914	975	Formaclad 914 Liner	Adam G. Brown / Brown & Glegg	343A
152	17	100	22	1067	1115	Agriclad 1067C	Quedron Distribution	223C
152	17	100	22	1067	1115	IP17/1067C	Quedron Distribution	223F
152	19	19	109	914	984	19/914 Liner	Brohome	314A
152	19	25	95	914	976	L19	Precision Metal Forming	129A
152	19	25	95	914	984	CL6/914 Liner	Precision Metal Forming	129E
152	19	25	95	1067	1128	R19 (Fine Rib 19R)	Precision Metal Forming	129B
152	19	25	98	762	808	Proclad CC 762	Cladding & Decking (UK)	123E
152	19	25	98	762	818	AL5	Ash & Lacy	123A
152	19	25	98	762	818	Proclad CC 762 PBL	Cladding & Decking (UK)	123C
152	19	26	100	914	972	CA LT19/914 Liner	CA Profiles	449A
152	19	95	25	1067	1120	C19 (Fine Rib 19C)	Precision Metal Forming	129C
152	19	98	25	762	808	Proclad CC 762W	Cladding & Decking (UK)	123D
152	19	98	25	762	818	AL5 Reverse	Ash & Lacy	123B
152	20	56	56	914	951	20/914/F	Euroclad	218C
152	20	56	56	914	972	20/914/R	Euroclad	218D
152	20	56	56	914	994	20/914 Liner	Euroclad	218F
152	20	56	56	1067	1104	20/1066/F	Euroclad	218A
152	20	56	56	1067	1125	20/1066/R	Euroclad	218B
152	20	56	56	1067	1147	20/1066 Liner	Euroclad	218E
152	25	25	76	762	851	Type E	Precision Metal Forming	035A
152	38	19	82	914	959	Rigidal WA6	British Alcan Building Products	112B
152	38	19	82	914	959	Formaclad 914R	Adam G. Brown / Brown & Glegg	112Y

Pitch	Depth	Crown	Trough	Cover Width	Overall Width	Profile Description	Manufacturer	Shoe Code
152	38	19	82	914	959	BW-A6R	B.W.Industries	112n
152	38	19	82	914	959	Cladcolor 38	Cladcolor Profiling	112Q
152	38	19	82	914	959	Colormet Profile 38	Colormet International	112r
152	38	19	82	914	959	Norclad WA6/R	Firth Steels	112h
152	38	19	82	914	959	WA6	Haironville TAC	135A
152	38	19	82	914	959	Cladrite 38/914	Industrial Cladding Systems	112p
152	38	19	82	914	959	R38	Precision Metal Forming	112G
152	38	19	82	914	988	RWA6	Atlas Coated Steels	112S
152	38	19	82	914	988	38/914 Forward	Brohome	112b
152	38	19	82	914	988	CA 38/914R	CA Profiles	112k
152	38	19	82	914	988	HI 38	Corrugated Sheets & Profiles	112I
152	38	19	82	914	988	CR38	Coverworld (UK)	112.
152	38	19	82	914	988	Ecometal WA6	Ecometal	112x
152	38	19	82	914	988	38/914	Euroclad	112U
152	38	19	82	914	988	GL38	Gleno Industries	112X
152	38	19	82	914	988	R38 (6.152.38T)	Haironville TAC	112K
152	38	19	82	914	988	RWA6	Heys-Shaw	112u
152	38	19	82	914	988	38 Rib	Hi-Tech Industrial Cladding	112I
152	38	19	82	914	988	R38A	Precision Metal Forming	112M
152	38	19	82	914	988	38/914 Forward	Profiled Cladding Systems	112y
152	38	19	82	914	988	Classic 38/152/914R	Rigidal Industries	112a
152	38	19	82	914	988	Talspan R38	Rigidal Industries	112m
152	38	19	82	914	988	Uniclاد 38R	Uniclاد Systems	112i
152	38	19	82	914	996	WA6	Quedron Distribution	112e
152	38	19	82	1067	1110	Rigidal WA7	British Alcan Building Products	112C
152	38	19	82	1067	1111	38/1066/F	Euroclad	112N
152	38	82	19	914	944	Rigidal WA6M	British Alcan Building Products	112E
152	38	82	19	914	944	Formaclad 914C	Adam G.Brown / Brown & Glegg	112Z
152	38	82	19	914	944	CW38	Coverworld (UK)	112.
152	38	82	19	914	944	WA6C	Haironville TAC	135B
152	38	82	19	914	944	Cladrite 38/914 Reverse	Industrial Cladding Systems	112q
152	38	82	19	914	944	C38	Precision Metal Forming	112H
152	38	82	19	914	944	Uniclاد 38W	Uniclاد Systems	112j
152	38	82	19	914	959	BW-A6W	B.W.Industries	112o
152	38	82	19	914	972	CWA6	Atlas Coated Steels	112T
152	38	82	19	914	972	38/914 Reverse	Brohome	112c
152	38	82	19	914	972	CA 38/914W	CA Profiles	112t
152	38	82	19	914	972	Cladcolor 38 Reverse	Cladcolor Profiling	112R
152	38	82	19	914	972	Colormet Profile 38 Reverse	Colormet International	112s
152	38	82	19	914	972	HI 38 Reverse	Corrugated Sheets & Profiles	112g
152	38	82	19	914	972	38/914/R	Euroclad	112O
152	38	82	19	914	972	GL38R	Gleno Industries	112V
152	38	82	19	914	972	C38 (6.152.38B)	Haironville TAC	112L

Pitch	Depth	Crown	Trough	Cover Width	Overall Width	Profile Description	Manufacturer	Shoe Code
152	38	82	19	914	972	CWA6	Heys-Shaw	112v
152	38	82	19	914	972	38 Crest	Hi-Tech Industrial Cladding	112.
152	38	82	19	914	972	C38A	Precision Metal Forming	112J
152	38	82	19	914	972	38/914 Reverse	Profiled Cladding Systems	112z
152	38	82	19	914	972	Classic 38/152/914V	Rigidal Industries	112d
152	38	82	19	914	972	Talspan C38	Rigidal Industries	112w
152	38	82	19	914	992	WA6M	Quedron Distribution	112f
152	38	82	19	1067	1098	38/1066/R	Euroclad	112P
152	44	21	41	762	822	Rigidal WB5	British Alcan Building Products	036A
152	44	21	41	914	974	Rigidal WB6	British Alcan Building Products	036B
152	44	21	41	1067	1127	Rigidal WB7	British Alcan Building Products	049A
152	45	21	41	914	974	Classic 45/152/914	Rigidal Industries	036F
152	45	21	41	914	974	Talspan WB6	Rigidal Industries	036D
152	46	32	89	762	799	Decking	British Steel	057A
152	64	29	29	762	838	Classic 65/152/762	Rigidal Industries	058E
152	64	29	29	762	838	Rigidal C5	Rigidal Industries	058D
152	64	29	29	762	838	Rigidal C5	British Alcan Building Products	058A
152	64	29	29	914	990	Rigidal C6	British Alcan Building Products	058B
153	30	35	80	915	965	KAL-BAU TR 30/152R	Hoogovens Aluminium Building Systems	381A
153	30	80	35	915	955	KAL-BAU TR 30/152W	Hoogovens Aluminium Building Systems	381B
158	19	25	93	945	1015	SR20	Concrete Portal Frames	461A
158	35	21	96	945	1002	SR35	Concrete Portal Frames	413A
158	35	32	40	948	1028	MHR3	H.H.Robertson (UK)	183A
158	35	96	21	945	981	SW35	Concrete Portal Frames	413B
158	37	22	94	950	993	Moduclad B950 (Bigrib)	Ward Building Components	206A
158	37	22	94	950	1012	Moduclad B950 PBL (Bigrib)	Ward Building Components	206D
158	37	94	22	950	993	Moduclad D950	Ward Building Components	206E
160	30	25	88	800	850	Cape 800/30 Rib Face	Construction Metal Products	113D
160	30	88	25	800	835	Cape 800/30 Crest Face	Construction Metal Products	113E
160	32	27	88	960	1010	R32S	Precision Metal Forming	116A
160	32	27	88	960	1010	TMR 32	Tegral Metal Forming	113C
160	32	27	88	960	1038	R32	Precision Metal Forming	113A
160	32	88	27	960	995	C32S	Precision Metal Forming	116B
160	32	88	27	960	1023	C32	Precision Metal Forming	113B
160	38	19	90	960	1000	Gavle TR38S	Gavle (UK)	171G
160	38	19	90	960	1000	IBR6	H.H.Robertson (UK)	171A
160	38	90	19	960	989	BR6/C	H.H.Robertson (UK)	171D
160	38	90	19	960	989	Gavle TR38V	Gavle (UK)	171F
160	38	90	19	960	1000	BR6/S	H.H.Robertson (UK)	171B
162/176	50	22	100	1000	1090	LSS 500 (1000mm Cover)	Ayrshire Metal Products	382A
165	22	20	117	825	883	Formaclad 825R	Adam G. Brown / Brown & Glegg	204A
165	22	117	20	825	864	Formaclad 825C	Adam G. Brown / Brown & Glegg	204B
167	15	25	92	1000	1100	SP 15/1000 Liner	Steelpress Profiles	339A

Pitch	Depth	Crown	Trough	Cover Width	Overall Width	Profile Description	Manufacturer	Shoe Code
167	17	22	112	1000	1060	QLP 17S/1000 Liner (Modified)	Quedron Distribution	488A
167	17	22	115	1000	1059	QLP 17S/1000 Liner	Quedron Distribution	260A
167	17	25	109	1000	1061	Formaclad 1000/17 Liner	Adam G. Brown / Brown & Glegg	342A
167	19	19	120	1000	1055	19/1000 Liner	Brohome	527A
167	19	24	104	1000	1092	19/1000 Liner	Euroclad	292A
167	19	25	107	1000	1046	1000LP Liner	British Steel	153A
167	19	25	107	1000	1046	LP1000 Liner	Precision Metal Forming	153D
167	20	21	88	1000	1075	SP 20/1000 Liner	Steelpress Profiles	367A
167	24	20	114	1000	1040	AS 24/1000R	A.Steadman & Son	352B
167	24	20	114	1000	1063	AS 24/1000R (PBL)	A.Steadman & Son	352A
167	24	114	20	1000	1026	AS 24/1000W	A.Steadman & Son	352C
167	26	30	85	1000	1061	Uniclad 26R	Uniclad Systems	436A
167	26	30	87	1000	1075	Cladcolor 26/1000	Cladcolor Profiling	297D
167	26	30	87	1000	1075	Colormet 26/1000	Colormet International	297E
167	26	30	87	1000	1075	SH 1000/26 RW	Shufflebottom	297B
167	26	30	87	1000	1080	Cladrite 26/1000	Industrial Cladding Systems	297A
167	26	85	30	1000	1064	Uniclad 26W	Uniclad Systems	436B
167	26	87	30	1000	1050	SH 1000/26 W	Shufflebottom	297C
167	26	87	30	1000	1061	Cladrite 26/1000 Reverse	Industrial Cladding Systems	297F
167	30	25	87	1000	1073	MP30R	Moores Profiles	402C
167	30	25	87	1000	1073	SS31R	Steel Shield	402A
167	30	87	25	1000	1058	MP30W	Moores Profiles	402D
167	30	87	25	1000	1058	SS31W	Steel Shield	402B
167	31	23	99	1000	1042	AP 31R	Architectural Profiles	216E
167	31	23	99	1000	1042	MW31R	Quedron Distribution	216A
167	31	23	99	1000	1065	MW31R (PBL)	Quedron Distribution	216B
167	31	23	99	1000	1065	FSM 31R	Quedron Distribution	216D
167	31	99	23	1000	1038	MW31C	Quedron Distribution	216C
167	32	23	94	1000	1050	32/1000/F	Euroclad	283A
167	32	23	94	1000	1050	32/1000/F 'Special'	Euroclad	283C
167	32	23	94	1000	1050	RC 32/1000	Rollaclad	283D
167	32	23	94	1000	1071	GA 32-23 SR	Gasell Profiles	283G
167	32	25	93	1000	1050	Formaclad 1000/32R	Adam G. Brown / Brown & Glegg	341A
167	32	25	101	1000	1040	Classic 32/167/1000R	Rigidal Industries	700B
167	32	25	101	1000	1058	Classic 32/167/1000R (PBL)	Rigidal Industries	700A
167	32	25	101	1000	1070	Classic 32/167/1000 Liner	Rigidal Industries	700D
167	32	30	86	1000	1075	CA 32/1000R	CA Profiles	361A
167	32	86	30	1000	1043	CA 32/1000W	CA Profiles	361B
167	32	93	25	1000	1033	Formaclad 1000/32C	Adam G. Brown / Brown & Glegg	341B
167	32	94	23	1000	1060	32/1000/R	Euroclad	283B
167	32	94	23	1000	1060	RC 32/1000/R	Rollaclad	283F
167	32	101	25	1000	1034	Classic 32/167/1000V	Rigidal Industries	700C
167	33	29	67	1000	1060	33/1000 Roof	Brunel Steel Services	179P

Pitch	Depth	Crown	Trough	Cover Width	Overall Width	Profile Description	Manufacturer	Shoe Code
167	33	30	86	1000	1050	Proclad CC32/1000	Cladding & Decking (UK)	361C
167/333	33	33	85/251	1000	1070	AL33/1000	Ash & Lacy	192A
167	33	67	29	1000	1040	33/1000 Wall	Brunel Steel Services	179Q
167/333	33	85/251	33	1000	1075	AL33/1000 Reverse	Ash & Lacy	192B
167	33	86	30	1000	1043	Proclad CC32W/1000	Cladding & Decking (UK)	361D
167	34	23	75	1000	1050	AS 34/1000R	A.Steadman & Son	278A
167	34	23	75	1000	1091	AS 34/1000R (PBL)	A.Steadman & Son	278B
167	34	25	71	1000	1050	34 Rib	Hi-Tech Industrial Cladding	312A
167	34	29	67	1000	1060	Alpha Metre	Alpha Building Components	179F
167	34	29	67	1000	1060	34/1000 Forward	Brohome	179D
167	34	30	66	1000	1060	Cladcolor 34	Cladcolor Profiling	179A
167	34	30	66	1000	1060	Colormet Profile 34	Colormet International	179L
167	34	30	66	1000	1060	CR 34	Coverworld (UK)	179R
167	34	30	66	1000	1060	Cladrite 34/1000	Industrial Cladding Systems	179K
167	34	30	66	1000	1060	34/1000 Forward	Profiled Cladding Systems	179I
167	34	30	66	1000	1060	Uniclad 34R	Uniclad Systems	179G
167	34	30	81	1000	1068	Q34/1000R	Coloured Metal Profiles	612C
167	34	30	81	1000	1068	Q34/1000R	Cover Structure	612A
167	34	66	30	1000	1040	Cladcolor 34 Reverse	Cladcolor Profiling	179B
167	34	66	30	1000	1040	Colormet Profile 34 Reverse	Colormet International	179M
167	34	66	30	1000	1040	CW 34	Coverworld (UK)	179S
167	34	66	30	1000	1040	34/1000 Reverse	Profiled Cladding Systems	179J
167	34	66	30	1000	1040	Uniclad 34W	Uniclad Systems	179H
167	34	67	29	1000	1040	Alpha Metre Reverse	Alpha Building Components	179N
167	34	67	29	1000	1040	34/1000 Reverse	Brohome	179E
167	34	71	25	1000	1035	34 Crest	Hi-Tech Industrial Cladding	312B
167	34	75	23	1000	1031	AS 34/1000W	A.Steadman & Son	278C
167	34	81	30	1000	1044	Q34/1000W	Coloured Metal Profiles	612D
167	34	81	30	1000	1044	Q34/1000W	Cover Structure	612B
167	36	25	95	1000	1050	SP 36/1000R	Steelpress Profiles	338A
167	36	95	25	1000	1035	SP 36/1000W	Steelpress Profiles	338B
167	50	25	75	1000	1066	Rigidal 50/1000	British Alcan Building Products	429A
167	50	25	75	1000	1066	Rigidal 50/1000	Rigidal Industries	429B
167	50	25	75	1000	1066	Classic 50/167/1000	Rigidal Industries	429C
170	27	29	87	1020	1117	AS 27/1020R	A.Steadman & Son	257A
170	27	87	29	1020	1092	AS 27/1020W	A.Steadman & Son	257B
171	35	35	105	686	749	IBR4 Imperial	H.H.Robertson (UK)	022A
171	35	105	35	686	724	BR4 Imperial	H.H.Robertson (UK)	022B
171	40	35	98	686	733	Broad Rib Roof	British Steel	033A
171	40	98	35	686	722	Broad Rib Vertical	British Steel	033B
171	46	50	68	855	959	AP48	Architectural Profiles	553A
175	35	38	102	700	753	Long Rib 700 Roof	British Steel	097B
175	35	38	102	875	928	Long Rib 875	British Steel	097A

Pitch	Depth	Crown	Trough	Cover Width	Overall Width	Profile Description	Manufacturer	Shoe Code
175	35	102	38	700	739	Long Rib 700 Vertical	British Steel	097C
176	44	40	72	880	954	45 (PA45)	Plannja (inc Korrugal Aluminium)	543A
176	44	72	40	880	970	45F (PA45F)	Plannja (inc Korrugal Aluminium)	543B
177	51	S	S	711/885	920/1003	Endurite / Cembrit B9	Fibre Cement Profiles	029A/B
177	51	S	S	1053	1163	Eternit Profile 7	Fibre Cement Profiles	711A
178	35	38	105	711	765	Long Rib Roof	British Steel	059A
178	35	105	38	711	751	Long Rib Vertical	British Steel	059B
178	38	50	50	712	804	HR4	H.H.Robertson (UK)	107A
178	38	50	50	890	982	HR5	H.H.Robertson (UK)	107B
180	35	38	107	900	954	Long Rib 900 Roof	British Steel	088A
180	35	107	38	900	939	Long Rib 900 Vertical	British Steel	088B
180	36	47	75	900	980	Profile 375	Briggs Amasco	090A
180	38	34	100	900	980	CMP 900/38 Rib Face	Construction Metal Products	378B
180	38	34	100	900	980	Ecometal 38/180	Ecometal	378F
180	38	34	100	900	980	Moduclad 38/900	Ward Building Components	378D
180	38	34	100	900	982	Cape 900/38 Rib Face	Construction Metal Products	378A
180	38	100	34	900	943	CMP 900/38 Crest Face	Construction Metal Products	378C
180	38	100	34	900	943	Moduclad 38/900W	Ward Building Components	378E
180	40	32	110	900	948	EP 40/900 Continental	European Profiles	213C
180	40	32	110	900	973	EP 40/900	European Profiles	213A
180	40	110	32	900	936	EP 40/900 Reversed	European Profiles	213B
183	36	35	108	914	967	RF36R	Roll Form Fabrications	246A
183	36	108	35	914	954	RF36C	Roll Form Fabrications	246B
183	40	40	119	915	971	Gavle TR40S	Gavle (UK)	560B
183	40	40	119	915	971	E40D	Hoesch Building Products	560A
184	35	35	105	736	800	IBR4 (736)	H.H.Robertson (UK)	105D
184	35	35	105	922	982	R5	Haironville TAC	105B
184	35	35	105	922	982	IBR5	H.H.Robertson (UK)	105A
184	35	105	35	736	780	BR4 (736)	H.H.Robertson (UK)	105G
184	35	105	35	922	971	C5	Haironville TAC	105C
184	35	105	35	922	971	BR5	H.H.Robertson (UK)	105F
188	38	20	149	750	776	P750 (Glamet G5)	Composite Panels Ltd	127A
190	40	20	120	950	998	Cape 950/40W Rib Face	Construction Metal Products	161A
190	40	120	20	950	981	Cape 950/40W Crest Face	Construction Metal Products	161B
200	17	22	148	1000	1057	QLP5S Liner	Quedron Distribution	584A
200	17	35	132	1000	1077	CA LT17/1000 Liner	CA Profiles	416A
200	18	20	150	1000	1058	HT 18/1000 Liner	HI-Tech Industrial Cladding	313A
200	19	20	150	1000	1054	19/1000 Liner	CAF	399F
200	19	20	150	1000	1054	Cladcolor JL/1000 Liner	Cladcolor Profiling	399A
200	19	20	150	1000	1054	Colormet JL/1000 & PCS/1000 Liner	Colormet International	399C/E
200	19	20	150	1000	1054	CR 20	Coverworld (UK)	399N
200	19	20	150	1000	1054	CL 20 Liner	Coverworld (UK)	399L
200	19	20	150	1000	1054	EL 19/200 Liner	Eternit (UK)	399M

Pitch	Depth	Crown	Trough	Cover Width	Overall Width	Profile Description	Manufacturer	Shoe Code
200	19	20	150	1000	1054	Cladrite 19/1000 Liner	Industrial Cladding Systems	399B
200	19	20	150	1000	1054	1000/19 Liner	Olympic Cladding	399K
200	19	20	150	1000	1054	PCS 1000/19 Liner	Profiled Cladding Systems	399D
200	19	20	150	1000	1054	Uniclad 20R	Uniclad Systems	399H
200	19	20	150	1000	1054	Uniclad Liner UC/1000	Uniclad Systems	399J
200	19	76	86	1000	1080	EP 19/1000 Liner (Old Type)	European Profiles	231A
200	19	80	80	1000	1080	AP 22HER Liner	Architectural Profiles	158I
200	19	80	80	1000	1080	AP 22HEW Liner	Architectural Profiles	158H
200	19	150	20	1000	1054	CW 20	Coverworld (UK)	399P
200	19	150	20	1000	1054	19/1000 Reverse Liner	Profiled Cladding Systems	399G
200	19	150	20	1000	1054	Uniclad 20W	Uniclad Systems	399I
200	20	23	150	1000	1065	TRP 20-200 Liner	Plannja (inc Korrugal Aluminium)	252A
200	20	30	142	1000	1065	Classic 20/200/1000	Rigidal Industries	516C
200	20	30	142	1000	1065	Talspan 20-200	Rigidal Industries	516A
200	20	30	142	1000	1065	Talspan 20-200I	Rigidal Industries	516B
200	20	80	80	1000	1060	Alpha Metre Liner	Alpha Building Components	158G
200	20	80	80	1000	1060	Super Six LT Liner	Atlas Coated steels	158C
200	20	80	80	1000	1060	20/1000 Liner (Ayrshire Liner)	Ayrshire Metal Products	158A
200	20	80	80	1000	1060	HI 19L Liner	Corrugated Sheets & Profiles	158B
200	20	80	80	1000	1060	Norclad Liner 'A'	Firth Steels	158F
200	20	80	80	1000	1060	SuperSix L/T1000 Liner	Heys-Shaw	158E
200	20	80	80	1000	1060	AS 20 Liner	A.S.Steadman & Son	158D
200	30	29	121	1000	1075	AP 30/35R	Architectural Profiles	287E
200	30	30	122	1000	1075	AP 22/30H Liner	Architectural Profiles	287H
200	30	30	122	1000	1075	HI 30	Corrugated Sheets & Profiles	287A
200	30	30	122	1000	1075	Country-Clad	Corrugated Sheets & Profiles	287F
200	30	30	122	1000	1075	Norclad N/1000C Liner	Firth Steels	287C
200	30	30	131	1000	1068	AS30/1000R	A.Steadman & Son	547A
200	30	122	30	1000	1060	AP 30/35W	Architectural Profiles	287G
200	30	122	30	1000	1060	HI 30R	Corrugated Sheets & Profiles	287B
200	30	122	30	1000	1078	Norclad N/1000C	Firth Steels	287D
200	30	131	30	1000	1050	AS30/1000W	A.Steadman & Son	547B
200	31	24	125	1000	1078	Cladfab 31/1000R	Cladfab	674A
200	31	25	121	1000	1072	R31 (5.200.31T) {Introduced 2001}	Haironville TAC	688A
200	31	32	105	1000	1058	5.200.31T {Old Haironville SA}	Haironville TAC	233C
200	31	33	106	1000	1058	Gavle TR32S	Gavle (UK)	233A
200	31	105	32	1000	1052	5.200.31B {Old Haironville SA}	Haironville TAC	233D
200	31	106	33	1000	1052	Gavle TR32V	Gavle (UK)	233B
200	31	121	25	1000	1055	C31 (5.200.31B) {Introduced 2001}	Haironville TAC	688B
200	32	21	129	1000	1075	32/1000 Roof	Brunel Steel Services	555A
200	32	23	132	1000	1071	MW5R	Quedron Distribution	579A
200	32	24	128	1000	1065	GL32	Gleno Industries	334A
200	32	24	130	1000	1064	CR 32	Coverworld (UK)	370A

Pitch	Depth	Crown	Trough	Cover Width	Overall Width	Profile Description	Manufacturer	Shoe Code
200	32	24	130	1000	1064	ER 32/200	Eternit (UK)	370E
200	32	24	130	1000	1064	Uniclad 32R	Uniclad Systems	370B
200	32	25	120	1000	1082	J/1000	Jacksons	676A
200	32	27	128	1000	1078	R32/1000 (Wide Rib 32/1000R)	Precision Metal Forming	482A
200	32	27	128	1000	1078	Wide Rib 33 Roof	Tegral Metal Forming	482D
200	32	27	128	1000	1078	Wide Rib 33C Liner	Tegral Metal Forming	482F
200	32	30	111	1000	1073	Colormet 32/1000 PBL Forward	Colormet International	675C
200	32	30	111	1000	1073	32/1000 PBL Forward	Profiled Cladding Systems	675A
200	32	35	120	1000	1058	EP 32/1000 Continental	European Profiles	221C
200	32	35	120	1000	1074	SH 1000/33 RW	Shufflebottom	221D
200	32	35	120	1000	1080	EP 32/1000	European Profiles	221A
200	32	35	120	1000	1080	32/1000	Olympic Cladding	221G
200	32	35	127	1000	1069	32/1000R	Ayrshire Metal Products	267A
200	32	111	30	1000	1048	Colormet 32/1000 PBL Reverse	Colormet International	675D
200	32	111	30	1000	1048	32/1000 PBL Reverse	Profiled Cladding Systems	675B
200	32	120	25	1000	1061	S/1000	Jacksons	676B
200	32	120	35	1000	1040	EP 32/1000 Reversed	European Profiles	221B
200	32	120	35	1000	1048	SH 1000/33W	Shufflebottom	221E
200	32	127	35	1000	1076	32/1000W	Ayrshire Metal Products	267B
200	32	128	24	1000	1055	GL32R	Gleno Industries	334B
200	32	128	27	1000	1063	C32/1000 (Wide Rib 32/1000C)	Precision Metal Forming	482B
200	32	128	27	1000	1063	Wide Rib 33 Cladding	Tegral Metal Forming	482E
200	32	129	21	1000	1075	32/1000 Wall	Brunel Steel Services	555B
200	32	130	24	1000	1052	CW 32	Coverworld (UK)	370C
200	32	130	24	1000	1052	EW 32/200	Eternit (UK)	370F
200	32	130	24	1000	1052	Uniclad 32W	Uniclad Systems	370D
200	32	132	23	1000	1052	MW5C	Quedron Distribution	579B
200	33	26	110	1000	1082	Super Six R1000 (Mk1)	Atlas Coated Steels	301A
200	33	26	110	1000	1082	Super Six R1000 (Mk2)	Atlas Coated Steels	435A
200	33	26	110	1000	1082	SuperSix R1000	Heys-Shaw	435C
200	33	110	26	1000	1070	Super Six C1000 (Mk1)	Atlas Coated Steels	301B
200	33	110	26	1000	1070	Super Six C1000 (Mk2)	Atlas Coated Steels	435B
200	33	110	26	1000	1070	SuperSix C1000	Heys-Shaw	435D
200	35	30	115	1000	1044	AP 33/35	Architectural Profiles	398C
200	35	30	115	1000	1044	Proclad CC1000 PBL (Vertical)	Cladding & Decking (UK)	398B
200	35	30	115	1000	1050	Proclad CC1000 (Symmetrical)	Cladding & Decking (UK)	239D
200	35	30	115	1000	1050	Proclad CC1000A (Symmetrical)	Cladding & Decking (UK)	174C
200	35	30	115	1000	1077	AP 33-35M	Architectural Profiles	239J
200	35	30	115	1000	1077	Proclad CC1000 PBL (Sloping)	Cladding & Decking (UK)	239H
200	35	30	115	1000	1077	Proclad CC1000A PBL (Sloping)	Cladding & Decking (UK)	174E
200	35	30	115	1200	1244	Proclad CC1200 PBL (Vertical)	Cladding & Decking (UK)	398A
200	35	30	115	1200	1249	Proclad 1200SP (Symmetrical)	Cladding & Decking (UK)	174A
200	35	30	115	1200	1249	Proclad 1200 (Symmetrical)	Cladding & Decking (UK)	239A

Pitch	Depth	Crown	Trough	Cover Width	Overall Width	Profile Description	Manufacturer	Shoe Code
200	35	30	115	1200	1250	Proclad CC1200 (Symmetrical)	Cladding & Decking (UK)	239F
200	35	30	115	1200	1277	Proclad 1200 PBL (Sloping)	Cladding & Decking (UK)	239B
200	35	30	115	1200	1277	Proclad 1200 PBL (Sloping)	Cladding & Decking (UK)	174B
200	35	30	115	1200	1277	Proclad CC1200 PBL (Sloping)	Cladding & Decking (UK)	239I
200	35	38	127	800	853	Long Rib 800 Roof	British Steel	078A
200	35	38	127	1000	1060	Long Rib 1000R	British Steel	152A
200	35	38	127	1000	1060	Long Rib 1000R	Precision Metal Forming	152C
200	35	38	127	1000	1060	SH35/1000R	Spicehawk	152E
200	35	115	30	1000	1062	Proclad CC1000W	Cladding & Decking (UK)	239E
200	35	115	30	1000	1062	Proclad CC1000AW	Cladding & Decking (UK)	174D
200	35	115	30	1000	1262	Proclad CC1200W	Cladding & Decking (UK)	239G
200	35	115	30	1000	1262	Proclad 1200W	Cladding & Decking (UK)	239C
200	35	127	38	800	839	Long Rib 800 Vertical	British Steel	078B
200	35	127	38	1000	1060	Long Rib 1000W	British Steel	152B
200	35	127	38	1000	1060	Long Rib 1000W	Precision Metal Forming	152D
200	35	127	38	1000	1060	SH35/1000W	Spicehawk	152F
200	37	38	116	1000	1060	Moduclad 37/1000	Ward Building Components	554A
200	37	38	116	1000	1085	Moduclad 37/1000P	Ward Building Components	554B
200	37	38	116	1200	1285	Moduclad 37/1200P	Ward Building Components	377A
200	37	116	38	1000	1080	Moduclad 37/1000W	Ward Building Components	554C
200	37	116	38	1200	1280	Moduclad 37/1200W	Ward Building Components	377B
200	38	19	130	1000	1032	Classic 38/200/1000	Rigidal Industries	411B
200	38	19	130	1000	1032	Talspan R38-200	Rigidal Industries	411A
200	38	30	106	1000	1074	CAF 38/1000R	CAF	652A
200	38	106	30	1000	1047	CAF 38/1000W	CAF	652B
200	40	20	132	1000	1066	Cape 1000/40W Rib Face	Construction Metal Products	224A
200	40	30	130	1000	1072	TRP 40RT-200	Plannja (inc Korrugal Aluminium)	217A
200	40	130	30	1000	1044	TRP 40R-200	Plannja (inc Korrugal Aluminium)	217B
200	40	132	20	1000	1030	Cape 1000/40W Crest Face	Construction Metal Products	224B
200	50	46	105	1000	1095	Ecometal 50/200R	Ecometal	493A
200	50	105	46	1000	1060	Ecometal 50/200V	Ecometal	493B
200	60	64	90	800	880	R60 (Deep Rib 60R)	Precision Metal Forming	114A
200	60	64	90	800	880	Deep Rib 60 Roof	Tegral Metal Forming	114C
200	60	90	64	800	865	C60 (Deep Rib 60C)	Precision Metal Forming	114B
200	60	90	64	800	865	Deep Rib 60 Cladding	Tegral Metal Forming	114D
203	26	85	85	1016	1072	R26 (5.203.26T)	Haironville TAC	306B
203	26	85	85	1016	1072	C26 (5.203.26B)	Haironville TAC	306A
207	34	34	115	1035	1090	Gavle TR35S	Gavle (UK)	140A
207	34	115	34	1035	1075	Gavle TR35V	Gavle (UK)	140B
208	32	38	127	1250	1329	Moduclad 32/1250	Ward Building Components	401A
210	63	35	140	840	890	Deep Line 840R	British Steel	293A
210	63	140	35	840	905	Deep Line 840W	British Steel	293B
214	62	46	126	642	708	IBR3 (642)	H.H.Robertson (UK)	265A

Pitch	Depth	Crown	Trough	Cover Width	Overall Width	Profile Description	Manufacturer	Shoe Code
215	61	46	127	860	922	IDR4	H.H.Robertson (UK)	176A
215	61	127	46	860	898	DR4/C	H.H.Robertson (UK)	176D
215	61	127	46	860	922	DR4/S	H.H.Robertson (UK)	176B
220	22	110	70	1100	1190	AP 22/1100 Liner	Architectural Profiles	307A
225	20	20	185	900	960	20mm Liner (225mm Pitch)	Kingspan Building Products	317A
225	35	32	150	900	967	35/900	Kingspan Building Products	190A
225	35	150	32	900	948	35/900 Reverse	Kingspan Building Products	190B
225	46	67	105	900	995	R46 (Mid Rib 46R)	Precision Metal Forming	156A
225	46	67	105	900	995	Mid Rib 46 Roof	Tegral Metal Forming	156D
225	46	105	67	900	978	C46 (Mid Rib 46C)	Precision Metal Forming	156C
225	46	105	67	900	978	Mid Rib 46 Cladding	Tegral Metal Forming	156E
225	46	105	67	900	987	D46	Precision Metal Forming	156B
250	15	15	210	1000	1043	15/1000 Liner	Brohome	316A
250	17	60	165	1000	1050	MPL 1000L Liner	Markris Profiles	366A
250	18	105	105	1000	1069	Cape 1000/Liner	Construction Metal Products	225A
250	19	106	106	1000	1036	EP 19/1000 Liner (New Type)	European Profiles	302A
250	20	70	140	1000	1055	Cladcolor LP1000 Liner	Cladcolor Profiling	209C
250	20	70	140	1000	1055	Colormet LP/1000 Liner	Colormet International	209D
250	20	70	140	1000	1055	LP20/1000 Liner	Profiled Cladding Systems	209A
250	20	70	140	1000	1105	Cladcolor 20	Cladcolor Profiling	209B
250	20	70	140	1000	1105	Colormet Profile 20	Colormet International	209F
250	20	140	70	1000	1105	Cladcolor 20 Reverse	Cladcolor Profiling	209E
250	20	140	70	1000	1105	Colormet Profile 20 Reverse	Colormet International	209G
250	25	33	190	1000	1069	Rigidal Metral 1000	British Alcan Building Products	117A
250	31	19	190	1000	1070	Stramclad 1000	Speeddeck Building Systems	285A
250	32	36	165	1000	1075	MPL 1000	Markris Profiles	365A
250	32	36	168	1000	1089	ER 32/250	Eternit (UK)	507E
250	32	36	168	1000	1089	RF1.32 Rib	Trimform Products	507C
250	32	165	36	1000	1080	MPL 1000R	Markris Profiles	365B
250	32	168	36	1000	1089	EW 32/250	Eternit (UK)	507F
250	32	168	36	1000	1089	RF1.32 Crest	Trimform Products	507D
250	33	33	168	1000	1075	AL1000	Ash & Lacy	318A
250	33	33	168	1000	1075	NC 33/1000	National Cladding (Wales)	318C
250	33	36	168	1000	1063	Cape 1000/33W Rib Face	Construction Metal Products	249A
250	33	36	168	1000	1063	CMP 1000/33 Rib Face	Construction Metal Products	249C
250	33	36	168	1000	1063	Moduclad 33/1000	Ward Building Components	249E
250	33	36	168	1000	1084	Moduclad 33/1000P	Ward Building Components	249G
250	33	168	33	1000	1079	AL1000 Reverse	Ash & Lacy	318B
250	33	168	33	1000	1079	NC 33/1000W	National Cladding (Wales)	318D
250	33	168	36	1000	1048	Cape 1000/33W Crest Face	Construction Metal Products	249B
250	33	168	36	1000	1048	CMP 1000/33 Crest Face	Construction Metal Products	249D
250	33	168	36	1000	1048	Moduclad 33/1000W	Ward Building Components	249F
250	34	30	160	1000	1080	34/1000AP	Brohome	362A

Pitch	Depth	Crown	Trough	Cover Width	Overall Width	Profile Description	Manufacturer	Shoe Code
250	34	35	178	1000	1050	R34 (4.250.34T)	Haironville TAC	178A
250	34	160	30	1000	1065	34/1000AP Reverse	Brohome	362B
250	34	178	35	1000	1047	C34 (4.250.34B)	Haironville TAC	178B
250	35	22	187	1000	1044	Gavle TR35/250S	Gavle (UK)	226A
250	35	22	187	1000	1044	R35 (4.250.35T)	Haironville TAC	226B
250	35	96	96	1000	1056	35/1000R	Ayrshire Metal Products	175A
250	35	96	96	1000	1074	35/1000W	Ayrshire Metal Products	175B
250	35	187	22	1000	1027	Gavle TR35/250V	Gavle (UK)	226D
250	35	187	22	1000	1027	C35 (4.250.35B)	Haironville TAC	226C
250	38	30	144	1000	1100	Rigidal 38/250	British Alcan Building Products	185A
250	39	20	185	1000	1038	1000R	Haironville TAC	304B
250	39	20	185	1000	1038	Cobacier 1004	United Continental Steels	131A
250	39	24	189	1000	1042	Gavle TR40/250S	Gavle (UK)	383A
250	40	20	184	1000	1044	40/1000R	British Steel	310A
250	40	20	184	1000	1044	EP 40/1000	European Profiles	310C
250	40	184	20	1000	1027	40/1000W	British Steel	310B
250	40	184	20	1000	1027	EP 40/1000 Reversed	European Profiles	310D
250	45	21	139	1000	1057	Rigidal 45/250 (Export Trim)	British Alcan Building Products	172A
250	45	21	139	1000	1094	Rigidal 45/250	British Alcan Building Products	172B
250	45	24	189	1000	1050	AP 45/50 SF (1000mm Cover)	Architectural Profiles	646A
250	46	19	180	1000	1042	Glamet P1000	Composite Panels Ltd	124A
250	46	20	205	750	790	EP Clipfix 750	European Profiles	369A
250	74	S	V	1000	1085	Cape Monad	Fibre Cement Profiles	064A
250/500	25	26	V	1000	1040	Cape Monad Liner	Fibre Cement Profiles	074A
252	80	S	S	1000	1078	Gleno 252	Fibre Cement Profiles	089A
254	28	34	162	1020	1124	Foreclad 1000	Foregale	615A
254/246	32	19	193/185	1000	1065	Stramclad 32/1000	Speeddeck Building Systems	568A
254/257	32	19	193/196	1022	1087	Stramclad 32/1022	Speeddeck Building Systems	569B
254/257	32	19	193/196	1022	1087	Stramliner 32/1022	Speeddeck Building Systems	569A
254	32	20	194	1016	1081	Stramclad 1016 (Old type)	Speeddeck Building Systems	404A
254	32	20	194	1016	1106	Stramliner 1016 (Old type)	Speeddeck Building Systems	404B
254	45	18	212	508	544	Speeddeck 508 (Ridge Down)	Speeddeck Building Systems	434A
254	45	18	212	1016	1052	Speeddeck 1016 (Ridge Down)	Speeddeck Building Systems	434B
254	46	20	214	1016	1066	TACDECK 508 (Ridge Down)	Haironville TAC	484A
263	30	40	165	1050	1150	AP 30KDE	Architectural Profiles	308A
275	55	20	185	550	603	AL55/550 Dekex	Ash & Lacy	222A
275	55	20	185	1100	1129	Proclad Dekex 1100	Cladding & Decking (UK)	395A
279	45	S	143	1118	1195	Turnall Combined	Fibre Cement Profiles	006A
283/440	25	S	V	1016	1048	Bigsix Liner (Old Type)	Fibre Cement Profiles	018D
283/440	25	S	V	1016	1048	Gleno Six Liner	Fibre Cement Profiles	018A
283/440	25	S	V	1016	1048	Tunnel 6 Liner	Fibre Cement Profiles	018C
283/440	25	S	V	1016	1048	Standard Six Liner	Fibre Cement Profiles	018B
297/302	35	21/25	239/240	900	944	TR3B	H.H.Robertson (UK)	476A

Pitch	Depth	Crown	Trough	Cover Width	Overall Width	Profile Description	Manufacturer	Shoe Code
297/302	35	21/25	239/240	900	947	TR3 (Overlap metal on both sides)	H.H.Robertson (UK)	478A
300	17	20	260	1200	1247	Moduclad LA1200 Liner	Ward Building Components	380A
300	17	260	20	1200	1247	Moduclad LAR1200 Liner	Ward Building Components	380B
300	18	20	248	900	958	CMP 900L Liner	Construction Metal Products	354B
300	18	20	248	900	958	Ecometal LT900 Liner	Ecometal	354D
300	18	20	248	900	958	Moduclad LT900 Liner	Ward Building Components	354C
300	18	20	248	900	976	Cape 900/L Liner	Construction Metal Products	354A
300	18	20	248	1200	1255	CMP 1200L Liner	Construction Metal Products	391A
300	18	20	248	1200	1255	Moduclad LT1200 Liner	Ward Building Components	391B
300	19	25	243	900	977	CL3/900 Liner	Precision Metal Forming	168A
300	19	26	236	600	688	600 Lite Panel Type 2	Butler Europe	616A
300	19	26	236/263	900	910	900 Inner Lite Panel Tray	Butler Europe	357A
300	19	26	236	900	988	Inner Lite Panel Tray Type 2	Butler Europe	214C
300	19	26	236	600/900	688/988	600/900 Liner Lite Panel (with swages)	Butler Europe	699A/ 698A
300	19	26	236	900	990	EP 19/900 Liner	European Profiles	214A
300	19	35	233	900	999	M169/117 Liner	Cladding & Decking (UK)	143A
300	19	35	233	1200	1299	M169/121 Liner	Cladding & Decking (UK)	143B
300	20	20	260	900	960	20mm Liner (300mm Pitch)	Kingspan Building Products	210B
300	25	32	218	600	671	600 Lite Panel Type 1	Butler Europe	177B
300	25	32	218	900	971	Inner Lite Panel Tray Type 1	Butler Europe	177A
300	32	27	220	900	943	PR	Astron	235B
300	32	27	220	900	982	PRA	Astron	235A
300	35	42	225	900	974	EP 35/900	European Profiles	212A
300	38	33	227	900	964	Butlerib E Lite Panel	Butler Europe	081A
300	40	20	232	900	944	Cape 900R	Construction Metal Products	187A
301	19	35	234	903	995	Proclad CL900 Liner	Cladding & Decking (UK)	164E
301	19	35	234	1204	1295	Proclad CL1200 Liner	Cladding & Decking (UK)	164F
302	19	35	235	1208	1299	M169/864 Liner	Cladding & Decking (UK)	164A
302	19	35	235	1208	1299	Tactray 1200 Liner	Haironville TAC	164D
302	19	35	235	1208	1299	Proline 1200 Liner	Cladding & Decking (UK)	164C
302	65	40	206	906	966	LR3	H.H.Robertson (UK)	115A
302	65	40	206	906	966	IBR 300	H.H.Robertson (UK)	115B
303	25	S	V	1200	1230	Doublesix M Liner	Fibre Cement Profiles	085A
303	85	S	S	1200	1310	Doublesix M	Fibre Cement Profiles	084A
305	18	20	255	914	981	HT 18/914 Liner	Hi-Tech Industrial Cladding	330A
305	19	19	235	914	975	914/19 Liner	Atlas Coated Steels	189A
305	19	19	235	914	975	Ecometal 914 Liner	Ecometal	189C
305	19	19	235	914	975	914/19 Liner	Heys-Shaw	189B
305	19	25	247	914	988	Tactray 914 Liner	Haironville TAC	256A
305	19	25	248	914	991	CL3/914 Liner	Precision Metal Forming	149A
305	20	20	255	914	996	Cladcolor LP/914 Liner	Cladcolor Profiling	208A
305	25	S	V	914	946	Doublesix Liner	Fibre Cement Profiles	021A
305	25	S	V	914	946	Tunnel TD6 Liner	Fibre Cement Profiles	021B

Pitch	Depth	Crown	Trough	Cover Width	Overall Width	Profile Description	Manufacturer	Shoe Code
305	32	152	32	610	676	Rigidal Classic 2	British Alcan Building Products	038A
305	32	152	32	914	981	Rigidal Classic 3	British Alcan Building Products	038B
305	38	33	235	914	981	Butlerib 2 Lite Panel	Butler Europe	061A
305	86	S	S	914	1041	Doublesix	Fibre Cement Profiles	043A
305	86	S	S	914	1041	Tunnel TD6	Fibre Cement Profiles	043B
313	17	20	273	1250	1297	Moduclad LA1250 Liner	Ward Building Components	389A
317	17	20	277	950	997	Moduclad LA950 Liner	Ward Building Components	207A
317	26	30	236	950	1030	EP Shadowline	European Profiles	241A
317	26	236	30	950	1010	EP Shadowline Reversed	European Profiles	241B
317	40	67	190	950	1027	Top 40 (Top 40A)	Plannja (inc. Korrugal Aluminium)	272A
320	19	25	263	960	1036	CL3/960 Liner	Precision Metal Forming	148A
320	19	25	263	960	1036	TMR 19/960 Liner	Tegral Metal Forming	148B
320	19	35	253	960	1059	M169/118 Liner	Cladding & Decking (UK)	136A
322	19	35	255	966	1057	M169/861 Liner	Cladding & Decking (UK)	159A
322	19	35	255	966	1057	Proline 960 Liner	Cladding & Decking (UK)	159B
330/340	20	30	260/270	1000	1038	Liner 20/1000	Speeddeck Building Systems	567A
333	16	13	298	1000	1050	16/1000 Liner	Brunel Steel Services	442B
333	17	14	298	1000	1050	BW-L1 Liner	B.W.Industries	442A
333	17	20	295	1000	1047	Moduclad LA1000 Liner	Ward Building Components	146A
333	17	25	284	1000	1105	EL 19/333 Liner	Eternit (UK)	506C
333	17	25	284	1000	1105	RF-1-1L Liner	Trimform Products	506B
333	18	20	281	1000	1059	CMP 1000L Liner	Construction Metal Products	353B
333	18	20	281	1000	1059	Moduclad LT1000 Liner	Ward Building Components	353C
333	18	20	281	1000	1076	Cape 1000/L Liner	Construction Metal Products	353A
333	18	25	278	1000	1070	CL18 Liner	Coverworld (UK)	371A
333	18	25	278	1000	1070	Uniclad Liner UC 18/1000	Uniclad Systems	371B
333	18	281	20	1000	1059	Moduclad LTR1000 Liner	Ward Building Components	353D
333	19	25	275	1000	1080	19/1000 Liner	Cladfab	681A
333	19	25	276	1000	1074	Tactray 1000 Liner	Haironville TAC	244A
333	19	25	276	1000	1077	CL3/1000 Liner	Precision Metal Forming	253A
333	19	25	278	1000	1070	Norclad 19/1000 Liner	Firth Steels	371C
333	19	35	266	1000	1077	Q19/1000 Liner	Coloured Metal Profiles	144D
333	19	35	266	1000	1077	Q19/1000 Liner	Cover Structure	144B
333	19	35	266	1000	1099	M169/119 Liner	Cladding & Decking (UK)	144A
333	35	30	247	1000	1060	Moduclad D1000	Ward Building Components	227B
333	35	30	247	1000	1084	Moduclad C1000	Ward Building Components	227A
333	35	30	271	1000	1045	35/1000	Kingspan Building Products	400A
333	35	38	255	1000	1060	Proclad CC35	Cladding & Decking (UK)	238C
333	35	38	255	1000	1080	AL35/1000	Ash & Lacy	238A
333	35	38	255	1000	1080	Proclad CC35 PBL	Cladding & Decking (UK)	238D
333	39	22	261	1000	1044	R39 (3.333.39T)	Haironville TAC	290B
333	39	23	258	1000	1044	Gavle TR39/333S	Gavle (UK)	290A
333	39	261	22	1000	1027	C39 (3.333.39B)	Haironville TAC	290C

Pitch	Depth	Crown	Trough	Cover Width	Overall Width	Profile Description	Manufacturer	Shoe Code
333	40	20	292	1000	1028	E-Com Super 4 (Glamet G4)	Composite Panels Ltd	248A
333	40	31	242	1000	1085	R40 (Broad Rib 40R)	Precision Metal Forming	385A
333	40	31	242	1000	1085	Broad Rib 40 Roof	Tegral Metal Forming	385C
333	40	242	31	1000	1067	C40 (Broad Rib 40C)	Precision Metal Forming	385B
333	40	242	31	1000	1067	Broad Rib 40 Cladding	Tegral Metal Forming	385D
333	42	30	272	1000	1049	Metaclad R42	Haironville TAC	155A
333	45	23	258	1000	1050	Nervesco 1000TS	Azimex	347A
334	19	35	268	1003	1094	Proclad CL1000 Liner	Cladding & Decking (UK)	180C
334	19	35	268	1103	1195	Proclad CL1100 Liner	Cladding & Decking (UK)	397A
335	19	35	268	1006	1097	M169/862 Liner	Cladding & Decking (UK)	180A
335	19	35	268	1006	1097	Proline 1000 Liner	Cladding & Decking (UK)	180B
339	19	25	281	1016	1090	Tactray 1016 Liner	Haironville TAC	315A
339	19	25	282	1016	1093	CL3/1016 Liner	Precision Metal Forming	237A
339	19	35	272	1016	1115	M169/120 Liner	Cladding & Decking (UK)	137A
339	29	S	V	1016	1048	Atlas Tile Liner	Fibre Cement Profiles	028C
339	29	S	V	1016	1048	Bigsix Liner (New Type)	Fibre Cement Profiles	028H
339	29	S	V	1016	1048	Canada Tile Liner	Fibre Cement Profiles	028B
339	29	S	V	1016	1048	Eternit Type DC	Fibre Cement Profiles	028E
339	29	S	V	1016	1048	Major Six Liner	Fibre Cement Profiles	028G
339	29	S	V	1016	1048	Major Tile Liner	Fibre Cement Profiles	028F
339	29	S	V	1016	1048	Trafford Tile Liner	Fibre Cement Profiles	028A
339	29	S	V	1016	1048	Tunnel 4 Liner	Fibre Cement Profiles	028D
339	45	S	V	1016	1094	Atlas Tile	Fibre Cement Profiles	007C
339	45	S	V	1016	1094	Canada Tile	Fibre Cement Profiles	007B
339	45	S	V	1016	1094	Trafford Tile	Fibre Cement Profiles	007A
339	45	S	V	1016	1094	Tunnel T4	Fibre Cement Profiles	007D
339	76	S	V	1016	1083	Cape Fort	Fibre Cement Profiles	024A
339	79	V	V	1016	1143	Eternit 2000 Deep Profile	Fibre Cement Profiles	045C
339	79	V	V	1016	1143	Major Span	Fibre Cement Profiles	045B
339	79	V	V	1016	1143	Major Tile	Fibre Cement Profiles	045A
340	19	35	274	1022	1113	M169/863 Liner	Cladding & Decking (UK)	160A
340	19	35	274	1022	1113	Proline 1016 Liner	Cladding & Decking (UK)	160B
340	19	35	274	1022	1113	Tactray 1016 Liner (Old Type)	Haironville TAC	160C
340	20	30	270	1020	1058	Stramliner 20/1020	Speeddeck Building Systems	544A
355	30	25	270	1065	1140	30/1066	Euroclad	215A
381	51	S	V	1143	1219	Cape Watford Tile	Fibre Cement Profiles	574A
381	79	S	V	1143	1263	Cape Trofsec	Fibre Cement Profiles	603A
450/490	19	21	V	1000	1014	AL1000 Liner	Ash & Lacy	199A
457	19	24	406	914	986	GL914 Liner	Gleno Industries	266A
490	19	20	428	550	564	AL550 Liner	Ash & Lacy	280A
500	19	24	448	1000	1070	GL1000 Liner	Gleno Industries	335A
500	25	30	420	1000	1070	SH 1000/26 L Liner	Shufflebottom	359A
500	25	30	420	1000	1070	SH 1000/26 LW	Shufflebottom	359B

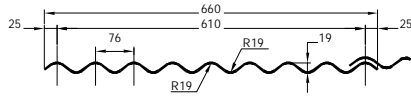
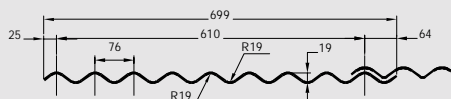
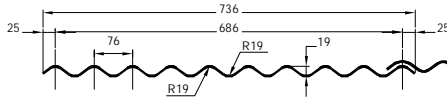
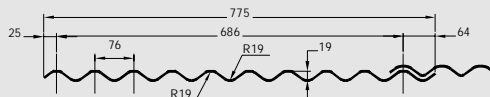
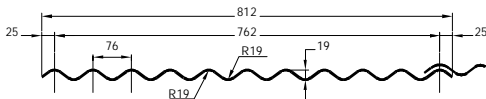
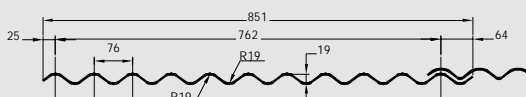
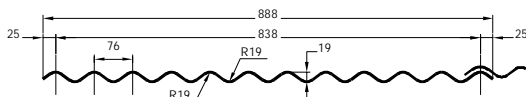
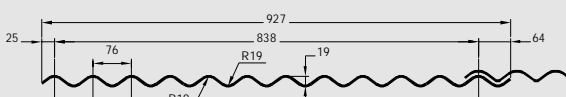
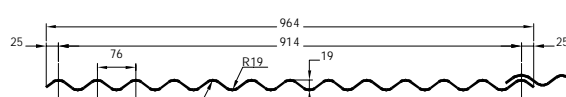
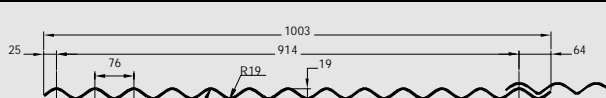
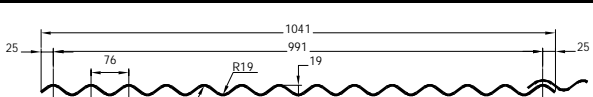
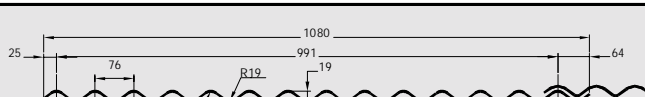
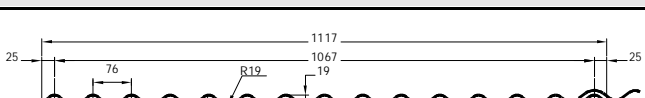
FILON®

ProFiles

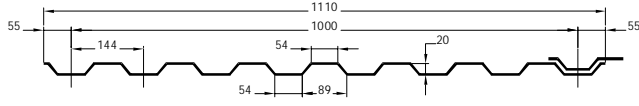
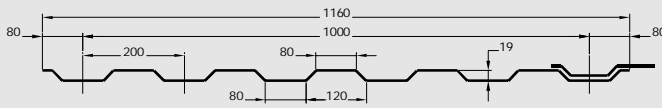
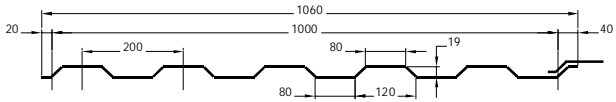
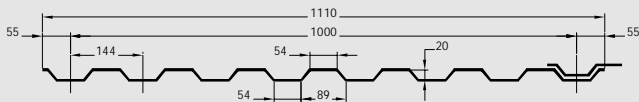
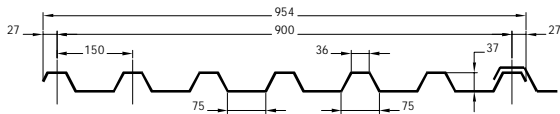
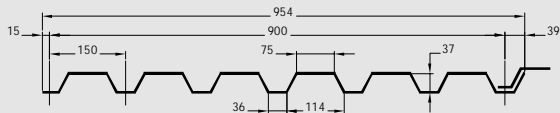
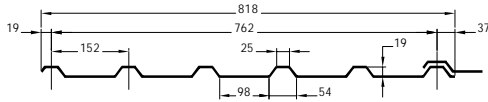
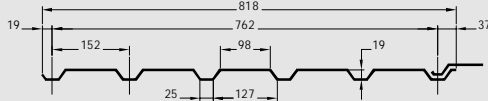
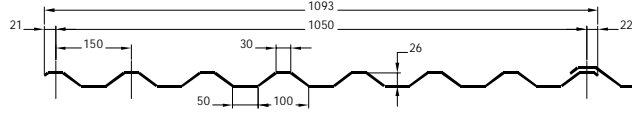
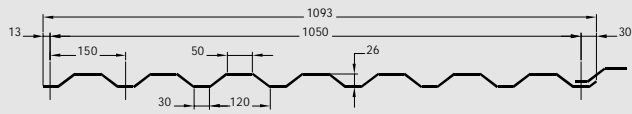
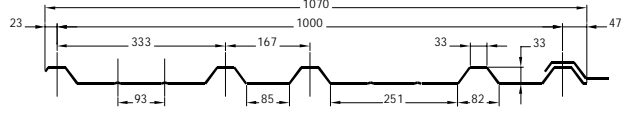
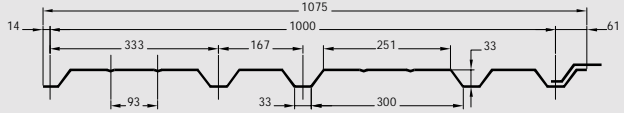
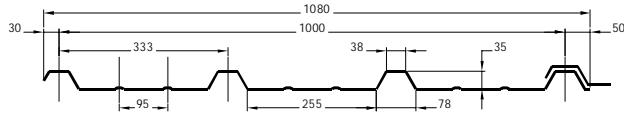
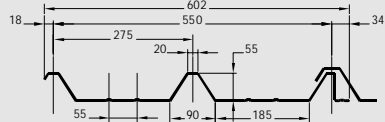
Profiles Section

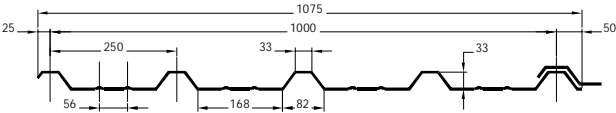
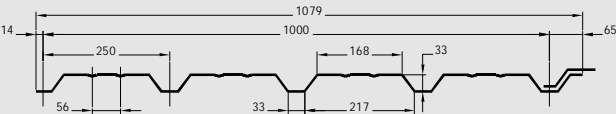
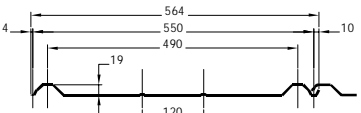
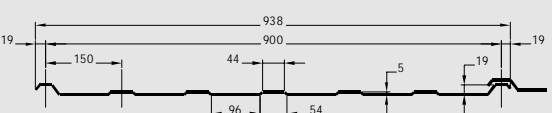
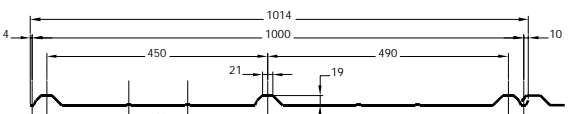
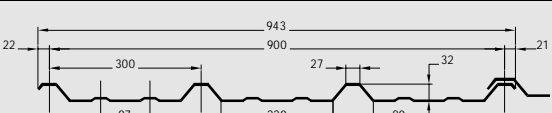
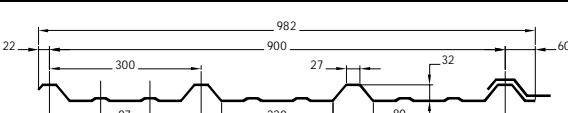
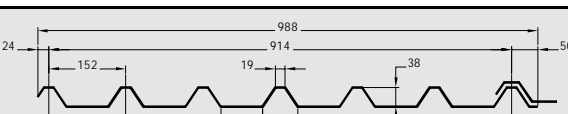
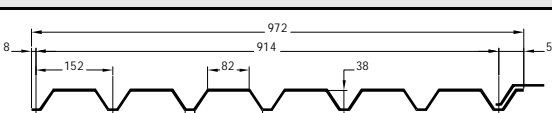
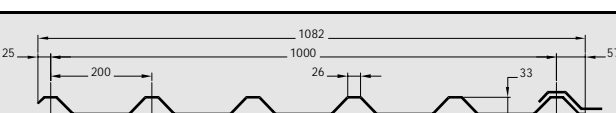
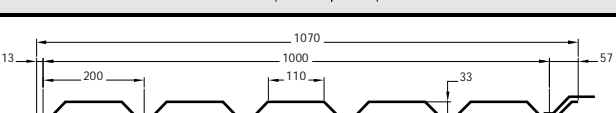
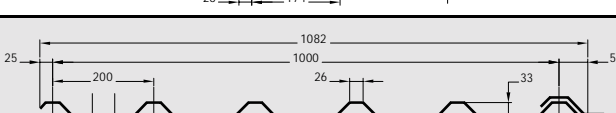
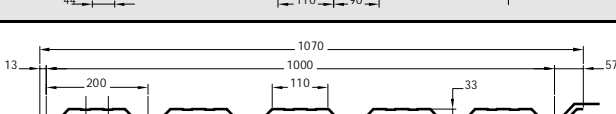
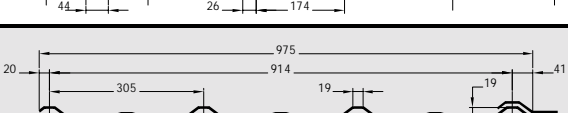
Fibre Cement Profiles		002C/D
Standard 3 Eternit 2000 Profile 3		
Turnall Combined (Refer to Filon for side lap details)		006A
Trafford Tile, Canada Tile, Atlas Tile, Tunnel T4		007A-D
Bigsix, Major Six, Gleno Six, Tunnel T6, Standard Six, Eternit 2000 Profile 6		010A-F
Gleno Six Liner, Standard Six Liner, Tunnel T6 Liner, Bigsix Liner(Old Type)		018A-D
Doublesix Liner, Tunnel TD6 Liner		021A/B
Everite Panel Sheet		023A
Cape Fort		024A
Trafford Tile Liner, Canada Tile Liner, Atlas Tile Liner, Tunnel T4 Liner, Eternit Type DC, Major Tile Liner, Major Six Liner, Bigsix Liner (New Type)		028A-H
Endurite		029A
Cembrit B9		029B
Cape General Purpose Liner		039B
Doublesix, Tunnel TD6		043A/B
Major Tile, Major Span, Eternit 2000 Deep Profile		045A-C

Fibre Cement Profiles		
Cape Monad		064A
Cape Monad Liner		074B
Doublexix M		084A
Doublexix M Liner		085A
Gleno 252		089A
Tegral Coracem Super 4		101A
Compton B5		566A
Cape Watford Tile		574A
Cape Trofsec		603A
Eternit Profile 5		566B
Eternit Profile 7		711A

3" Metal Profiles		
8 x 3" Iron		001A
8 1/2 x 3" Iron		001L
9 x 3" Iron		001T
9 1/2 x 3" Iron		001U
10 x 3" Iron		001B
10 1/2 x 3" Iron		001C
11 x 3" Iron		001K
11 1/2 x 3" Iron		001V
12 x 3" Iron		001D
12 1/2 x 3" Iron		001E
13 x 3" Iron		001F
13 1/2 x 3" Iron		001G
14 x 3" Iron		001H
	Range continues up to 17 1/2 x 3", subject to special enquiry	

Alpha Building Components		179F
Alpha Metre		
Alpha Metre Reverse		179N
Alpha Metre Liner		158G
Architectural Profiles		542B
AP 22/50R		
AP 30/35R		287E
AP 30/35W		287G
AP 30KDE		308A
AP 31R		216E
AP 33/35		398C
AP 33-35M		239J
AP 45/50 SF (1000mm Cover)		646A
AP 48		553A
AP 22/30H Liner		287H
AP 22/1100 Liner		307A

AP 22HE Liner		542A
AP 22HER Liner		158I
AP 22HEW Liner		158H
AP 22HW Liner		542C
Ash & Lacy		
AL1		122A
AL1 Reverse		122B
AL5		123A
AL5 Reverse		123B
AL26/1050		211A
AL26/1050 Reverse		211B
AL33/1000		192A
AL33/1000 Reverse		192B
AL35/1000		238A
AL55/550 Dekex		222A

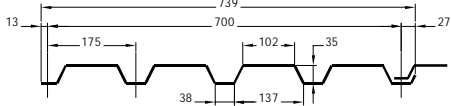
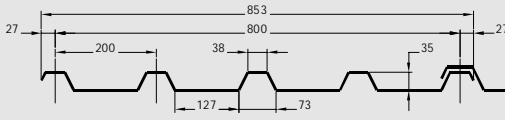
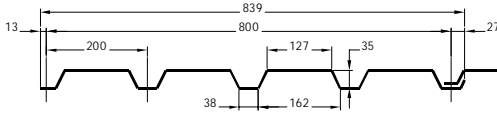
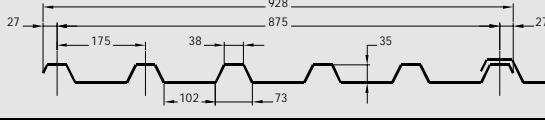
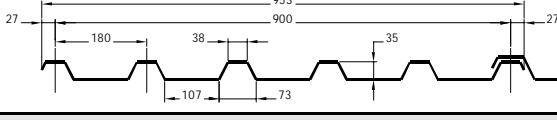
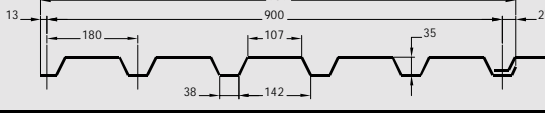
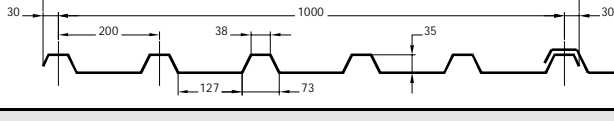
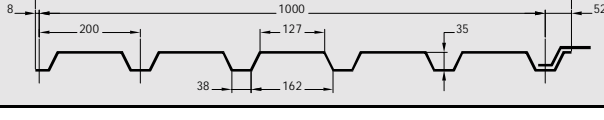
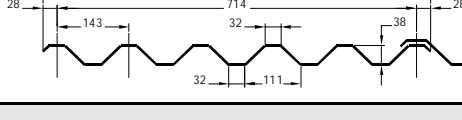
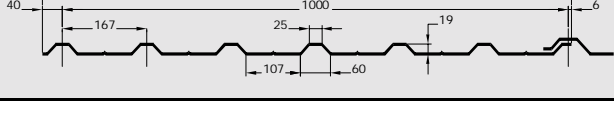
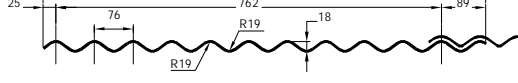
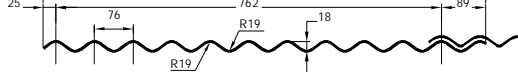
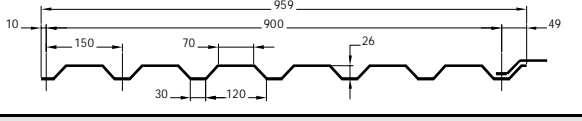
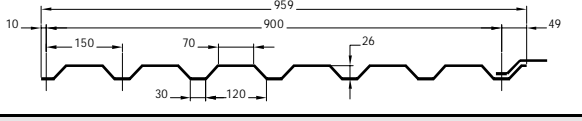


AL1000		318A
AL1000 Reverse		318B
AL550 Liner		280A
AL900 Liner		197A
AL1000 Liner		199A
Astron		235B
PR		
PRA		235A
Atlas Coated Steels		112S
RWA6		
CWA6		112T
Super Six R1000 Mk1		301A
Super Six C1000 Mk1		301B
Super Six R1000 Mk2		435A
Super Six C1000 Mk2		435B
914/19 Liner		189A

Super Six LT Liner		158C
Ayrshire Metal Products		267A
32/1000R		267B
32/1000W		175A
35/1000R		175B
35/1000W		382A
LSS500 (1000 Cover)		158A
20/1000 Liner (Ayrshire Liner)		347A
Nervesco 1000TS		111A
Briggs Amasco		090A
Profile 65		423A
Profile 375		423B
British Alcan Bld Products Inc Alcan Bld Materials & British Aluminium		185A
Rigidal 30/1000 Roof		424A
Rigidal 30/1000 Vertical		
Rigidal 38/250		
Rigidal 40/1000		

Rigidal 45/250		172B
Rigidal 45/250 (Export Trim)		172A
Rigidal 50/1000		429A
Rigidal A5		005A
Rigidal A6		005B
Rigidal A7		005C
Rigidal A8		372B
Rigidal A900		355A
Rigidal B5		003A
Rigidal B6		003B
Rigidal B7		003C
Rigidal B8		003D
Rigidal C5		058A
Rigidal C6		058B

Rigidal Classic 2		038A
Rigidal Classic 3		038B
Rigidal Metral 1000		117A
Rigidal MM10		240A
Rigidal MP9/64		098A
Rigidal WA6		112B
Rigidal WA6M		112E Inverted 262C
Rigidal WA7		112C
Rigidal WB5		036A
Rigidal WB6		036B
Rigidal WB7		049A
Rigidal 20/1000 Liner		422A
Rigidal MM900 Liner		356A
Rigidal 'S' Profiles	For full range of 3" Metal Profiles see Page 23.	

<p>British Steel Incorporating Dorman Long</p> <p>5 x 5"</p>		<p>020A</p>
<p>6 x 5"</p>		<p>020B</p>
<p>40/1000R</p>		<p>310A</p>
<p>40/1000W</p>		<p>310B</p>
<p>Broad Rib Roof</p>		<p>033A</p>
<p>Broad Rib Vertical</p>		<p>033B</p>
<p>Decking</p>		<p>057A</p>
<p>Deep Line 840R</p>		<p>293A</p>
<p>Deep Line 840W</p>		<p>293B Inverted 450A</p>
<p>L9</p>		<p>102A</p>
<p>L10</p>		<p>157A</p>
<p>Long Rib Roof</p>		<p>059A</p>
<p>Long Rib Vertical</p>		<p>059B</p>
<p>Long Rib 700 Roof</p>		<p>097B</p>

<p>Long Rib 700 Vertical</p>		<p>097C</p>
<p>Long Rib 800 Roof</p>		<p>078A</p>
<p>Long Rib 800 Vertical</p>		<p>078B</p>
<p>Long Rib 875</p>		<p>097A</p>
<p>Long Rib 900 Roof</p>		<p>088A</p>
<p>Long Rib 900 Vertical</p>		<p>088B</p>
<p>Long Rib 1000R</p>		<p>152A</p>
<p>Long Rib 1000W</p>		<p>152B Inverted 472A</p>
<p>Trough Rib</p>		<p>031A</p>
<p>1000 LP Liner</p>		<p>153A</p>
<p>British Uralite</p>		<p>001J</p>
<p>Cellactite 3"</p>		<p>001J</p>
<p>Brohome</p>		<p>198G</p>
<p>26/900 Forward</p>		<p>198G</p>
<p>26/900 Reverse</p>		<p>198K</p>
<p>34/1000 Forward</p>		<p>179D</p>

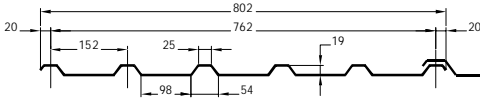
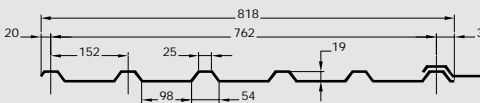
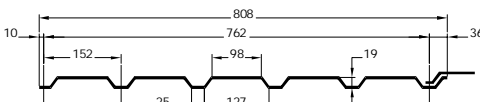
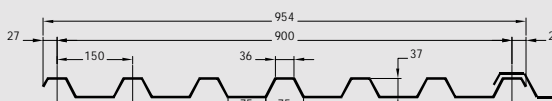
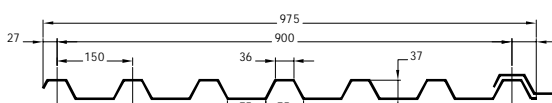
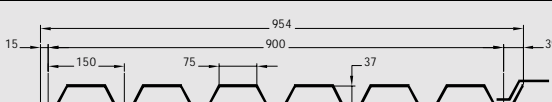
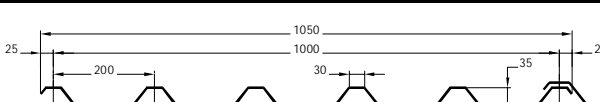
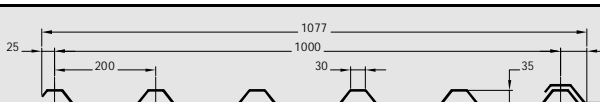
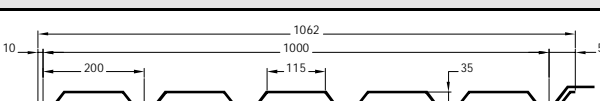
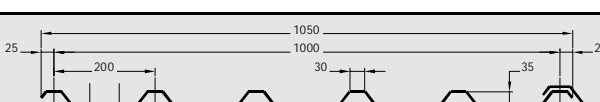
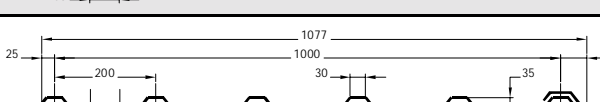
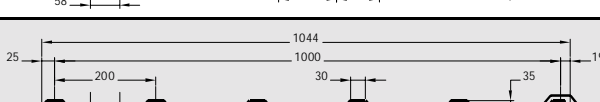
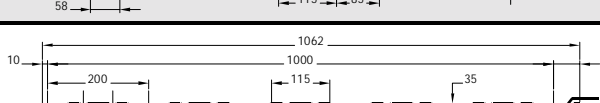
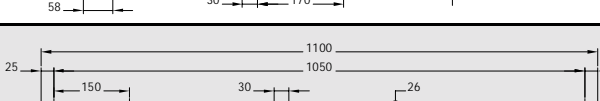
34/1000 Reverse		179E
34/1000 AP		362A
34/1000 AP Reverse		362B
38/914 Forward		112b
38/914 Reverse		112c
15/1000 Liner		316A
19/914 Liner		314A
19/1000 Liner		527A
Sinusoidal 3" Corrugated	For full range of 3" Metal Profiles see Page 23.	
Adam G. Brown/Brown & Glegg		120I
Formaclad 750R		
Formaclad 750C		120J
Formaclad 825R		204A
Formaclad 825C		204B
Formaclad 900R		120E

Formaclad 900C		120F
Formaclad 914R		112Y
Formaclad 914C		112Z
Formaclad 1000/32R		341A
Formaclad 1000/32C		341B
Formaclad 914 Liner		343A
Formaclad 1000/17 Liner		342A
Formaclad 3" Corrugated	For full range of 3" Metal Profiles see Page 23.	
Brunel Steel Services		232A
26/1000 Roof		
26/1000 Wall		232B
32/1000 Roof		555A
32/1000 Wall		555B
33/1000 Roof		179P
33/1000 Wall		179Q

<p>16/1000 Liner</p>		<p>442B</p>
<p>Sinusoidal 3" Corrugated</p>	<p>For full range of 3" Metal Profiles see Page 23.</p>	
<p>Butler Europe (Formerly Butler Building Systems)</p>		<p>177B</p>
<p>600 Lite Panel Type 1</p>		
<p>600 Lite Panel Type 2</p>		<p>616A</p>
<p>600 Liner Lite Panel</p>		<p>699A</p>
<p>900 Inner Lite Panel Tray</p>		<p>357A</p>
<p>900 Liner Lite Panel</p>		<p>698A</p>
<p>Butlerib 2 Lite Panel</p>		<p>061A</p>
<p>Butlerib E Lite Panel</p>		<p>081A</p>
<p>Inner Lite Panel Tray Type 1</p>		<p>177A</p>
<p>Inner Lite Panel Tray Type 2</p>		<p>214C</p>
<p>MR24 Lite Panel</p>		<p>096A</p>
<p>B.W. Industries</p>		<p>134D</p>
<p>BW-A1</p>		
<p>BW-A6R</p>		<p>112n</p>

<p>BW-A6W</p>		<p>112o</p>
<p>BW-L1 Liner</p>		<p>442A</p>
<p>CAF</p>		<p>652A</p>
<p>CAF 38/1000R</p>		<p>652B</p>
<p>CAF 38/1000W</p>		<p>399F</p>
<p>CAF 19/1000 Liner</p>		<p>361A</p>
<p>CA Profiles</p>		<p>361B</p>
<p>CA 32/1000 R</p>		<p>112k</p>
<p>CA 38/914 R</p>		<p>112t</p>
<p>CA 38/914 W</p>		<p>416A</p>
<p>CA LT17/1000 Liner</p>		<p>449A</p>
<p>CA LT19/914 Liner</p>	<p>Cape Metal Products</p>	
<p>SEE CONSTRUCTION METAL PRODUCTS</p>	<p>Cladcolor Profiling</p>	
<p>Cladcolor 20</p>		<p>209B</p>
<p>Cladcolor 20 Reverse</p>		<p>209E</p>

Cladcolor 26		198D
Cladcolor 26 Reverse		198E
Cladcolor 26/1000		297D
Cladcolor 34		179A
Cladcolor 34 Reverse		179B
Cladcolor 38		112Q
Cladcolor 38 Reverse		112R
Cladcolor LP914 Liner		208A
Cladcolor LP1000 Liner		209C
Cladcolor JL/1000 Liner		399A
Cladding & Decking (UK) Inc Cladding Supplies & Conder Cladding		
Proclad CC32/1000		361C
Proclad CC32W/1000		361D
Proclad CC35		238C
Proclad CC35 PBL		238D

Proclad CC762		123E
Proclad CC762 PBL		123C
Proclad CC762W		123D
Proclad CC900		122C
Proclad CC900 PBL		122E
Proclad CC900W		122D
Proclad CC1000A (Symmetrical) (No ribs)		174C
Proclad CC1000A PBL (Sloping) (No ribs)		174E
Proclad CC1000AW (No ribs)		174D
Proclad CC1000 (Symmetrical)		239D
Proclad CC1000 PBL (Sloping)		239H
Proclad CC1000 PBL (Vertical)		398B
Proclad CC1000W		239E
Proclad CC1050 (Symmetrical)		211D

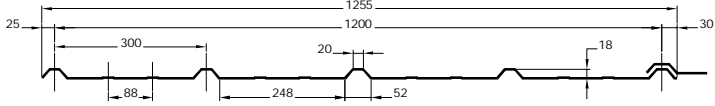
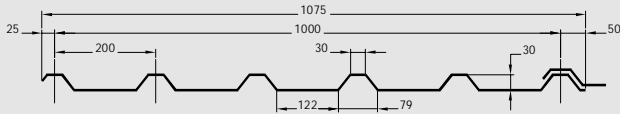
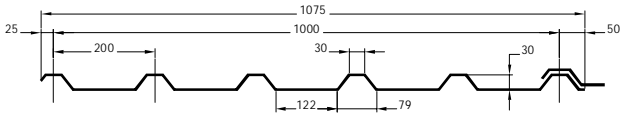
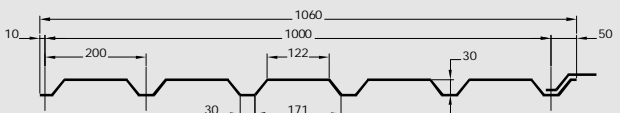
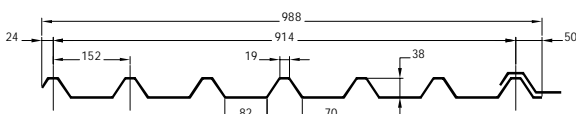
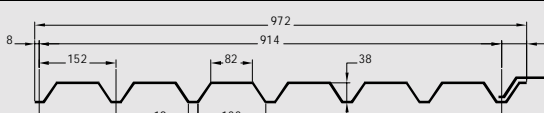
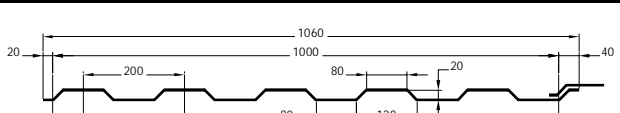
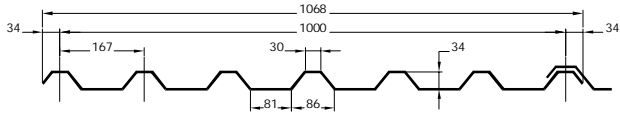
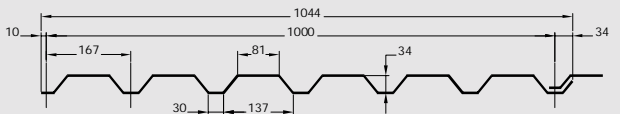
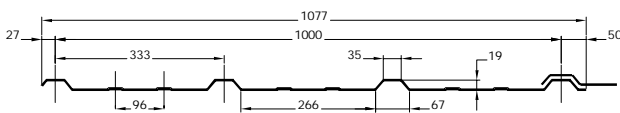
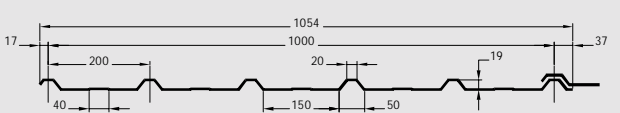
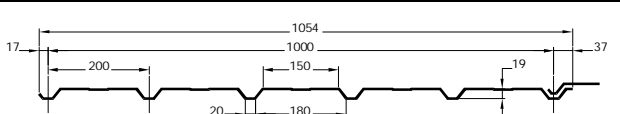
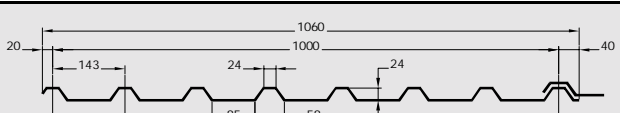
Proclad CC1050 PBL		396A
Proclad CC1050W		211E
Proclad 1200 SP (Symmetrical) (No ribs)		174A
Proclad 1200 (Symmetrical) Proclad CC1200 (Symmetrical)		239A/F
Proclad 1200 PBL (Sloping) (No ribs)		174B
Proclad 1200 PBL (Sloping) Proclad CC1200 PBL (Sloping)		239B/I
Proclad 1200W Proclad CC1200W		239C/G
Proclad CC1200 PBL (Vertical)		398A
Proclad Dekex 1100		395A
M169/117 Liner		143A
M169/118 Liner		136A
M169/119 Liner		144A
M169/120 Liner		137A
M169/121 Liner		143B

<p>M169/861 Liner Proline 960 Liner</p>		<p>159A/B</p>
<p>M169/862 Liner Proline 1000 Liner</p>		<p>180A/B</p>
<p>M169/863 Liner Proline 1016 Liner</p>		<p>160A/B</p>
<p>M169/864 Liner Proline 1200 Liner</p>		<p>164A/C</p>
<p>Proclad CL900 Liner</p>		<p>164E</p>
<p>Proclad CL1000 Liner</p>		<p>180C</p>
<p>Proclad CL1100 Liner</p>		<p>397A</p>
<p>Proclad CL1200 Liner</p>		<p>164F</p>
<p>Proclad 3" Corrugated</p>	<p>For full range of 3" Metal Profiles see Page 23.</p>	
<p>Cladding Supplies Ltd</p>		
<p>SEE CLADDING & DECKING (UK)</p>		
<p>Cladfab</p>		
<p>Cladfab 31/1000R</p>		<p>674A</p>
<p>Cladfab 19/1000 Liner</p>		<p>681A</p>
<p>Colormet International</p>		
<p>Colormet Profile 20</p>		<p>209F</p>
<p>Colormet Profile 20 Reverse</p>		<p>209G</p>

Colormet Profile 26		198N
Colormet Profile 26 Reverse		198P
Colormet Profile 26/1000		297E
Colormet Profile 32/1000 PBL Forward		675C
Colormet Profile 32/1000 PBL Reverse		675D
Colormet Profile 34		179L
Colormet Profile 34 Reverse		179M
Colormet Profile 38		112r
Colormet Profile 38 Reverse		112s
Colormet JL/1000 Liner		399C
Colormet LP/1000 Liner		209D
Colormet PCS/1000 Liner		399E
Coloured Metal Profiles		
Q34/1000R		612C
Q34/1000W		612D

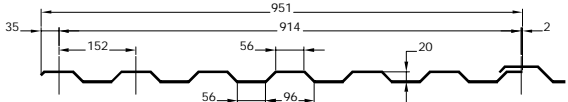
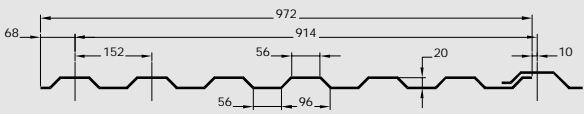
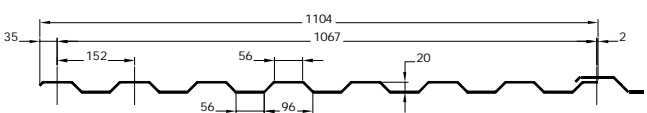
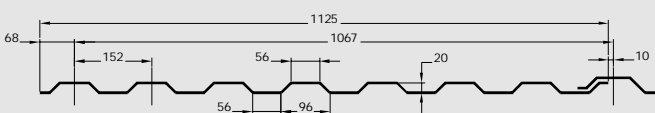
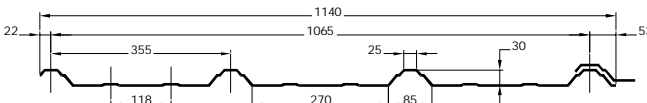
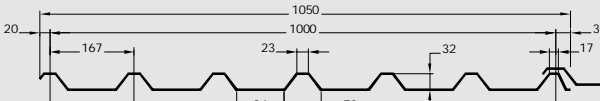
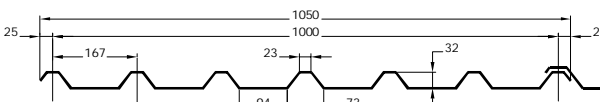
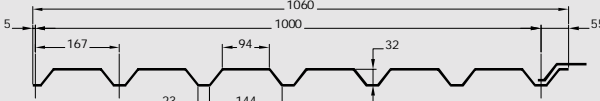
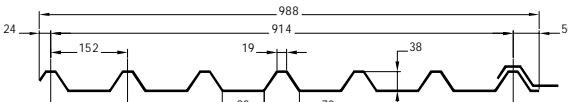
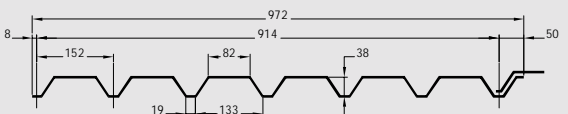
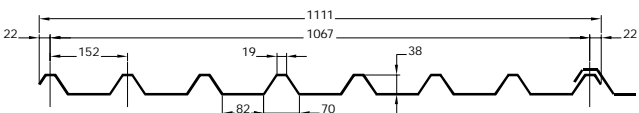
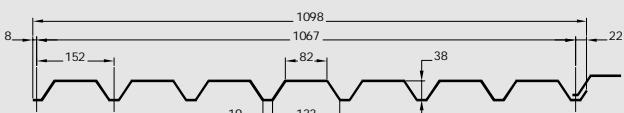
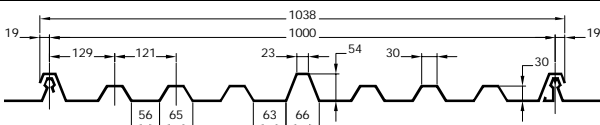
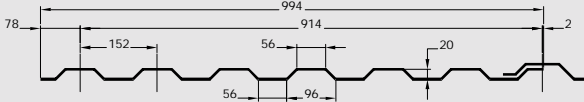
Q19/1000 Liner		144D
Composite Panels Ltd		248A
E-Com Super 4 (Glamet G4)		
Glamet P1000		124A
P750 (Glamet G5)		127A
Concrete Portal Frames		413A
SR35		
SW35		413B
SR20		461A
Conder Cladding		
SEE CLADDING & DECKING (UK)		
Construction Metal Products (Formerly Cape Metal Products)		113D
Cape 800/30 Rib Face		
Cape 800/30 Crest Face		113E
Cape 900R		187A
Cape 900/38 Rib Face		378A
Cape 950/40W Rib Face		161A
Cape 950/40W Crest Face		161B

<p>Cape 1000/33W Rib Face</p> <p>CMP 1000/33 Rib Face</p>		<p>249A/C</p>
<p>Cape 1000/33W Crest Face</p> <p>CMP 1000/33 Crest Face</p>		<p>249B/D</p>
<p>Cape 1000/40W Rib Face</p>		<p>224A</p>
<p>Cape 1000/40W Crest Face</p>		<p>224B</p>
<p>CMP 900/25 Rib Face</p>		<p>390B</p>
<p>CMP 900/38 Rib Face</p>		<p>378B</p>
<p>CMP 900/38 Crest Face</p>		<p>378C</p>
<p>CMP 1200/25 Rib Face</p>		<p>390A</p>
<p>CMP 1200/25 Crest Face</p>		<p>390C</p>
<p>Cape 900/L Liner</p>		<p>354A</p>
<p>Cape 1000/Liner</p>		<p>225A</p>
<p>Cape 1000/L Liner</p>		<p>353A</p>
<p>CMP 900L Liner</p>		<p>354B</p>
<p>CMP 1000L Liner</p>		<p>353B</p>

CMP 1200L Liner		391A
Corrugated Sheets & Cladding		287F
Country-Clad		
HI30		287A
HI30R		287B
HI38		112I
HI38R		112g
HI19L Liner		158B
Corus Panels & Profiles		
SEE EUROPEAN PROFILES & PRECISION METAL FORMING		
Cover Structure		612A
Q34/1000R		
Q34/1000W		612B
Q19/1000 Liner		144B
Coverworld (UK)		399N
CR20		
CW20		399P
CR24		279G

CW24		279H
CR32 (Variant without swages available)		370A
CW32 (Variant without swages available)		370C
CR34		179R
CW34		179S
CR38		112.
CW38		112.
CL18 Liner		371A
CL20 Liner		399L
Ecometal		134C
Ecometal 23/1000		378F
Ecometal 50/200R		493A
Ecometal 50/200V		493B
Ecometal 450		128A

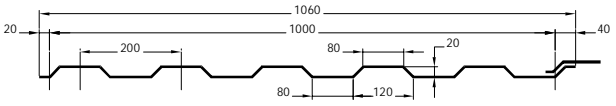
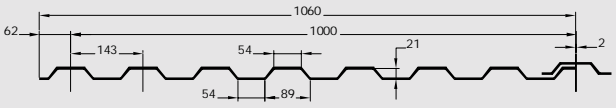
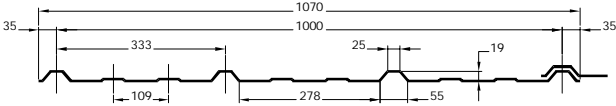
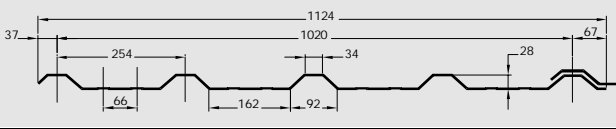
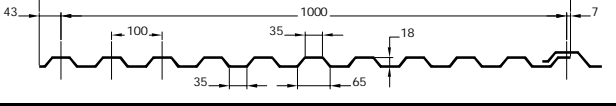
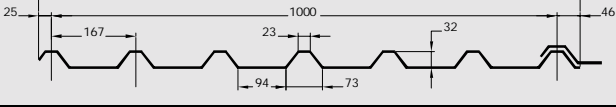
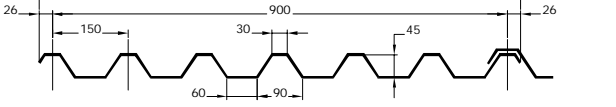
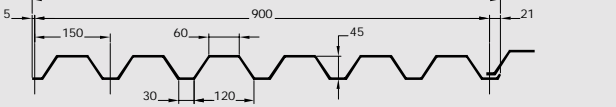
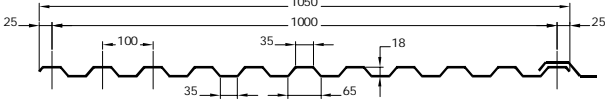
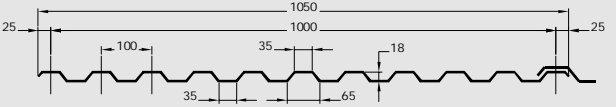
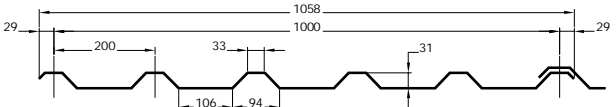
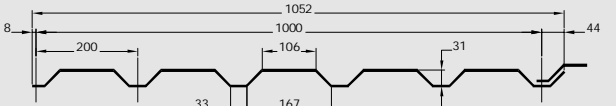
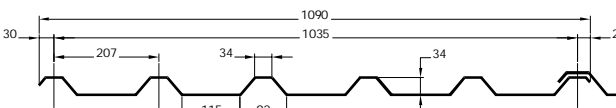
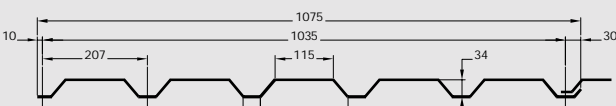
Ecometal 900		120A
Ecometal WA6		112x
Ecometal 450 Liner		264A
Ecometal 900 Liner		119A
Ecometal LT 900 Liner		354D
Ecometal 914 Liner		189C
Sinusoidal 3" Corrugated	For full range of 3" Metal Profiles see Page 23.	
Eternit (UK) ER 32/200		370E
EW 32/200		370F
ER 32/250		507E
EW 32/250		507F
EL 19/200 Liner		399M
EL 19/333 Liner		506C
Fibre Cement Profiles	For Fibre Cement Profiles see Page 21 & 22.	

Euroclad		218C
20/914/F		
20/914/R		218D
20/1066/F		218A
20/1066/R		218B
30/1066/F		215A
32/1000/F		283A
32/1000/F 'Special'		283C
32/1000/R		283B
38/914/F		112U
38/914/R		112O
38/1066/F		112N
38/1066/R		112P
SF500 Secret Fix (1000mm Cover) (Ridge Down Only)		427A
20/914 Liner		218F

19/1000 Liner		292A
20/1066 Liner		218E
European Profiles (Part of Corus Panels & Profiles)		
EP 3" Corrugated 10 x 3"		599A
EP 3" Corrugated 10 1/2 x 3" Iron		599B
EP 3" Corrugated 12 x 3"		599C
EP 3" Corrugated 13 x 3" Iron		599D
EP 3" Corrugated 13 1/2 x 3" Iron		599E
EP 19/750		103D
EP 19/900		103C
EP 19/900 Reversed		103E
EP 26/750 (Old Type)		104B
EP 26/750		198C
EP 26/900 (Old Type)		104A
EP 26/900		198B

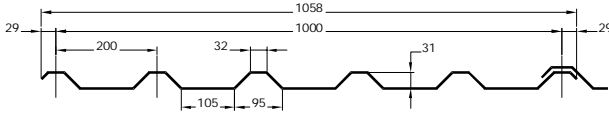
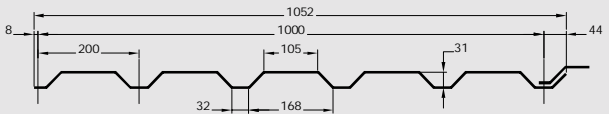
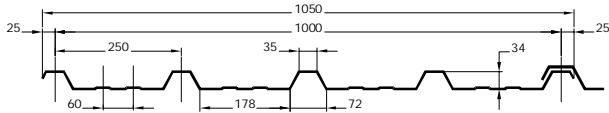
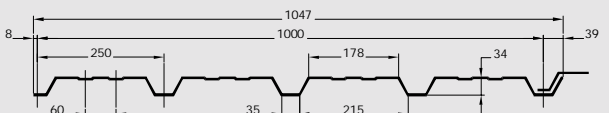
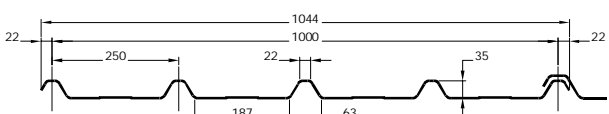
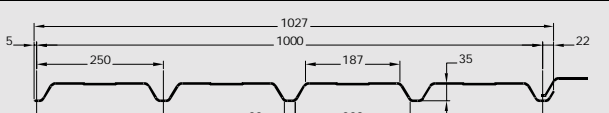
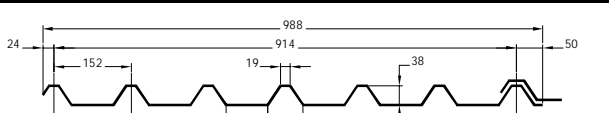

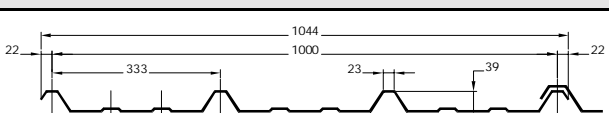
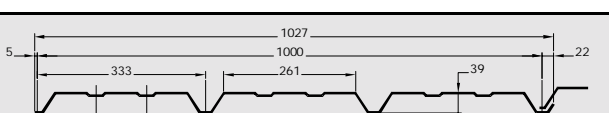
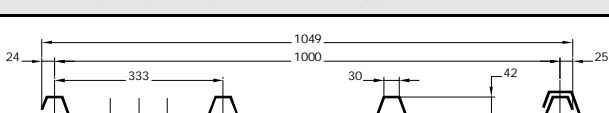
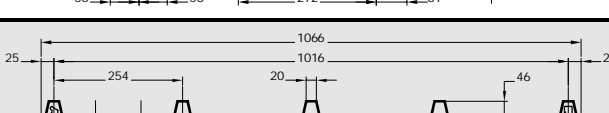
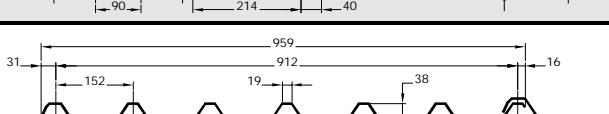
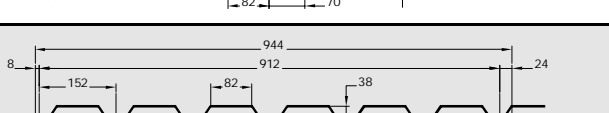
<p>EP 26/900 Reversed</p>		<p>198F</p>
<p>EP 32/1000</p>		<p>221A</p>
<p>EP 32/1000 Continental</p>		<p>221C</p>
<p>EP 32/1000 Reversed</p>		<p>221B</p>
<p>EP 35/900</p>		<p>212A</p>
<p>EP 40/750</p>		<p>219A</p>
<p>EP 40/750 Continental</p>		<p>219E</p>
<p>EP 40/750 Reversed</p>		<p>219B</p>
<p>EP 40/900</p>		<p>213A</p>
<p>EP 40/900 Continental</p>		<p>213C</p>
<p>EP 40/900 Reversed</p>		<p>213B</p>
<p>EP 40/1000</p>		<p>310C</p>
<p>EP 40/1000 Reversed</p>		<p>310D</p>
<p>EP Clipfix 750 (Ridge Down Only)</p>		<p>369A</p>

EP Shadowline		241A
EP Shadowline Reversed		241B
EP 19/900 Liner		214A
EP 19/1000 Liner (Old Type)		231A
EP 19/1000 Liner (New Type)		302A
Filon Products Ltd		-
Filon Flat		
Filon Multi-Width Liner		126
Firth Steels		
Norclad N/1000R		287C
Norclad N/1000C		287D
Norclad NP/1000R		375C
Norclad NP/1000C		375B
Norclad NP/1035R		376A
Norclad NP/1035C		376B
WA6/R		112h

Norclad Liner 'A'		158F
Norclad 1000 Liner (Old Type)		375A
Norclad 19/1000 Liner		371C
Foregale		615A
Foreclad 1000		
Gasell Profiles		092D
GA 20D-35 Cladding		
GA 32-23 SR		283G
GA 45-30 Roofing/Cladding		167C
GA 45-60 Cladding		167D
GA 20G-35 Liner		092C
Gavle (UK)		092A
Gavle TR20S		
Gavle TR32S		233A
Gavle TR32V		233B
Gavle TR35S		140A
Gavle TR35V		140B

Gavle TR35/250S		226A
Gavle TR35/250V		226D
Gavle TR38S		171G
Gavle TR38V		171F
Gavle TR39/333S		290A
Gavle TR40S		560B
Gavle TR40/250S		383A
Gavle TR76/18 (3" Corrugated)	For full range of 3" Metal Profiles see Page 23.	
Gleno Industries		
GL24		279A
GL24R		279B
GL24G		279C
GL24GR		279D
GL32		334A
GL32R		334B

<p>GL38</p>		<p>112X</p>
<p>GL38R</p>		<p>112V</p>
<p>GL914 Liner</p>		<p>266A</p>
<p>GL1000 Liner</p>		<p>335A</p>
<p>Sinusoidal 3" Corrugated</p>	<p>For full range of 3" Metal Profiles see Page 23.</p>	
<p>Fibre Cement Profiles</p>	<p>For Fibre Cement Profiles see Page 21 & 22.</p>	
<p>Haironville TAC (Formerly Haironville S.A. & TAC Metal Forming)</p>		<p>105B</p>
<p>R5</p>		
<p>C5</p>		<p>105C</p>
<p>R9</p>		<p>106C</p>
<p>C9</p>		<p>106D</p>
<p>C25/8 (8.125.25HB)</p>		<p>232G</p>
<p>R26 (5.203.26T) C26 (5.203.26B)</p>		<p>306B/A</p>
<p>R31 (5.200.31T) {Introduced 2001}</p>		<p>688A</p>
<p>C31 (5.200.31B) {Introduced 2001}</p>		<p>688B</p>

<p>5.200.31T {Old Hairoville S.A.}</p>		<p>233C</p>
<p>5.200.31B {Old Hairoville S.A.}</p>		<p>233D</p>
<p>R34 (4.250.34T)</p>		<p>178A</p>
<p>C34 (4.250.34B)</p>		<p>178B</p>
<p>R35 (4.250.35T)</p>		<p>226B</p>
<p>C35 (4.250.35B)</p>		<p>226C</p>
<p>R38 (6.152.38T)</p>		<p>112K</p>
<p>C38 (6.152.38B)</p>		<p>112L</p>
<p>R39 (3.333.39T)</p>		<p>290B</p>
<p>C39 (3.333.39B)</p>		<p>290C</p>
<p>R42</p>		<p>155A</p>
<p>TACDECK 508 (1016 Cover Width) (Ridge Down Only)</p>		<p>484A</p>
<p>WA6</p>		<p>135A</p>
<p>WA6C</p>		<p>135B</p>

1000R		304B
TACTRAY 914 Liner		256A
TACTRAY 1000 Liner		244A
TACTRAY 1016 Liner (Old Type)		160C
TACTRAY 1016 Liner		315A
TACTRAY 1200 Liner		164D
Fibre Cement Profiles	For Fibre Cement Profiles see Page 21 & 22.	
Heys-Shaw Supersix R1000		435C
Supersix C1000		435D
RWA6		112u
CWA6		112v
914/19 Liner		189B
Supersix L/T 1000 Liner		158E
Hi-Tech Industrial Cladding 34 Rib		312A

34 Crest		312B
38 Rib		112I
38 Crest		112.
HT 18/914 Liner		330A
HT 18/1000 Liner		313A
Hoesch Building Products		560A
E40D		560A
HBP 20 Liner		375D
Hoogovens Aluminium Bld Systems		381A
KAL-BAU TR 30/152R		381A
KAL-BAU TR 30/152W		381B
KAL-BAU SN 18/76	For full range of 3" Metal Profiles see Page 23.	
Industrial Cladding Systems		297A
Cladrite 26/1000		297A
Cladrite 26/1000 Reverse		297F
Cladrite 34/1000		179K
Cladrite 38/914		112p

Cladrite 38/914 Reverse		112q
Cladrite 19/1000 Liner		399B
Jacksons J/1000		676A
S/1000		676B
Kingspan Building Products 35/900		190A
35/900 Reverse		190B
35/1000		400A
20mm Liner (225mm pitch)		317A
20mm Liner (300mm pitch)		210B
Korrugal Aluminium SEE PLANNJA		
Markris Profiles MPL 1000		365A
MPL 1000R		365B
MPL 1000L Liner		366A
Moores Profiles MP30R		402C

MP30W		402D
National Cladding (Wales)		318C
NC 33/1000		
NC 33/1000W		318D
Olympic Cladding		198Q
26/900 Roof		
26/900 Wall		198R
32/1000		221G
1000/19 Liner		399K
Plannja (inc Korrugal Aluminium)		092B
Profile 20		
20B (PA20B)		303A
PA20-75		095B
TRP 20-75		095A
PA40-95		410A
TOP 40 (TOP 40A)		272A
TRP 40-100		076A

TRP 40W-100		076B
TRP 40T-100		076C
TRP 40RT-200		217A
TRP 40R-200		217B
Profile 45 Roof (Old Type)		167A
Profile 45 Wall (Old Type)		167B
45 (PA45)		543A
45F (PA45F)		543B
TRP 65-150		083A
20BL Liner		303B
TRP 20-200 Liner		252A
Precision Metal Forming (Part of Corus Panels & Profiles)		
R19 (Fine Rib 19R)		129B
C19 (Fine Rib 19C)		129C
L19		129A

MS20		405A
R25 E750		080B/A
C25		080C
R32		113A
C32		113B Inverted 444A
R32S		116A
C32S		116B
R32/1000 (Wide Rib 32/1000R)		482A
C32/1000 (Wide Rib 32/1000C)		482B
R35		093A
R35A		093D
C35		093B
R38		112G
C38		112H

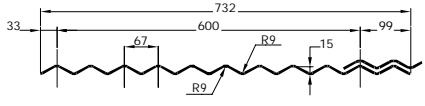
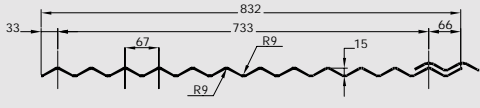
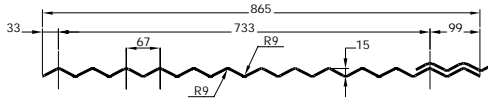
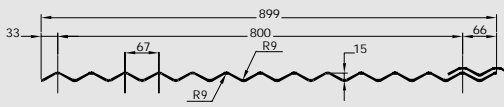
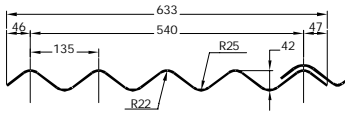
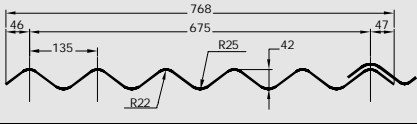
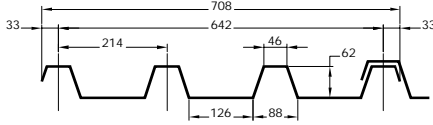
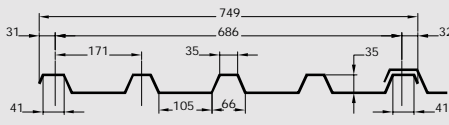
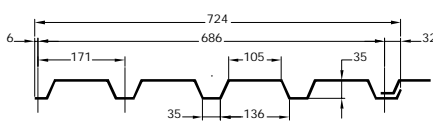
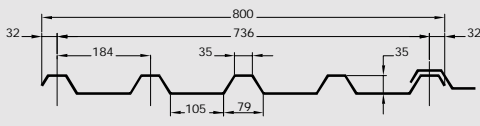
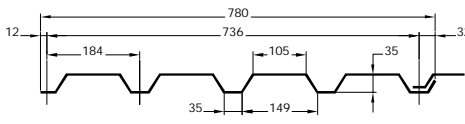
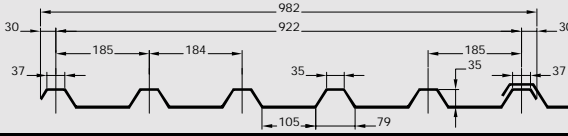
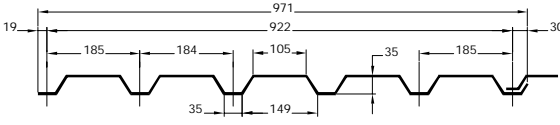
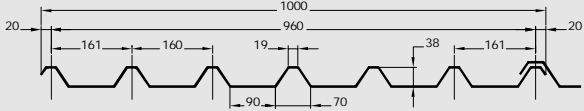
R38A		112M
C38A		112J
R40 (Broad Rib 40R)		385A
C40 (Broad Rib 40C)		385B
R46 (Mid Rib 46R)		156A
C46 (Mid Rib 46C)		156C
D46		156B
R60 (Deep Rib 60R)		114A
C60 (Deep Rib 60C)		114B
R63 Type 250		100A/C
C63		100B
Long Rib 1000R		152C
Long Rib 1000W		152D Inverted 472B
Type E		035A

CL3/900 Liner		168A
CL3/914 Liner		149A
CL3/960 Liner		148A
CL3/1000 Liner		253A
CL3/1016 Liner		237A
CL6/914 Liner		129E Inverted 474A
LP1000 Liner		153D
Sinusoidal 3" Corrugated	For full range of 3" Metal Profiles see Page 23.	
Profiled Cladding Systems		
26/900 Forward		198L
26/900 Reverse		198M
32/1000 PBL Forward		675A
32/1000 PBL Reverse		675B
34/1000 Forward		179I
34/1000 Reverse		179J

38/914 Forward		112y
38/914 Reverse		112z
LP20/1000 Liner		209A
PCS 1000/19 Liner		399D
19/1000 Reverse Liner		399G
Quedron Distribution		223B/E
Agriclad 1067R IP17/1067R		
Agriclad 1067C IP17/1067C		223C/F
IP40/900R		120G
IP40/900C		120H
MW5R		579A
MW5C		579B
MW31R		216A
MW31R (PBL) FSM31R		216B/D
MW31C		216C

WA6		112e
WA6M		112f
QLP5S Liner		584A
QLP17S/914 Liner		223A
QLP17S/1000 Liner		260A
QLP17S/1000 Liner (Modified) (Modified after November 1994)		488A
QLP17S/1067 Liner		223D
Rigidal Industries (Formerly Talfab Building Products)		
Classic 20/100/1000 Rigidal MM10		240C/B
Classic 20/125/1000 Rigidal 20/1000		422F/E
Classic 20/200/1000 Talspan 20-200 Talspan 20-200I		516C/A/B
Classic 30/143/1000R Rigidal 30/1000 Roof		423E/C
Classic 30/143/1000V Rigidal 30/1000 Vertical		423F/D
Classic 32/167/1000R		700B
Classic 32/167/1000R (PBL)		700A

<p>Classic 32/167/1000V</p>		<p>700C</p>
<p>Classic 38/129/900 Rigidal A900</p>		<p>355C/B</p>
<p>Classic 38/152/914R Talspan R38</p>		<p>112a/m</p>
<p>Classic 38/152/914V Talspan C38</p>		<p>112d/w</p>
<p>Classic 38/200/1000 Talspan R38-200</p>		<p>411B/A</p>
<p>Classic 40/143/1000 Rigidal 40/1000</p>		<p>424C/B</p>
<p>Classic 45/152/914 Talspan WB6</p>		<p>036F/D</p>
<p>Classic 50/167/1000 Rigidal 50/1000</p>		<p>429C/B</p>
<p>Classic 65/152/762 Rigidal C5</p>		<p>058E/D</p>
<p>Talspan 20-100</p>		<p>515A</p>
<p>Talspan 20-100I</p>		<p>515B</p>
<p>Classic 32/167/1000 Liner</p>		<p>700D</p>
<p>Rigidal 20/1000 Liner</p>		<p>422D</p>
<p>H.H.Robertson (UK) R.P.M. 10 1/2 x 2 5/8"</p>		<p>011A</p>

R.P.M. 11 x 2 ⁵ / ₈ "		011B
R.P.M. 12 ¹ / ₂ x 2 ⁵ / ₈ "		011C
R.P.M. 13 x 2 ⁵ / ₈ "		011D
R.P.M. 13 ¹ / ₂ x 2 ⁵ / ₈ "		011E
R.P.M. 'V' Beam (4 Trough)		019B
R.P.M. 'V' Beam (5 Trough)		019A
IBR3 (642)		265A
IBR4 Imperial		022A
BR4 Imperial		022B Inverted 062A
IBR4 (736)		105D
BR4 (736)		105G Inverted 154B
IBR5		105A
BR5		105F Inverted 154A
IBR6		171A

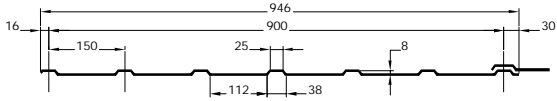
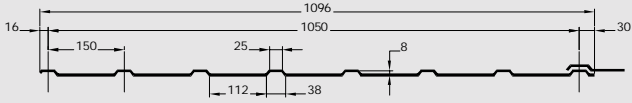
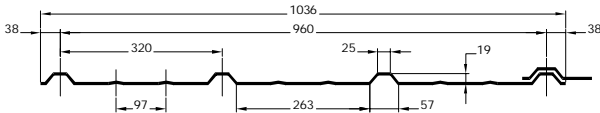
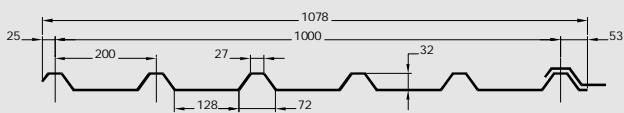
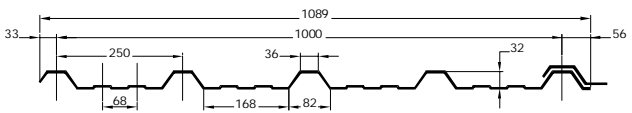
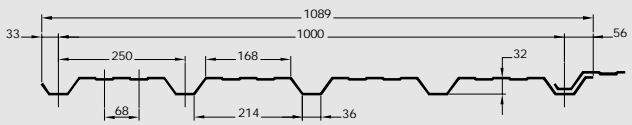
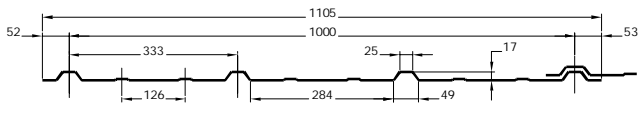
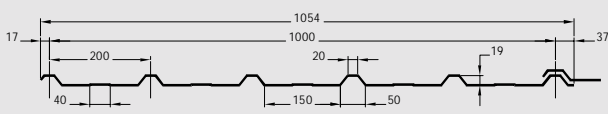
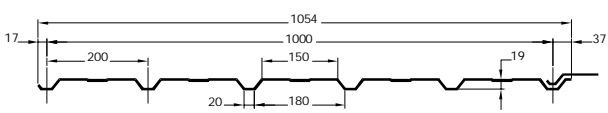
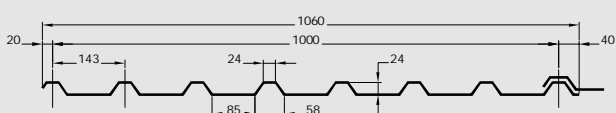
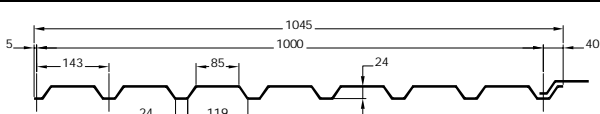
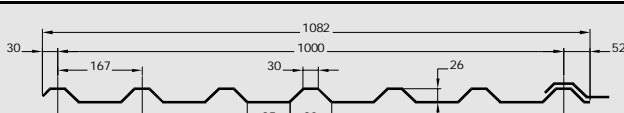
BR6/C		171D Inverted 288A
BR6/S		171B Inverted 288B
IBR7		034A
BR7		034B
IBR9		106A
BR9		106B
IBR9-26		173A
BR9-26C		173D Inverted 324A
BR9-26S		173B Inverted 324B
IBR 300		115B
IDR4		176A
DR4/C		176D
DR4/S		176B
HR4		107A

HR5		107B
LR3		115A
MHR3		183A
TR3		478A
TR3B		476A
Rollaclad		283D
RC 32/1000		
RC 32/1000/R		283F
Rollform Fabrications		
SEE TRIMFORM PRODUCTS		
Roll Form Fabrications		
RF 36R		246A
RF 36C		246B
Shufflebottom		
SH 1000/26 RW		297B
SH 1000/26 W		297C
SH 1000/33 RW		221D
SH 1000/33W		221E

SH 1000/26 LW SH 1000/26 L Liner		359B/A
SpeedDeck Building Systems (Formerly Stramit Industries)		434A
Speeddeck 508 (Ridge Down)		
Speeddeck 1016 (Ridge Down)		434B
Stramclad 1000		285A
Stramclad 32/1000		568A
Stramclad 1016		404A
Stramclad 32/1022		569B
Liner 20/1000		567A
Stramliner 1016		404B
Stramliner 20/1020		544A
Stramliner 32/1022		569A
Spicehawk		152E
SH35/1000R		
SH35/1000W		152F Inverted 472C
A.Steadman & Son		352B
AS24/1000R		

AS24/1000R (PBL)		352A
AS24/1000W		352C
AS27/1020R		257A
AS27/1020W		257B
AS30/1000R		547A
AS30/1000W		547B
AS34/1000R		278A
AS34/1000R (PBL)		278B
AS34/1000W		278C
AS20 Liner		158D
Steelpress Profiles		
SP 36/1000R		338A
SP 36/1000W		338B
SP 15/1000 Liner		339A
SP 20/1000 Liner		367A

Steel Shield			402A
SS31R			
SS31W			402B
Stramit Industries			
SEE SPEEDDECK BUILDING SYSTEMS			
TAC Metal Forming			
SEE HAIRONVILLE TAC			
Talfab Building Products			
SEE RIGIDAL INDUSTRIES			
Tegral Metal Forming			113C
TMR 32			
Wide Rib 33 Roof			482D
Wide Rib 33 Cladding			482E
Broad Rib 40 Roof			385C
Broad Rib 40 Cladding			385D
Mid Rib 46 Roof			156D
Mid Rib 46 Cladding			156E
Deep Rib 60 Roof			114C
Deep Rib 60 Cladding			114D

Minirib 900 Liner		319A
Minirib 1050 Liner		319B
TMR 19/960 Liner		148B
Wide Rib 33C Liner		482F
Fineline 19 Sinusoidal 3" Corrugated	For full range of 3" Metal Profiles see Page 23.	
Fibre Cement Profiles	For Fibre Cement Profiles see Page 21 & 22.	
Trimform Products (Formerly Rollform Fabrications)		507C
RF1.32 Rib		
RF1.32 Crest		507D
RF-1-1L Liner		506B
Uniclad Systems		399H
Uniclad 20R		
Uniclad 20W		399I
Uniclad 24R		279E
Uniclad 24W		279F
Uniclad 26R		436A


Uniclad 26W		436B
Uniclad 32R		370B
Uniclad 32W		370D
Uniclad 34R		179G
Uniclad 34W		179H
Uniclad 38R		112i
Uniclad 38W		112j
Uniclad Liner UC18/1000		371B
Uniclad Liner UC/1000		399J
Uniclad 13 ¹ / ₂ x 3"	For full range of 3" Metal Profiles see Page 23.	
United Continental Steels		131A
Cobacier 1004		
VAW (UK)		379A
Aluform 45/150		
Ward Building Components		134A
Moduclad 23/1000P (A1000)		
Moduclad 23/1000 (B1000)		134B

Moduclad 25/1200		390D
Moduclad 25/1200W		390E
Moduclad 25/1250		388A
Moduclad 32/1250		401A
Moduclad 33/1000		249E
Moduclad 33/1000P		249G
Moduclad 33/1000W		249F
Moduclad 37/1000		554A
Moduclad 37/1000P		554B
Moduclad 37/1000W		554C
Moduclad 37/1200P		377A
Moduclad 37/1200W		377B
Moduclad 38/900		378D
Moduclad 38/900W		378E

Moduclad B950		206A
Moduclad B950 (PBL)		206D
Moduclad D950		206E
Moduclad C1000		227A
Moduclad D1000		227B
Moduclad LT900 Liner		354C
Moduclad LA950 Liner		207A
Moduclad LA1000 Liner		146A
Moduclad LT1000 Liner		353C
Moduclad LTR1000 Liner		353D
Moduclad LA1200 Liner		380A
Moduclad LAR1200 Liner		380B
Moduclad LT1200 Liner		391B
Moduclad LA1250 Liner		389A

FILON is a trademark of Filon Products Ltd.

Information and recommendations contained in this publication are given in good faith without warranty or guarantee. Because we are constantly seeking to improve our products, we reserve the right to change specifications at any time. No liability can be accepted for any claims, losses or demands arising out of the contents of this publication. This statement does not affect any statutory rights which cannot be excluded by agreement.



FILON®

Filon Products Limited

Unit 3 Ring Road Zone 2 Burntwood Business Park
Burntwood Staffordshire England WS7 3JQ

Tel 01543-687-3000 Fax 01543-687-303

e-mail : sales@filon.co.uk website : www.filon.co.uk