

**BRAND  
NEW**



## **Your comfortable space solution**


- Ideal as a long-term or temporary space solution
- High-quality specifications
- Acoustically optimised interior
- Optimal thermal insulation
- Modern, attractive appearance



→ Solid wood interior staircase




→ Bright rooms through fixed glazing



→ Wall-to-wall floor cover




→ High-quality sanitary installations (concealed fittings)



→ Interior with suspended ceiling and LED lighting as standard

## High-quality specifications

- Many design options (e.g. venetian blinds, aluminium roller shutters, internal partitions, internal staircases, full and partial glazing, etc.)
- Different floor covers (e.g. Eternal Wood 2 mm)
- Suspended ceiling and integrated LED lighting as standard
- Fire protection (R)EI30 as standard
- Various additional equipment – e.g. motion detector, convector heater, air conditioning, etc.
- High-quality concealed sanitary equipment



## Attractive design

- Individual adaptations due to the modular design
- Thermally separated external door (U-value: 0.87)
- High-quality door options available (e.g. Aluportal with fixed glazing)
- Window with 5-chamber plastic profile and aluminium clip in exterior colour (optional)
- Fixed glazing with thermally separated aluminium profiles
- Insulated glazing (Ug value: 0.7)
- High-quality shading options (external Venetian blinds, aluminium roller shutters)



→ High thermal insulation

## Technical details \*

### Insulation (EN 10211)

**Roof:** 200mm\*\* PU+MW, U-value up to 0.17 W/m<sup>2</sup>K  
**Wall:** up to 190mm\*\* PIR+MW, U-value up to 0.14 W/m<sup>2</sup>K  
**Floor:** 160mm\*\* PIR+MW/PU, U-value up to 0.17 W/m<sup>2</sup>K

### Increased payloads

**Floor payload:** up to 500 kg/m<sup>2</sup>  
**Snow load:** up to 250 kg/m<sup>2</sup>  
**Wind load:** up to 100 km/h

### Available sizes, dimensions and weights

| TYPE                           | EXTERIOR (mm) |       |        | INTERIOR (mm) |       |        | WEIGHT (kg) |
|--------------------------------|---------------|-------|--------|---------------|-------|--------|-------------|
|                                | Length        | Width | Height | Length        | Width | Height |             |
| <b>10'</b>                     | 2,989         | 2,435 | 3,100  | 2,749         | 2,195 | 2,550  | 1,500       |
| <b>16'</b>                     | 4,885         | 2,435 | 3,100  | 4,645         | 2,195 | 2,550  | 2,400       |
| <b>20'</b>                     | 6,055         | 2,435 | 3,100  | 5,815         | 2,195 | 2,550  | 2,900       |
| <b>24'</b>                     | 7,335         | 2,435 | 3,100  | 7,095         | 2,195 | 2,550  | 3,500       |
| <b>20'<br/>staircase cabin</b> | 6,055         | 2,989 | 3,100  | 5,815         | 2,749 | 2,550  | 3,500       |

\* Further information according to the technical description CONTAINEX PLUS Line. \*\* Total thickness of thermal insulation

## Contact us

Phone: +43 2236 601-0

E-mail: [ctx@containex.com](mailto:ctx@containex.com)



[www.containex.com](http://www.containex.com)